

Upcoming coupon and redemption dates. (JAN/FEB/MAR)

Coupon payment redemption date	Securities	Outstanding volume (€ Mill.)	Payment (€ Mill.)	Issue date	Coupon Redemption ⁽¹⁾
26-Jan-09	0. 4.75% Jan. 18	381.00	18.10	24-Oct-07	C
			18.10		
30-Jan-09	Pagarés	5.00	5.00	13-Jul-07	R
	Pagarés	5.00	5.00	27-Jul-07	R
	Pagarés	8.00	8.00	11-Jan-08	R
	Pagarés	7.00	7.00	25-Jan-08	R
	Pagarés	5.00	5.00	11-Apr-08	R
	Pagarés	4.00	4.00	25-Apr-08	R
	Pagarés	5.00	5.00	11-Jul-08	R
	Pagarés	5.00	5.00	25-Jul-08	R
	Pagarés	8.00	8.00	17-Oct-08	R
	Pagarés	2.50	2.50	31-Oct-08	R
			54.50		
16-Feb-09	0. 3.50% Feb. 16	213.00	7.46	15-Feb-06	C
	B. 4.10% Feb. 10	184.00	7.54	13-Feb-07	C
			15.00		
17-Feb-09	B. 3.45% Feb. 09	234.50	242.59	17-Feb-04	C / R
			242.59		
27-Feb-09	Pagarés	5.60	5.60	15-Feb-08	R
	Pagarés	6.00	6.00	29-Feb-08	R
	Pagarés	0.50	0.50	16-May-08	R
	Pagarés	2.46	2.46	30-May-08	R
	Pagarés	5.50	5.50	14-Aug-08	R
	Pagarés	4.50	4.50	29-Aug-08	R
	Pagarés	5.00	5.00	14-Nov-08	R
	Pagarés	2.00	2.00	28-Nov-08	R
			31.56		
27-Mar-09	Pagarés	5.00	5.00	14-Mar-08	R
	Pagarés	6.00	6.00	28-Mar-08	R
	Pagarés	5.00	5.00	13-Jun-08	R
	Pagarés	2.50	2.50	27-Jun-08	R
	Pagarés	3.00	3.00	12-Sep-08	R
	Pagarés	2.55	2.55	26-Sep-08	R
	Pagarés	6.50	6.50	12-Dec-08	R
	Pagarés	8.00	8.00	30-Dec-08	R
			38.55		

(1) R: Redemption. C: Coupon payment

Upcoming bills auctions.

January	February	March
M T W T F S S	M T W T F S S	M T W T F S S
5 6 7 8 9 10 11	2 3 4 5 6 7 8	2 3 4 5 6 7 8
12 13 14 15 16 17 18	9 10 11 12 13 14 15	9 10 11 12 13 14 15
19 20 21 22 23 24 25	16 17 18 19 20 21 22	16 17 18 19 20 21 22
26 27 28 29 30 31	23 24 25 26 27 28	23 24 25 26 27 28 29
30 31		30 31
April	May	June
M T W T F S S	M T W T F S S	M T W T F S S
6 7 8 9 10 11 12	4 5 6 7 8 9 10	1 2 3 4 5 6 7
13 14 15 16 17 18 19	11 12 13 14 15 16 17	8 9 10 11 12 13 14
20 21 22 23 24 25 26	18 19 20 21 22 23 24	15 16 17 18 19 20 21
27 28 29 30	25 26 27 28 29 30 31	22 23 24 25 26 27 28
		29 30

■ Bills auction date.
■ Bills issue date.

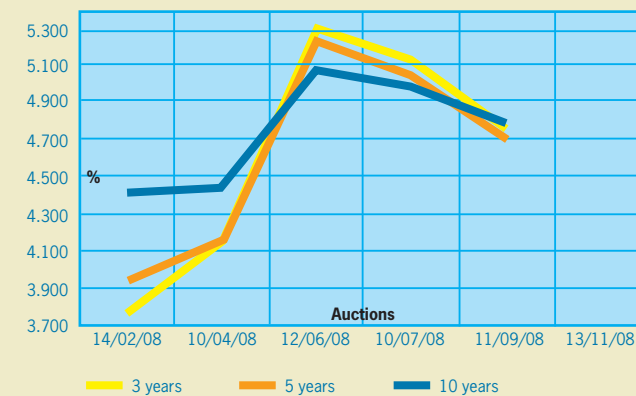
Note: Notes and bonds calendar for 2009 pending of publication.

Outcome of recent bonds auctions.

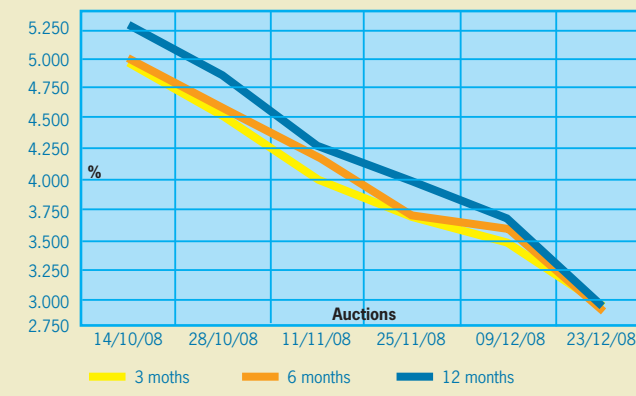
Auction date	Coupon (%)	Issue date	Redemption	Years to mat.	Bid (1)	(1) Alloted	% Bid/Alloted	Stop-out price (%)	Stop-out rate (%)	Average rate (%)	Marg spread vs Euribor IRS (2)
14-Feb-08	4.10	19-Feb-08	Feb-10	2.0	273.00	26.00	9.5%	100.618	3.795	3.794	-7.5
	4.50		Jun-12	4.3	231.00	10.00	4.3%	105.132	3.953	3.953	-4.0
	4.75		Jan-18	9.9	396.00	20.00	5.1%	102.833	4.433	4.431	-1.6
					900.00	56.00	6.2%				
10-Apr-08	3.875	15-Apr-08	Apr-11	3.0	124.50	24.50	19.7%	99.121	4.193	4.180	-1.2
	4.50		Jun-12	4.2	103.00	23.00	22.3%	104.876	4.184	4.175	-0.4
	4.75		Jan-18	9.8	173.00	23.00	13.3%	103.344	4.455	4.451	1.4
					400.50	70.50	17.6%				
12-Jun-08	3.875	17-Jun-08	Apr-11	2.8	118.30	8.30	7.0%	96.930	5.329	5.300	2.0
	4.50		Jun-12	4.0	135.00	25.00	18.5%	101.831	5.249	5.219	6.5
	4.75		Jan-18	9.6	190.00	36.00	18.9%	99.446	5.073	5.061	6.2
					443.30	69.30	15.6%				
10-Jul-08	3.875	15-Jul-08	Apr-11	2.8	129.00	30.00	23.3%	97.838	5.116	5.116	0.5
	5.125		Jul-13	5.0	134.00	25.00	18.7%	100.497	5.032	5.032	5.5
	4.75		Jan-18	9.5	107.00	15.00	14.0%	100.468	4.985	4.985	7.0
					370.00	70.00	18.9%				
11-Sep-08	3.875	16-Sep-08	Apr-11	2.6	107.50	25.00	23.3%	99.562	4.739	4.739	6.5
	5.125		Jul-13	4.8	42.00	10.00	23.8%	102.817	4.686	4.686	14.0
	4.75		Jan-18	9.4	55.00	20.00	36.4%	102.771	4.786	4.782	18.0
					204.50	55.00	26.9%				
13-Nov-08	3.875	18-Nov-08	Apr-11	2.4	33.00	0.00	0.0%				
	5.125		Jul-13	4.6	22.00	0.00	0.0%				
	4.75		Jan-18	9.2	20.00	0.00	0.0%				
					75.00	0.00	0.0%				

(1) € million. (2) Basic points.

Evolution of average rate for notes and bonds by auction

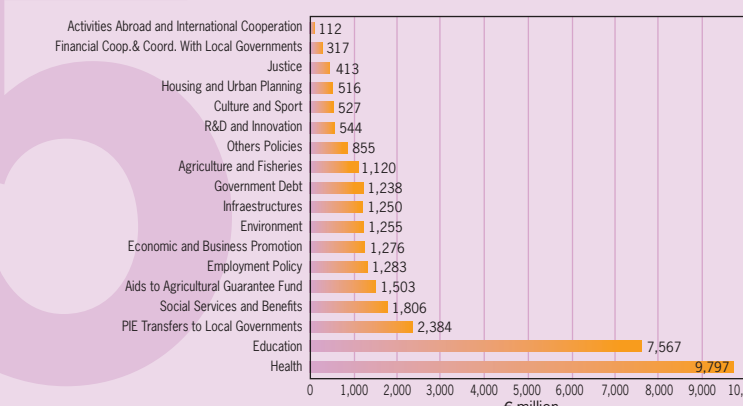


Evolution of average rate for bills by auction

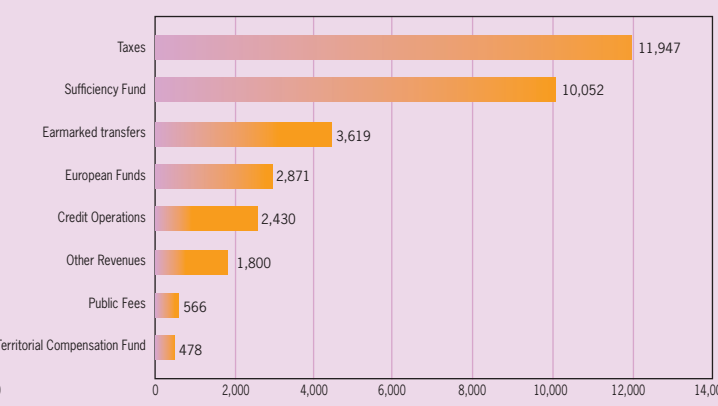


2009 Budget for the Autonomous Community of Andalusia

BUDGET STRUCTURE BY EXPENDITURE POLICY. 2009



BUDGET STRUCTURE BY SOURCE OF FINANCE. 2009



Outcome of recent bills auctions.

Auction date	Issue date	Redemption (1)	Days to maturity	Bid	Alloted	% Bid/alloted	Stop-out rate (%)	Average rate (%)	Euribor (%)	Stop-out rate minus Euribor ⁽²⁾
14-Oct-08	17-Oct-08	Jan-09	105	24.00	8.00	33.3%	5.062	4.995	5.235	-0.173
		Apr-09	189	19.00	9.00	47.4%	4.974	4.974	5.298	-0.324
		Jul-09	287	5.00	0.00	0.0%				
		Oct-09	378	11.60	6.60	56.9%	5.264	5.254	5.358	-0.094
		Apr-10	560	0.00	0.00					
				59.60	23.60	39.6%				
28-Oct-08	31-Oct-08	Jan-09	91	25.50	2.50	9.8%	4.501	4.501	4.860	-0.359
		Apr-09	175	20.50	10.50	51.2%	4.649	4.567	4.930	-0.281
		Jul-09	273	11.00	1.00	9.1%	4.683	4.683	4.960	-0.277
		Oct-09	364	17.55	7.55	43.0%	4.872	4.840	4.986	-0.114
		Apr-10	546	0.00	0.00					
				74.55	21.55	28.9%				
11-Nov-08	14-Nov-08	Feb-09	105	42.25	5.00	11.8%	4.006	4.006	4.343	-0.337
		May-09	196	44.50	5.00	11.2%	4.160	4.160	4.399	-0.239
		Aug-09	287	0.00	0.00					
		Nov-09	378	22.25	3.50	15.7%	4.238	4.238	4.458	-0.220
		May-10	560	0.00	0.00					
				109.00	13.50	12.4%				
25-Nov-08	28-Nov-08	Feb-09	91	27.50	2.00	7.3%	3.713	3.713	3.937	-0.224
		May-09	182	44.50	7.00	15.7%	3.728	3.728	3.995	-0.267
		Aug-09	273	0.00	0.00					
		Nov-09	364	23.00	18.00	78.3%	4.024	4.006	4.051	-0.027
		May-10	546	0.00	0.00					
				95.00	27.00	28.4%				
09-Dec-08	12-Dec-08	Mar-09	105	6.50	6.50	100.0%	3.498	3.491	3.428	0.070
		Jun-09	196	6.50	6.50	100.0%	3.566	3.566	3.514	0.052
		Sep-09	287	0.00	0.00					
		Dec-09	371	1.50	1.50	100.0%	3.668	3.668	3.610	0.058
		Jun-10	560	0.00	0.00					
				14.50	14.50	100.0%				
23-Dec-08	30-Dec-08	Mar-09	87	25.00	8.00	32.0%	2.979	2.937	3.019	-0.040
		Jun-09	178	35.00	22.50	64.3%	3.048	2.904	3.092	-0.044
		Sep-09	269	18.10	2.50	13.8%	3.101	3.101	3.144	
		Dec-09	353	1.50	1.50	100.0%	2.948	2.948	3.185	-0.237
		Jun-10	542	0.00	0.00					
				79.60	34.50	43.3%				

(1) One redemption per month.

(2) EURIBOR is shown on Reuter's "EURIBOR01" on auction day at 11:00 a. m. € million. 360 based interest rates.

Results of the Regular Excess Liquidity Auction Program. December 2007-2008.

Date of Auction	% Vol. Petitions/Vol.Offer	Volume of Petitions			Awarded Volume		Euribor Retribution System
		Average Differential	Maximum Differential	Marginal Differential	Average Differential		
18/12/07	1032%	26.1	77.0	10.0	37.5	4.254	
02/01/08	1122%	17.0	31.0	10.0	22.7	4.157	
15/01/08	1186%	18.8	31.0	10.0	24.4	4.121	
29/01/08	1228%	18.3	34.0	10.1	23.7	4.138	
12/02/08	1240%	17.6	34.0	10.2	23.5	4.115	
26/02/08	1250%	18.4	35.0	10.5	25.7	4.119	
11/03/08	1260%	21.1	39.0	10.5	28.2	4.205	
25/03/08	1255%	25.5	50.0	11.3	35.8	4.289	
08/04/08	1350%	23.3	43.5	11.0	32.0	4.232	
22/04/08	1371%	27.3	57.0	12.0	39.6	4.260	
06/05/08	1420%	29.0	50.0	11.6	41.6	4.236	
20/05/08	1451%	34.2	63.0	12			

Outstanding debt data.

Medium-& long-term book-entry bond issues.

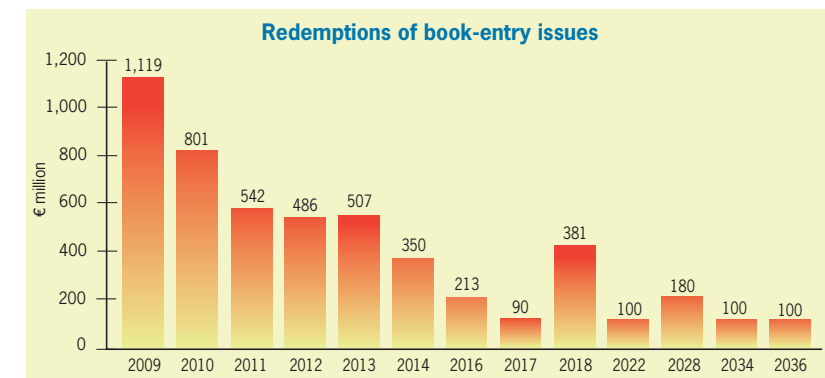
Issue	Coupon (%)	Maturity Date	Term to maturity ⁽¹⁾	Next coupon ⁽²⁾	Outstanding volume (€ Mill.)	Holder composition (%)	
						Market members	Non members
Bono	3.45	17-Feb-09	0.1	17.02.09	234.50	22.30%	77.70%
Obligación	4.25	05-May-09	0.3	05.05.09	409.73	73.08%	26.92%
Obligación	5.00	30-Jul-09	0.6	30.07.09	65.80	7.71%	92.29%
Bono	FRN	04-Dec-09	0.9	27.10.09	75.00	0.00%	100.00%
Bono	FRN	29-Jan-10	1.1	17.11.09	108.00	92.59%	7.41%
Bono	4.10	15-Feb-10	1.1	15.02.09	184.00	50.23%	49.77%
Bono	3.25	19-Apr-10	1.3	19.04.09	125.00	0.60%	99.40%
Obligación	5.75	14-Jul-10	1.5	14.07.09	376.10	25.56%	74.44%
Bono	3.875	15-Apr-11	2.3	15.04.09	87.80	72.80%	27.20%
Obligación	2.875	31-May-11	2.4	31.05.09	100.00	14.40%	85.60%
Bono	4.00	04-Jul-11	2.5	04.07.09	354.00	5.20%	94.80%
Obligación	5.375	30-May-12	3.4	30.05.09	350.50	54.39%	45.61%
Bono	4.50	19-Jun-12	3.5	19.06.09	135.10	29.74%	70.26%
Bono	5.125	08-Jul-13	4.5	08.07.09	135.00	18.52%	81.48%
Obligación	4.30	10-Oct-13	4.8	10.10.09	372.25	47.08%	52.92%
Obligación	4.00	03-Nov-14	5.8	03.11.09	350.00	30.49%	69.51%
Obligación	3.50	15-Feb-16	7.1	15.02.09	213.00	38.11%	61.89%
Obligación	6.90	16-Jun-17	8.5	16.06.09	90.15	23.86%	76.14%
Obligación	4.75	24-Jan-18	9.1	24.01.09	381.00	30.58%	69.42%
Obligación	5.00	13-Jul-22	13.5	13.07.09	100.00	50.00%	50.00%
Obligación	5.70	20-Jul-28	19.6	20.07.09	180.15	27.29%	72.71%
Obligación	5.15	24-May-34	25.4	24.05.09	100.00	45.00%	55.00%
Obligación	4.25	31-Oct-36	27.9	31.10.09	100.00	0.00%	100.00%
Total					4,627.08	35.53%	64.47%

Calculated as at 31/12/08. (1) Years. (2) Annual coupon. FRN: Floating rate note.

Book-entry bills.

Redemption date	Term to maturity ⁽¹⁾	Outstanding volume (€ Mill.)	Non-members (€ Mill.)	Non-members %
30-Jan-09	30	54.50	46.00	84.40%
27-Feb-09	58	31.56	21.46	68.00%
27-Mar-09	86	38.55	29.37	76.19%
24-Apr-09	114	39.50	39.50	100.00%
29-May-09	149	21.50	15.40	71.63%
26-Jun-09	177	54.28	48.27	88.93%
31-Jul-09	212	15.00	10.00	66.67%
28-Aug-09	240	12.00	0.00	0.00%
25-Sep-09	268	28.50	28.50	100.00%
30-Oct-09	303	14.15	14.15	100.00%
27-Nov-09	331	21.50	8.00	37.21%
18-Dec-09	352	3.00	3.00	100.00%
29-Jan-10	394	5.00	5.00	100.00%
26-Feb-10	422	2.50	2.50	100.00%
Total		341.54	271.15	79.39%

Calculated as at 31/12/08. (1) Days.



Calculated as at 31/12/08.

Junta de Andalucía Rating.

MOODY'S INVESTORS SERVICE:	Aa2 (Debt issues)
STANDARD & POOR'S:	AA (Long-term debt)
FITCH-RATINGS:	AA (Long-term foreign and local currency debt) F1+ (Short-term debt)

Book-entry debt issues: Main features.

Junta de Andalucía bonds programme.

Maximum outstanding volume:	€ 6,880.73 mill
Minimum subscription value:	€ 1,000
Maturity:	3, 5 y 10 years
Type of registry:	Book Entry system
Secondary market:	Book-entry public debt
Purpose:	Capital investment
Auction frequency:	According to calendar
Issuance procedure:	Auction and Syndication

Junta de Andalucía book-entry bill programme.

Maximum outstanding volume:	€ 360.61 million
Minimum subscription value:	€ 1,000
Maturity:	18 months maximum
Type of registry:	Book Entry system
Secondary market:	Book-entry public debt
Purpose:	Capital investment
Auction frequency:	Fortnightly
Maximum references:	12

Junta de Andalucía's market makers.

Institution	Contact	Phone	Fax
Banco Bilbao Vizcaya Argentaria, S.A	Bosco Eguilior	91 537 84 51	91 374 34 69
Banco Santander	Alberto Ramón Arbués	91 257 20 28	91 257 14 35
Caja de Ahorros y Monte de Piedad de Madrid	Federico Silva	91 423 92 93	91 423 54 89
Caja de Ahorros y Pensiones de Barcelona	Jesús Santolaya	91 557 69 79	91 700 51 56
Calyon	José Luis Carranza	91 432 78 15	91 432 75 02
Société Générale	Javier Guzmán	91 589 37 31	91 589 39 75
Unicaja	Pablo González	91 330 58 44	91 330 58 32

Junta de Andalucía pages in Reuters: JANDP-JANDB-JANDQ-JANDR

For further information, please contact:

Victoria Carretero/María José Llort
Phone: 955 06 49 08
Fax: 955 06 48 99

e-mail: victoria.carretero@juntadeandalucia.es
Edificio Torretriana, Isla de la Cartuja, s/n.
41092 Sevilla

Published: Junta de Andalucía
Consejería de Economía y Hacienda
Dirección General de Tesorería y Deuda Pública



JANUARY/2009

62

VALORES

Junta de Andalucía Book Entry Public Debt
Aa2/AA/AA



JUNTA DE ANDALUCÍA

CONSEJERÍA DE ECONOMÍA Y HACIENDA
Dirección General de Tesorería y Deuda Pública



JUNTA DE ANDALUCÍA. CONSEJERÍA DE ECONOMÍA Y HACIENDA. Dirección General de Tesorería y Deuda Pública

Regular Excess Liquidity Auction Program of the Junta de Andalucía.

The Regular Excess Liquidity Auction Program, whose design and operation were established in the Junta of Andalucía's General Directorate of the Treasury and Public Debt Resolution of the 7th of December 2004, has as its object the generation of returns from the surpluses that may be tied-up by the General Treasury of the Junta de Andalucía.

The Program is a regular and transparent instrument for the periodic placement of funds in participating Financial Bodies, through fixed term deposits, at the interest rate of each of the bi-weekly condition auctions. These auctions always contain two tranches: a non-competitive one, to which 30% of the volume of funds destined to the Program are assigned, and a second, competitive one, which constitutes the remaining 70%. In the first tranche the award of funds is made on the basis of the collaboration maintained by each Participating Body with the Junta de Andalucía in the management of the treasury and indebtedness in the year prior to each auction. In the second

tranche, the awarding of funds is done on the basis of the differential between the applications of the Participating Bodies.

From the 18th of December 2007 to the 29th of December 2008, the amount of applications for the competitive tranche among the 19 Participating Bodies represented an average of 1374% of the offered sum, this to a great extent, reflects the high acceptance of the Program. In this context, the funds have been awarded at an average differential of 44.9 base points over the Euribor.

The General Directorate for Treasury and Public Debt is assessing the possibility of making a few modifications to the design of the Regular Programme of Auctions of Excess Liquidity. For this reason, unlike in previous years, the schedule for 2009, which is detailed below, only includes the auctions of the first two months of the year, as was published in the Ruling of 22 December 2008.

2009 Auction calendar

January	February	March	April
M T W T F S S	M T W T F S S	M T W T F S S	M T W T F S S
1 2 3 4	1	1	1 2 3 4 5
5 6 7 8 9 10 11	2 3 4 5 6 7 8	2 3 4 5 6 7 8	6 7 8 9 10 11 12
12 13 14 15 16 17 18	9 10 11 12 13 14 15	9 10 11 12 13 14 15	13 14 15 16 17 18 19
19 20 21 22 23 24 25	16 17 18 19 20 21 22	16 17 18 19 20 21 22	20 21 22 23 24 25 26
26 27 28 29 30 31	23 24 25 26 27 28	23 24 25 26 27 28 29	27 28 29 30
	30 31	30 31	
May	June	July	August
M T W T F S S	M T W T F S S	M T W T F S S	M T W T F S S
1 2 3	1 2 3 4 5 6 7	1 2 3 4 5	1 2
4 5 6 7 8 9 10	8 9 10 11 12 13 14	6 7 8 9 10 11 12	3 4 5 6 7 8 9
11 12 13 14 15 16 17	15 16 17 18 19 20 21	13 14 15 16 17 18 19	10 11 12 13 14 15 16
18 19 20 21 22 23 24	22 23 24 25 26 27 28	20 21 22 23 24 25 26	17 18 19 20 21 22 23
25 26 27 28 29 30 31	29 30	27 28 29 30 31	24 25 26 27 28 29 30
			31
September	October	November	December
M T W T F S S	M T W T F S S	M T W T F S S	M T W T F S S
1 2 3 4 5 6	1 2 3 4	1	1 2 3 4 5 6
7 8 9 10 11 12 13	5 6 7 8 9 10 11	2 3 4 5 6 7 8	7 8 9 10 11 12 13
14 15 16 17 18 19 20	12 13 14 15 16 17 18	9 10 11 12 13 14 15	14 15 16 17 18 19 20
21 22 23 24 25 26 27	19 20 21 22 23 24 25	16 17 18 19 20 21 22	21 22 23 24 25 26 27
28 29 30	26 27 28 29 30 31	23 24 25 26 27 28 29	28 29 30 31
		30	

BIWEEKLY AUCTIONS.

INITIAL CONDITION DATE (weekly placements).