

## I. POBLACION

I-1

|                | POBLACION DE DERECHO EN ANDALUCIA SEGUN LOS CENSOS |          |          |          | PADRON MUNICIPAL<br>DE HABITANTES<br>1 de Abril de 1986 |                       |
|----------------|--|----------|----------|----------|---|-----------------------|
|                | 1950 (x)   | 1960 (x) | 1970 (x) | 1981 (x) | Población<br>de derecho                                 | Población<br>de hecho |
| ALMERIA.....   | 361769   | 369447   | 377639   | 410831   | 442324  | 448592                |
| CADIZ.....     | 693267   | 812680   | 878602   | 988388   | 1044493   | 1054503               |
| CORDOBA.....   | 790242   | 803507   | 731317   | 720823   | 747505  | 745175                |
| GRANADA.....   | 793338   | 777112   | 741659   | 758618   | 783265  | 796857                |
| HUELVA.....    | 369722   | 404517   | 403405   | 418584   | 433995  | 430918                |
| JAEN.....      | 781228   | 746941   | 668206   | 639821   | 646849  | 633612                |
| MALAGA.....    | 756083   | 781690   | 853579   | 1025609  | 1150434   | 1215479               |
| SEVILLA.....   | 1101595  | 1244153  | 1336669  | 1478311  | 1540907   | 1550492               |
| ANDALUCIA..... | 5647244  | 5940047  | 5991076  | 6440985  | 6789772   | 6875628               |
| ESPAÑA.....    | 28172258   | 30776935 | 34041531 | 37682355 | 38473418  | 38891313              |

|                | SUPERFICIE (Km2) | DENSIDAD (xxx)<br>(Población de hecho/Km2) |
|----------------|------------------|--|
| ANDALUCIA..... | 87268            | 79   |
| ESPAÑA.....    | 504750           | 76   |

## DISTRIBUCION DE LA POBLACION

|                 | CAPITALES | PROVINCIAS<br>EXCL. LA CAPITAL | POBLACION TOTAL |
|-----------------|-----------|--------------------------------|-----------------|
| 1950 (x).....   | 1262785   | 4384459                        | 5647244         |
| 1960 (x).....   | 1434044   | 4506003                        | 5940047         |
| 1970 (x).....   | 1747181   | 4243295                        | 5991076         |
| 1981 (xx).....  | 2195138   | 4245847                        | 6440985         |
| 1986 (xxx)..... | 2312813   | 4476959                        | 6789772         |

(x) A 31 de Diciembre  
 (xx) A 1 de Marzo  
 (xxx) A 1 de Abril

## I. POBLACION

I-2

## POBLACION DE DERECHO EN ANDALUCIA SEGUN LOS CENSOS Y PADRON DE 1986

## DISTRIBUCION POR CAPITALES DE PROVINCIA Y PROVINCIAS

|               | 1950    |          |             |         | 1960     |             |          |          | 1970        |          |          |             | 1981     |          |             |         | 1986  |             |  |  |
|---------------|---------|----------|-------------|---------|----------|-------------|----------|----------|-------------|----------|----------|-------------|----------|----------|-------------|---------|-------|-------------|--|--|
|               | CAPITAL | RESTO    | TOTAL PROV. | CAPITAL | RESTO    | TOTAL PROV. | CAPITAL  | RESTO    | TOTAL PROV. | CAPITAL  | RESTO    | TOTAL PROV. | CAPITAL  | RESTO    | TOTAL PROV. | CAPITAL | RESTO | TOTAL PROV. |  |  |
| Almeria.....  | 75861   | 285908   | 361769      | 86680   | 282767   | 369447      | 114298   | 263341   | 377639      | 140745   | 270086   | 410831      | 153592   | 288732   | 442324      |         |       |             |  |  |
| Cadiz.....    | 98754   | 594513   | 693267      | 114951  | 697729   | 812680      | 134342   | 744260   | 878602      | 156711   | 831677   | 986388      | 155299   | 889194   | 1044493     |         |       |             |  |  |
| Cordoba.....  | 160347  | 629895   | 790242      | 189671  | 603836   | 803507      | 232343   | 498974   | 731317      | 279386   | 441437   | 720823      | 295290   | 452215   | 747505      |         |       |             |  |  |
| Granada.....  | 154589  | 638749   | 793338      | 155065  | 622047   | 777112      | 186160   | 555499   | 741659      | 246642   | 511976   | 758618      | 256073   | 527192   | 783265      |         |       |             |  |  |
| Huelva.....   | 63002   | 306720   | 369722      | 74823   | 329694   | 404517      | 96347    | 307058   | 403405      | 127822   | 290762   | 418584      | 135210   | 278785   | 433995      |         |       |             |  |  |
| Jaen.....     | 61247   | 719981   | 781228      | 64533   | 682388   | 746941      | 77317    | 590889   | 668206      | 95783    | 544038   | 639821      | 102933   | 543916   | 646849      |         |       |             |  |  |
| Malaga.....   | 274847  | 481236   | 756083      | 296432  | 485258   | 781690      | 361282   | 492297   | 853579      | 502232   | 523377   | 1025609     | 563332   | 587102   | 1150434     |         |       |             |  |  |
| Sevilla.....  | 374138  | 727457   | 1101595     | 441869  | 802284   | 1244153     | 545692   | 790977   | 1336669     | 645817   | 832494   | 1478311     | 651084   | 889823   | 1540907     |         |       |             |  |  |
| Andalucia.... | 1262785 | 4384459  | 5647244     | 1434044 | 4504003  | 5940047     | 1747781  | 4243295  | 5991076     | 2195138  | 4245847  | 6440985     | 2312813  | 4476959  | 6789772     |         |       |             |  |  |
| Espana.....   | 7591408 | 20580860 | 28172268    | 9290202 | 21486733 | 30776935    | 12045501 | 21994030 | 34041531    | 13811548 | 23870807 | 37682355    | 13746580 | 24727838 | 38473418    |         |       |             |  |  |

II. CONTABILIDAD REGIONAL  
P.I.B. AL COSTE DE LOS FACTORES  
ESTIMACIONES DEL BANCO DE BILBAO  
(Millones de pesetas corrientes)

11-1

| AÑO   | ANDALUCÍA           |               |              |           |                | ESPAÑA         |      | AND/ESP (%) |
|-------|---------------------|---------------|--------------|-----------|----------------|----------------|------|-------------|
|       | AGRICULTURA Y PESCA | INDUSTRIA (x) | CONSTRUCCION | SERVICIOS | P. I. B. TOTAL | P. I. B. TOTAL |      |             |
| 1.955 | 17.058              | 14.244        | 4.160        | 22.524    | 57.986         | 422.357        | 13,7 |             |
| 1.957 | 20.569              | 17.216        | 5.916        | 30.398    | 74.099         | 556.990        | 13,3 |             |
| 1.960 | 29.231              | 20.634        | 5.244        | 36.504    | 91.613         | 668.846        | 13,7 |             |
| 1.962 | 36.417              | 25.490        | 7.886        | 46.622    | 116.415        | 889.381        | 13,1 |             |
| 1.964 | 33.861              | 36.763        | 9.918        | 61.931    | 142.473        | 1.154.494      | 12,3 |             |
| 1.967 | 46.933              | 48.703        | 16.135       | 104.668   | 216.439        | 1.735.151      | 12,5 |             |
| 1.969 | 50.694              | 61.751        | 20.963       | 130.416   | 263.824        | 2.169.244      | 12,2 |             |
| 1.971 | 69.688              | 80.477        | 27.200       | 170.087   | 347.452        | 2.759.820      | 12,6 |             |
| 1.973 | 96.846              | 112.105       | 40.523       | 242.501   | 491.975        | 3.894.762      | 12,6 |             |
| 1.975 | 114.915             | 173.609       | 57.039       | 361.670   | 707.233        | 5.653.211      | 12,5 |             |
| 1.977 | 164.876             | 253.689       | 81.967       | 574.789   | 1.075.321      | 8.628.166      | 12,5 |             |
| 1.979 | 206.860             | 320.717       | 130.735      | 945.473   | 1.603.785      | 12.818.601     | 12,5 |             |
| 1.981 | 262.387             | 413.734       | 171.208      | 1.255.091 | 2.102.420      | 16.698.773     | 12,6 |             |
| 1.983 | 321.351             | 538.270       | 217.719      | 1.654.212 | 2.731.552      | 22.368.746     | 12,2 |             |
| 1.985 | 470.432             | 626.224       | 235.245      | 2.137.833 | 3.469.734      | 27.859.655     | 12,5 |             |

P. I. B. AL COSTE DE LOS FACTORES

1.970 = 100

(Millones de pesetas constantes)

| AÑO   | ANDALUCÍA       |                  |                 |                  |                 |                  |                 |                  | ESPAÑA          |                  |                 |                  |  |
|-------|-----------------|------------------|-----------------|------------------|-----------------|------------------|-----------------|------------------|-----------------|------------------|-----------------|------------------|--|
|       | AGRICULTURA     |                  | INDUSTRIA (x)   |                  | CONSTRUCCION    |                  | SERVICIOS       |                  | P. I. B. TOTAL  |                  | P. I. B. TOTAL  |                  |  |
|       | Serie Ori-ginal | Serie Indi-ciada | Serie Ori-ginal | Serie Indi-ciada | Serie Ori-ginal | Serie Indi-ciada | Serie Ori-ginal | Serie Indi-ciada | Serie Ori-ginal | Serie Indi-ciada | Serie Ori-ginal | Serie Indi-ciada |  |
| 1.955 | 42.539          | 74,3             | 25.255          | 35,9             | 13.123          | 54,4             | 68.671          | 46,2             | 148.302         | 49,3             | 1.080.197       | 44,5             |  |
| 1.957 | 39.556          | 69,1             | 26.204          | 37,2             | 13.726          | 56,9             | 80.206          | 54,0             | 157.323         | 52,3             | 1.182.569       | 48,7             |  |
| 1.960 | 47.453          | 82,9             | 29.021          | 41,2             | 11.784          | 48,8             | 79.529          | 53,6             | 166.872         | 55,5             | 1.218.299       | 50,2             |  |
| 1.962 | 53.319          | 93,1             | 33.941          | 48,2             | 16.532          | 68,5             | 92.688          | 62,4             | 195.327         | 64,9             | 1.492.250       | 61,4             |  |
| 1.964 | 44.968          | 78,5             | 45.219          | 64,3             | 17.219          | 71,4             | 103.047         | 69,4             | 209.828         | 69,7             | 1.700.286       | 70,0             |  |
| 1.967 | 51.405          | 89,8             | 54.054          | 76,8             | 20.347          | 84,3             | 126.717         | 85,3             | 252.849         | 84,0             | 2.027.046       | 83,4             |  |
| 1.969 | 49.896          | 87,1             | 64.324          | 91,4             | 23.112          | 95,8             | 141.911         | 95,6             | 280.068         | 93,1             | 2.302.807       | 94,8             |  |
| 1.971 | 64.646          | 112,9            | 76.426          | 108,6            | 25.139          | 104,2            | 155.047         | 104,4            | 321.715         | 106,9            | 2.555.389       | 105,2            |  |
| 1.973 | 72.165          | 126,0            | 93.110          | 132,3            | 29.644          | 122,9            | 180.567         | 121,6            | 379.318         | 126,1            | 3.002.901       | 123,6            |  |
| 1.975 | 68.280          | 119,2            | 106.053         | 150,7            | 27.502          | 114,0            | 193.821         | 130,5            | 395.987         | 131,6            | 3.165.292       | 130,3            |  |
| 1.977 | 69.217          | 120,9            | 111.955         | 159,1            | 26.708          | 110,7            | 209.624         | 141,2            | 419.065         | 139,3            | 3.362.496       | 138,4            |  |
| 1.979 | 71.233          | 124,4            | 104.400         | 148,3            | 27.852          | 115,4            | 238.575         | 160,7            | 445.248         | 148,0            | 3.558.745       | 146,5            |  |
| 1.981 | 83.883          | 146,5            | 103.641         | 147,3            | 28.016          | 116,1            | 240.255         | 161,8            | 451.066         | 149,9            | 3.582.659       | 147,5            |  |
| 1.983 | 83.969          | 145,8            | 108.654         | 154,4            | 28.689          | 118,9            | 245.614         | 165,4            | 462.426         | 153,7            | 3.786.820       | 155,9            |  |
| 1.985 | 108.695         | 189,8            | 105.159         | 149,4            | 26.037          | 107,9            | 261.509         | 176,1            | 488.076         | 162,2            | 3.918.927       | 161,3            |  |

(x) Excluida construcción.

II. CONTABILIDAD REGIONAL

II-2

P.I.B. AL COSTE DE LOS FACTORES, EN PESETAS CORRIENTES.  
ESTIMACIONES DEL I.N.E. AÑOS 1983-84-85  
P.I.B. al coste de los factores por ramas de actividad  
(Millones de pesetas corrientes)

|   | 1.983     |             | 1.984     |             | 1.985     |             |
|---|-----------|-------------|-----------|-------------|-----------|-------------|
|   | ANDALUCIA | ESPAÑA      | ANDALUCIA | ESPAÑA      | ANDALUCIA | ESPAÑA      |
| 1. SECTOR PRIMARIO.....                           | 300.292   | 1.415.739   | 371.201   | 1.679.113   | 454.732   | 1.794.648   |
| 1.1. Agricultura, Ganadería y Forestal...         | 291.419   | 1.300.356   | 355.458   | 1.531.020   | 431.452   | 1.606.069   |
| 1.2. Pesca.....                                   | 8.873     | 115.383     | 15.743    | 148.093     | 23.280    | 188.579     |
| 2. INDUSTRIA.....                                 | 543.865   | 6.068.150   | 596.707   | 6.843.611   | 681.626   | 7.478.797   |
| 2.1. Productos energéticos.....                   | 67.334    | 854.298     | 73.301    | 990.534     | 80.053    | 1.047.939   |
| 2.2. Productos industriales.....                  | 476.531   | 5.213.852   | 523.406   | 5.853.077   | 601.573   | 6.430.858   |
| 3. CONSTRUCCION.....                              | 277.602   | 1.546.763   | 249.734   | 1.516.399   | 297.997   | 1.677.641   |
| 4. SERVICIOS.....                                 | 1.804.804 | 12.922.665  | 2.077.164 | 14.982.342  | 2.314.478 | 16.549.919  |
| 4.1. Servicios destinados a la venta....          | 1.309.268 | 10.214.773  | 1.524.522 | 11.953.188  | 1.690.737 | 13.405.962  |
| 4.2. Servicios no destinados a la venta.          | 495.536   | 2.707.892   | 552.642   | 3.029.154   | 623.741   | 3.143.957   |
| 5. Producción imputada a servicios bancarios..... | (139.100) | (1.042.993) | (194.697) | (1.477.955) | (215.369) | (1.560.353) |
| TOTAL P.I.B.....                                  | 2.787.463 | 20.910.324  | 3.100.109 | 23.543.510  | 3.533.464 | 25.940.652  |

P.I.B. al coste de los factores por ramas de actividad  
(Porcentajes)

|   | 1.983     |        |         | 1.984     |        |         | 1.985     |        |         |
|---|-----------|--------|---------|-----------|--------|---------|-----------|--------|---------|
|   | Andalucía | España | And/Esp | Andalucía | España | And/Esp | Andalucía | España | And/Esp |
| 1. SECTOR PRIMARIO.....                           | 10,8      | 6,8    | 21,2    | 12,0      | 7,1    | 22,1    | 12,9      | 6,9    | 25,3    |
| 1.1. Agricultura, Ganadería y Forestal...         | 10,5      | 6,2    | 22,4    | 11,5      | 6,5    | 23,2    | 12,2      | 6,2    | 26,9    |
| 1.2. Pesca.....                                   | ,3        | ,6     | 7,7     | ,5        | ,6     | 10,6    | ,7        | ,7     | 12,3    |
| 2. INDUSTRIA.....                                 | 19,5      | 29,0   | 9,0     | 19,2      | 29,1   | 8,7     | 19,3      | 28,8   | 9,1     |
| 2.1. Productos energéticos.....                   | 2,4       | 4,1    | 7,9     | 2,4       | 4,2    | 7,4     | 2,3       | 4,0    | 7,6     |
| 2.2. Productos industriales.....                  | 17,1      | 24,9   | 9,1     | 16,9      | 24,9   | 8,9     | 17,0      | 24,8   | 9,4     |
| 3. CONSTRUCCION.....                              | 10,0      | 7,4    | 17,9    | 8,1       | 6,4    | 16,5    | 8,4       | 6,5    | 17,8    |
| 4. SERVICIOS.....                                 | 64,7      | 61,8   | 14,0    | 67,0      | 63,6   | 13,9    | 65,5      | 63,8   | 14,0    |
| 4.1. Servicios destinados a la venta....          | 47,0      | 48,9   | 12,8    | 49,2      | 50,8   | 12,8    | 47,8      | 51,7   | 12,6    |
| 4.2. Servicios no destinados a la venta.          | 17,8      | 13,0   | 18,3    | 17,8      | 12,9   | 18,2    | 17,7      | 12,1   | 19,8    |
| 5. Producción imputada a servicios bancarios..... | -5,0      | -5,0   | 13,3    | -6,3      | -6,3   | 13,2    | -6,1      | -6,0   | 13,8    |
| TOTAL P.I.B.....                                  | 100,0     | 100,0  | 13,3    | 100,0     | 100,0  | 13,2    | 100,0     | 100,0  | 13,6    |

FUENTES: Las estimaciones del P.I.B. al coste de los factores por ramas de actividad son las del I.N.E., aunque el desglose entre 1.1. (Agricultura, Ganadería y Forestal) y 1.2. (Pesca) se ha realizado por el procedimiento de restar a 1. (SECTOR PRIMARIO) el V.A.B. c.f. que facilita el M.A.P.A. para el sector agrario. Este desglose tiene carácter meramente indicativo por las diferencias que pueden existir entre ambas fuentes de información.

## II. CONTABILIDAD REGIONAL

11-3

P.I.B. AL COSTE DE LOS FACTORES POR PROVINCIAS Y RAMAS DE ACTIVIDAD. AÑO 1.984  
 Datos Definitivos  
 (Millones de pesetas corrientes)

|                | AGRICULTURA<br>Y PESCA | INDUSTRIA<br>(x) | SERVICIOS | PRODUCCION<br>IMPUTADA A<br>SERVICIOS BANCARIOS | TOTAL     |
|----------------|------------------------|------------------|-----------|---|-----------|
| Almería.....   | 62.120                 | 37.584           | 137.914   | (14.041)  | 223.577   |
| Cádiz.....     | 60.933                 | 151.549          | 323.955   | (31.699)  | 504.738   |
| Córdoba.....   | 34.970                 | 89.594           | 208.775   | (19.698)  | 313.641   |
| Granada.....   | 37.109                 | 79.057           | 242.539   | (21.197)  | 337.508   |
| Huelva.....    | 24.111                 | 108.135          | 128.216   | (15.391)  | 245.071   |
| Jaén.....      | 33.068                 | 88.178           | 176.136   | (17.573)  | 279.809   |
| Málaga.....    | 44.044                 | 116.846          | 393.171   | (32.741)  | 521.320   |
| Sevilla.....   | 74.846                 | 175.498          | 466.458   | (42.357)  | 674.445   |
| Andalucía..... | 371.201                | 846.441          | 2.077.164 | (194.697)                                       | 3.100.109 |

FUENTE: I.N.E. Indicadores Estadísticos Regionales.  
 (x) incluido Construcción

## II. CONTABILIDAD REGIONAL

11-3

P.I.B. AL COSTE DE LOS FACTORES POR PROVINCIAS Y RAMAS DE ACTIVIDAD. AÑO 1.985  
 Datos Provisionales  
 (Millones de pesetas corrientes)

|                | AGRICULTURA<br>Y PESCA | INDUSTRIA<br>(x) | SERVICIOS | PRODUCCION<br>IMPUTADA A<br>SERVICIOS BANCARIOS | TOTAL     |
|----------------|------------------------|------------------|-----------|---|-----------|
| Almería.....   | 58.088                 | 53.130           | 155.369   | (15.315)  | 251.272   |
| Cádiz.....     | 68.530                 | 192.011          | 360.067   | (35.654)  | 584.954   |
| Córdoba.....   | 57.197                 | 106.373          | 230.628   | (22.647)  | 371.551   |
| Granada.....   | 32.994                 | 80.678           | 271.279   | (22.115)  | 362.836   |
| Huelva.....    | 40.998                 | 116.896          | 139.701   | (17.097)  | 280.498   |
| Jaén.....      | 63.634                 | 94.764           | 196.244   | (20.374)  | 334.268   |
| Málaga.....    | 48.396                 | 123.394          | 441.219   | (35.217)  | 577.792   |
| Sevilla.....   | 84.895                 | 212.377          | 519.971   | (46.950)  | 770.293   |
| Andalucía..... | 454.732                | 979.623          | 2.314.478 | (215.369)                                       | 3.533.464 |

FUENTE: I.N.E. Indicadores Estadísticos Regionales.  
 (x) incluido Construcción

## EVOLUCION DE LAS PRINCIPALES MACROMAGNITUDES DEL SECTOR AGRARIO

(Millones de pesetas corrientes)

|                                  | 1.979   | 1.980   | 1.981   | 1.982   | 1.983   | 1.984   | 1.985   |
|----------------------------------|---------|---------|---------|---------|---------|---------|---------|
| 1. Producción Total Agraria..... | 298.540 | 328.998 | 344.716 | 417.046 | 447.632 | 559.815 | 642.554 |
| 2. Reempleos.....                | 34.089  | 37.973  | 36.820  | 48.239  | 45.308  | 58.504  | 50.306  |
| 3. Producción Final Agraria..... | 264.451 | 291.025 | 307.895 | 368.807 | 402.324 | 501.312 | 592.248 |
| 3.1. Agrícola.....               | 206.593 | 227.052 | 237.625 | 286.398 | 318.781 | 400.280 | 473.799 |
| 3.2. Forestal.....               | 4.057   | 5.082   | 5.704   | 7.407   | 6.800   | 9.647   | 1.185   |
| 3.3. Ganadera.....               | 48.033  | 52.563  | 57.959  | 68.005  | 67.659  | 83.029  | 97.129  |
| 3.4. Otras.....                  | 5.768   | 6.329   | 6.608   | 6.997   | 9.084   | 8.356   | 20.136  |
| 4. Gastos fuera del sector.....  | 59.287  | 70.864  | 85.405  | 112.418 | 121.435 | 152.193 | 170.866 |
| 5. V.A.B. p.m.....               | 205.164 | 220.161 | 222.491 | 256.389 | 280.889 | 349.119 | 421.382 |
| 6. Subvenciones de explotación.. | 2.087   | 5.507   | 8.487   | 7.307   | 10.530  | 6.340   | 10.070  |
| 7. V.A.B. c.f.....               | 207.251 | 225.668 | 230.978 | 263.696 | 291.419 | 355.458 | 431.452 |
| 8. Amortizaciones.....           | 13.194  | 16.676  | 20.635  | 22.231  | 25.949  | 30.453  | 32.856  |
| 9. Renta Agraria (V.A.N. c.f.).. | 194.057 | 208.992 | 210.343 | 241.466 | 265.470 | 325.005 | 398.596 |
| Personas ocupadas.....           | ..      | ..      | 359.775 | 345.950 | 331.675 | 286.500 | 320.400 |

FUENTE: M.A.P.A., Cuentas del Sector Agrario e I.N.E., E.P.A.

## II. CONTABILIDAD REGIONAL

## SECTOR INDUSTRIAL, EXCLUIDA LA CONSTRUCCION

(Millones de pesetas corrientes)

|  | 1.981     | 1.982     | 1.983     | 1.984     | 1.985     |
|--|-----------|-----------|-----------|-----------|-----------|
| 1. Producción bruta.....                   | 1.379.683 | 1.531.159 | 1.766.065 | 1.888.275 | 2.214.714 |
| 2. Consumos intermedios.....               | 993.168   | 1.097.943 | 1.280.570 | 1.356.987 | 1.596.739 |
| 3. Valor añadido bruto al c.f.....         | 386.515   | 433.216   | 485.495   | 531.288   | 617.975   |
| 3.1. Energía y agua.....                   | 47.014    | 42.283    | 39.848    | 64.344    | 72.334    |
| 3.2. Minerales no energéticos y química... | 89.766    | 100.570   | 131.942   | 145.556   | 180.599   |
| 3.3. Transformación de metales.....        | 70.239    | 90.661    | 82.663    | 74.728    | 81.304    |
| 3.4. Otras industrias manufactureras.....  | 179.496   | 199.702   | 231.042   | 246.660   | 283.738   |
| 4. Costes de personal.....                 | 216.179   | 243.238   | 260.357   | 265.844   | 289.999   |
| 5. Excedente bruto de explotación.....     | 170.336   | 189.978   | 225.138   | 265.444   | 327.976   |
| Personas ocupadas.....                     | 225.865   | 217.636   | 204.116   | 199.154   | 198.251   |

FUENTE: I.N.E., Encuesta Industrial.

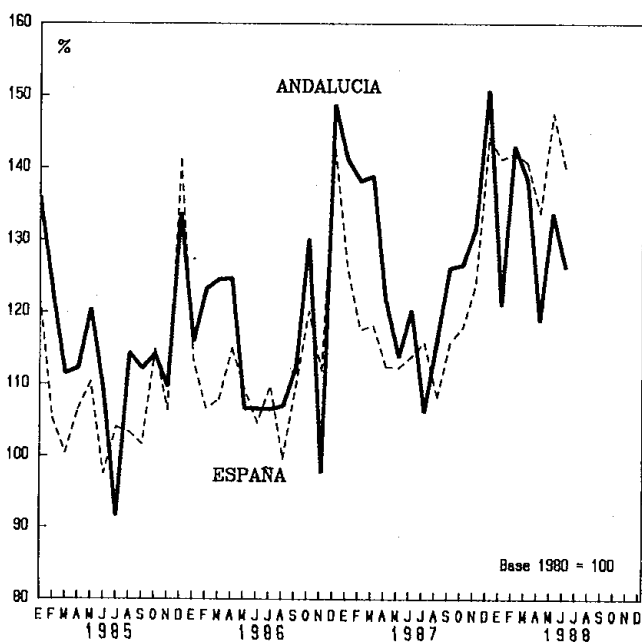
| PRODUCCIONES AGRICOLAS DE ANDALUCIA: CANTIDADES |         |         |         |         |                 |
|---|---------|---------|---------|---------|-----------------|
|   |         |         |         |         | En miles de TM. |
| CULTIVOS  | 1984    | 1985    | 1986    | 1987    | 1988 (*)        |
| <b>CEREALES</b>                                 |         |         |         |         |                 |
| - TRIGO   | 2.285,1 | 1.836,3 | 1.592,0 | 1.744,8 | 1.705,0         |
| - CEBADA  | 845,7   | 714,8   | 601,6   | 548,6   | 736,3           |
| - ARROZ   | 191,8   | 195,0   | 209,3   | 204,8   | 215,1           |
| - MAIZ  | 310,7   | 627,7   | 552,5   | 454,7   | 444,0           |
| <b>CULTIVOS INDUSTRIALES</b>                    |         |         |         |         |                 |
| - REMOLACHA AZUCARERA                           | 2.798,4 | 1.947,4 | 2.298,0 | 2.255,6 | 3.272,2         |
| - ALGODON                                       | 131,2   | 170,9   | 212,1   | 223,6   | 319,5           |
| - GIRASOL                                       | 622,5   | 568,3   | 498,9   | 516,3   | 679,4           |
| <b>TUBERCULOS</b>                               |         |         |         |         |                 |
| - PATATA  | 693,9   | 654,2   | 647,6   | 560,9   | 417,2           |
| <b>HORTALIZAS</b>                               |         |         |         |         |                 |
| - MELON   | 175,4   | 204,9   | 295,3   | 237,1   | 256,8           |
| - TOMATE  | 582,6   | 557,6   | 631,9   | 514,7   | ..              |
| - SANDIA  | 310,2   | 304,6   | 392,9   | 392,1   | 442,1           |
| <b>LEGUMINOSAS</b>                              |         |         |         |         |                 |
| - GARBANZO                                      | 39,7    | 36,6    | 40,5    | 34,4    | 37,6            |
| <b>FRUTALES</b>                                 |         |         |         |         |                 |
| - CITRICOS                                      | 351,1   | 464,0   | 435,4   | 510,3   | 499,0           |
| <b>VINEDOS</b>                                  |         |         |         |         |                 |
| - UVA DE MESA                                   | 101,5   | 95,5    | 93,1    | 73,9    | 76,0            |
| - UVA DE TRANSFORMACION                         | 422,3   | 513,8   | 454,8   | 497,0   | 454,0           |
| - VINO  | 2.896,0 | 3.572,2 | 3.298,7 | 3.534,1 | 3.121,7         |
| <b>OLIVAR</b>                                   |         |         |         |         |                 |
| - ACEITUNA DE MESA                              | 182,2   | 59,5    | 177,3   | 137,9   | 168,3           |
| - ACEITUNA DE ALMAZARA                          | 2.683,5 | 1.384,8 | 1.914,2 | 2.904,9 | 1.659,3         |
| - ACEITE  | 578,0   | 292,4   | 489,8   | 734,0   | 355,6           |

(\*) Los datos de 1.988 corresponden a avances, estimados por la Consejería de Agricultura en octubre de 1988

| APORTACION A LA P.F.A. POR GRUPOS DE PRODUCTOS<br>Y TASAS DE CRECIMIENTO DE LA PRODUCCION |                               |                                 |                               |                                 |
|---|-------------------------------|---------------------------------|-------------------------------|---------------------------------|
|   | ANDALUCIA                     |                                 | ESPAÑA                        |                                 |
|   | Aportación a la P.F.A. % 1986 | Tasa interanual cto. producción | Aportación a la P.F.A. % 1986 | Tasa interanual cto. producción |
| <b>CULTIVOS</b>   |                               |                                 |                               |                                 |
| <b>CEREALES</b>   | 17,7                          |                                 | 14,5                          |                                 |
| - TRIGO   |                               | -2,3                            |                               | 12,5                            |
| - CEBADA  |                               | 34,2                            |                               | 22,7                            |
| - ARROZ   |                               | 5,0                             |                               | 3,3                             |
| - MAIZ  |                               | -2,3                            |                               | ,6                              |
| <b>CULTIVOS INDUSTRIALES</b>  | 17,7                          |                                 | 5,8                           |                                 |
| - REMOLACHA AZUCARERA   |                               | 45,1                            |                               | 11,0                            |
| - ALGODON   |                               | 42,9                            |                               | 41,4                            |
| - GIRASOL   |                               | 31,6                            |                               | 11,6                            |
| <b>TUBERCULOS</b>   | ..                            |                                 | 4,3                           |                                 |
| - PATATA  |                               | -25,6                           |                               | -22,5                           |
| <b>HORTALIZAS</b>   | 27,1                          |                                 | 12,8                          |                                 |
| - MELON   |                               | 8,3                             |                               | 1,3                             |
| - TOMATE  |                               | ..                              |                               | 8,3                             |
| - SANDIA  |                               | 12,8                            |                               | -1,3                            |
| <b>LEGUMINOSAS</b>  | ..                            |                                 | ,7                            |                                 |
| - GARBANZO  |                               | 9,3                             |                               | -10,9                           |
| <b>FRUTALES</b>   | 8,6                           |                                 | 9,9                           |                                 |
| - CITRICOS  |                               | -2,2                            | 5,1                           | -10,7                           |
| - NO CITRICOS   |                               |                                 | 6,8                           |                                 |
| <b>VIREDO</b>   |                               |                                 |                               |                                 |
| - UVA DE MESA   |                               | 2,8                             |                               | -17,1                           |
| - UVA DE TRANSFORMACION   |                               | -8,7                            |                               | -44,1                           |
| - VINO  | 2,9                           | -11,7                           | 3,2                           | -45,6                           |
| <b>OLIVAR</b>   |                               |                                 |                               |                                 |
| - ACEITUNA DE MESA  |                               | 22,0                            |                               | 1,4                             |
| - ACEITUNA DE ALMAZARA  |                               | -55,1                           |                               | -54,7                           |
| - ACEITE  | 15,3                          | -51,0                           | 2,1                           | -51,5                           |

P.F.A. = Producción Final Agraria = Producción Total Agraria - Reempleo

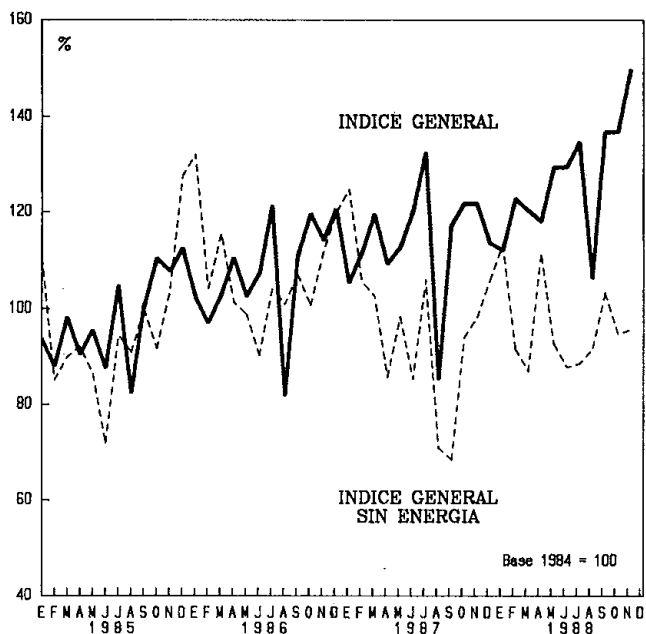
| SACRIFICIO DE GANADO |       |         |         |      |       |                               |        | Miles Toneladas en canal   |       |
|----------------------|-------|---------|---------|------|-------|-------------------------------|--------|----------------------------|-------|
| ANDALUCIA            |       |         |         |      |       |                               | ESPAÑA |                            |       |
| BOVINO               | OVINO | CAPRINO | PORCINO | AVES | TOTAL | INDICE ANDALUCIA<br>Ø1980=100 | TOTAL  | INDICE ESPAÑA<br>Ø1980=100 |       |
|                      |       |         |         |      |       |                               | (*)    | (*)                        |       |
| 1979 Med.            | 2.0   | 0.2     | 0.2     | 9.1  | 4.2   | 15.7                          | 96.6   | 184.3                      | 95.8  |
| 1980 Med.            | 2.7   | 0.2     | 0.2     | 8.9  | 4.3   | 16.2                          | 100.0  | 192.3                      | 100.0 |
| 1981 Med.            | 3.0   | 0.3     | 0.2     | 9.2  | 4.9   | 17.6                          | 108.8  | 205.3                      | 106.8 |
| 1982 Med.            | 2.8   | 0.3     | 0.2     | 8.5  | 4.8   | 16.5                          | 102.0  | 210.7                      | 109.6 |
| 1983 Med.            | 3.0   | 0.4     | 0.3     | 10.0 | 4.5   | 18.3                          | 112.7  | 207.9                      | 108.1 |
| 1984 Med.            | 2.7   | 0.4     | 0.3     | 10.7 | 0.0   | 14.0                          | 116.8  | 142.6                      | 110.7 |
| 1985 Med.            | 2.6   | 0.3     | 0.2     | 10.7 | 0.0   | 13.8                          | 115.0  | 140.9                      | 109.4 |
| 1986 Med.            | 2.8   | 0.3     | 0.2     | 10.8 | 0.0   | 14.0                          | 117.0  | 145.2                      | 112.7 |
| 1987 Med.            | 2.9   | 0.2     | 0.1     | 12.0 | 0.0   | 15.3                          | 127.5  | 153.0                      | 118.8 |
|                      |       |         |         |      |       |                               |        |                            |       |
| 1987 Ene.            | 2.8   | 0.2     | 0.1     | 13.7 | 0.0   | 16.9                          | 141.1  | 162.4                      | 126.1 |
| Feb.                 | 2.6   | 0.2     | 0.1     | 13.6 | 0.0   | 16.5                          | 138.2  | 151.3                      | 117.5 |
| Mar.                 | 3.0   | 0.2     | 0.1     | 13.3 | 0.0   | 16.6                          | 138.8  | 152.1                      | 118.1 |
| Abr.                 | 2.7   | 0.2     | 0.1     | 11.5 | 0.0   | 14.5                          | 121.5  | 144.7                      | 112.4 |
| May.                 | 2.5   | 0.3     | 0.1     | 10.7 | 0.0   | 13.6                          | 113.8  | 144.7                      | 112.3 |
| Jun.                 | 3.0   | 0.3     | 0.1     | 10.9 | 0.0   | 14.4                          | 120.2  | 146.6                      | 113.8 |
| Jul.                 | 2.6   | 0.3     | 0.1     | 9.7  | 0.0   | 12.7                          | 106.1  | 149.0                      | 115.7 |
| Ago.                 | 3.1   | 0.3     | 0.1     | 10.4 | 0.0   | 13.9                          | 116.1  | 139.3                      | 108.2 |
| Sep.                 | 3.3   | 0.2     | 0.1     | 11.4 | 0.0   | 15.0                          | 126.1  | 149.2                      | 115.8 |
| Oct.                 | 3.2   | 0.2     | 0.1     | 11.7 | 0.0   | 15.1                          | 126.5  | 151.8                      | 117.9 |
| Nov.                 | 2.9   | 0.2     | 0.1     | 12.6 | 0.0   | 15.7                          | 131.6  | 159.4                      | 123.8 |
| Dic.                 | 3.2   | 0.3     | 0.2     | 14.5 | 0.0   | 18.0                          | 150.7  | 185.7                      | 144.2 |
|                      |       |         |         |      |       |                               |        |                            |       |
| 1988 Ene.            | 2.6   | 0.2     | 0.1     | 14.0 | 2.7   | 19.6                          | 121.0  | 271.4                      | 141.2 |
| Feb.                 | 2.7   | 0.2     | 0.1     | 16.9 | 3.3   | 23.2                          | 143.0  | 273.2                      | 142.1 |
| Mar.                 | 2.9   | 0.3     | 0.1     | 15.8 | 3.3   | 22.5                          | 138.4  | 270.4                      | 140.7 |
| Abr.                 | 2.4   | 0.4     | 0.1     | 13.1 | 3.2   | 19.3                          | 118.8  | 257.2                      | 133.8 |
| May.                 | 2.9   | 0.3     | 0.1     | 14.2 | 4.1   | 21.7                          | 133.7  | 283.6                      | 147.5 |
| Jun.                 | 2.9   | 0.3     | 0.1     | 13.8 | 3.3   | 20.5                          | 126.2  | 268.6                      | 139.7 |



| PESCA DESEMBARCADA POR DISTRITOS |           |           |           |           |           |           |           | Peso: Tm.<br>Valor: millones de ptas. |  |
|----------------------------------|-----------|-----------|-----------|-----------|-----------|-----------|-----------|---------------------------------------|--|
| 1983                             |           | 1984      |           | 1985      |           | 1986      |           |                                       |  |
| Peso                             | Valor     | Peso      | Valor     | Peso      | Valor     | Peso      | Valor     |                                       |  |
| PESO                             | VALOR     | PESO      | VALOR     | PESO      | VALOR     | PESO      | VALOR     |                                       |  |
| AYAKONTE                         | 280       | 56,4      | 77        | 19,5      | 0         | ,0        | 0         | ,0                                    |  |
| ISLA CRISTINA                    | 4.938     | 1.054,8   | 5.285     | 1.370,3   | 4.154     | 1.339,9   | 6.409     | 1.568,7                               |  |
| HUELVA                           | 18.222    | 7.084,3   | 15.351    | 5.965,4   | 28.418    | 20.102,3  | 22.920    | 21.995,5                              |  |
| SANLUCAR BDA.                    | 6.367     | 1.170,9   | 4.853     | 1.341,6   | 4.810     | 1.509,2   | 4.066     | 1.503,7                               |  |
| PUERTO STA. MARIA                | 12.090    | 3.294,8   | 14.582    | 4.252,2   | 8.595     | 3.871,4   | 7.704     | 4.238,5                               |  |
| CADIZ                            | 29.196    | 5.969,0   | 22.564    | 5.329,9   | 21.591    | 4.540,6   | 23.906    | 5.406,9                               |  |
| BARBATE                          | 8.076     | 1.139,2   | 8.871     | 1.587,3   | 5.578     | 888,0     | 8.919     | 1.755,7                               |  |
| ALGECIRAS                        | 28.752    | 5.148,3   | 26.419    | 5.698,4   | 32.139    | 7.133,9   | 29.031    | 7.394,4                               |  |
| ESTEPONA                         | 3.505     | 341,3     | 2.773     | 368,4     | 3.458     | 494,9     | 3.937     | 494,8                                 |  |
| MALAGA                           | 7.378     | 1.758,3   | 5.502     | 1.327,3   | 5.970     | 1.632,7   | 6.727     | 2.227,0                               |  |
| MOTRIL                           | 8.326     | 1.068,4   | 6.586     | 918,1     | 4.751     | 786,5     | 4.146     | 801,0                                 |  |
| ADRA                             | 12.731    | 1.279,9   | 11.443    | 1.262,6   | 6.134     | 898,5     | 5.279     | 526,3                                 |  |
| ALMERIA                          | 12.422    | 1.751,6   | 11.926    | 1.924,1   | 10.659    | 2.121,5   | 8.824     | 2.139,4                               |  |
| GARRUCHA                         | 1.985     | 461,1     | 2.372     | 497,8     | 1.259     | 478,3     | 1.009     | 493,5                                 |  |
| OTROS                            | 7.062     | 1.123,9   | 7.862     | 1.433,4   | 9.649     | 1.612,2   | 8.830     | 1.686,4                               |  |
| -----                            |           |           |           |           |           |           |           |                                       |  |
| ANDALUCIA                        | 161.330   | 32.702,2  | 146.466   | 33.296,4  | 147.165   | 47.409,8  | 141.707   | 52.237,9                              |  |
| -----                            |           |           |           |           |           |           |           |                                       |  |
| ESPAÑA                           | 1.143.990 | 167.541,5 | 1.123.126 | 193.710,8 | 1.112.967 | 211.530,1 | 1.056.159 | 217.218,2                             |  |
| -----                            |           |           |           |           |           |           |           |                                       |  |

INDICES DE LA PRODUCCION INDUSTRIAL DE  
ANDALUCIA

|           | INDICE GENERAL (*) | Indice general sin energía (*) | Energía | Minerales no energéticos e industria química | Industrias transformadoras de los metales | Otras industrias manufactureras |
|-----------|--------------------|--------------------------------|---------|--|---|---------------------------------|
| 1980 Med. | 100.1              | 97.3                           | 122.4   | 84.4   | 141.1                                     | 83.1                            |
| 1981 Med. | 104.2              | 103.3                          | 112.0   | 90.5   | 137.0                                     | 93.4                            |
| 1982 Med. | 104.8              | 104.6                          | 106.6   | 89.6   | 148.0                                     | 91.4                            |
| 1983 Med. | 106.6              | 107.2                          | 101.6   | 90.3   | 151.9                                     | 94.3                            |
| 1984 Med. | 100.0              | 100.0                          | 100.0   | 100.0  | 100.0                                     | 100.0                           |
| 1985 Med. | 97.6               | 97.8                           | 95.4    | 95.1   | 90.2                                      | 102.6                           |
| 1986 Med. | 107.5              | 107.5                          | 107.2   | 110.2  | 97.9                                      | 111.0                           |
| 1987 Med. | 114.1              | 116.4                          | 95.4    | 103.8  | 129.7                                     | 115.9                           |
| 1987 Ene. | 105.3              | 102.9                          | 124.6   | 123.5  | 92.2                                      | 98.7                            |
| Feb.      | 111.4              | 112.1                          | 105.4   | 111.1  | 116.1                                     | 110.7                           |
| Mar.      | 119.4              | 121.4                          | 102.5   | 102.0  | 152.6                                     | 115.7                           |
| Abr.      | 109.2              | 112.0                          | 85.7    | 96.0   | 133.7                                     | 109.2                           |
| May.      | 112.6              | 114.4                          | 98.2    | 104.3  | 123.2                                     | 114.8                           |
| Jun.      | 120.1              | 124.3                          | 85.2    | 101.7  | 143.4                                     | 125.6                           |
| Jul.      | 132.4              | 135.6                          | 105.9   | 104.7  | 169.0                                     | 134.1                           |
| Ago.      | 85.2               | 86.9                           | 70.8    | 87.3   | 58.5                                      | 99.8                            |
| Sep.      | 117.2              | 123.1                          | 68.4    | 104.9  | 156.1                                     | 116.2                           |
| Oct.      | 121.7              | 125.1                          | 94.0    | 108.6  | 144.0                                     | 123.7                           |
| Nov.      | 121.7              | 124.6                          | 98.1    | 108.3  | 144.5                                     | 122.6                           |
| Dic.      | 113.5              | 114.4                          | 105.8   | 93.5   | 122.5                                     | 119.9                           |
| 1988 Ene. | 112.0              | 111.9                          | 113.2   | 109.5  | 105.6                                     | 115.6                           |
| Feb.      | 122.7              | 126.6                          | 91.5    | 121.6  | 132.8                                     | 125.6                           |
| Mar.      | 120.3              | 124.4                          | 86.9    | 126.3  | 139.6                                     | 116.8                           |
| Abr.      | 118.0              | 118.9                          | 111.5   | 122.1  | 124.7                                     | 114.9                           |
| May.      | 129.3              | 133.9                          | 92.5    | 129.2  | 175.5                                     | 116.7                           |
| Jun.      | 129.4              | 134.6                          | 87.7    | 126.9  | 181.4                                     | 116.1                           |
| Jul.      | 134.6              | 140.4                          | 88.5    | 124.4  | 184.6                                     | 126.3                           |
| Ago.      | 106.2              | 108.1                          | 91.5    | 111.5  | 109.5                                     | 106.1                           |
| Sep.      | 136.7              | 140.8                          | 103.2   | 132.0  | 209.2                                     | 112.9                           |
| Oct.      | 136.8              | 142.1                          | 94.7    | 134.7  | 208.2                                     | 114.7                           |
| Nov.      | 149.7              | 156.5                          | 95.6    | 134.3  | 269.0                                     | 113.5                           |



| INDICES DE LA PRODUCCION INDUSTRIAL DE ANDALUCIA<br>AGRUPACIONES DE LA DIVISION 1 |                  |                  |                  |
|---|------------------|------------------|------------------|
|   | Agrupación<br>11 | Agrupación<br>13 | Agrupación<br>15 |
| 1980 Med.   | 70.1             | 122.9            | 125.7            |
| 1981 Med.   | 69.9             | 112.8            | 114.3            |
| 1982 Med.   | 76.7             | 101.2            | 112.4            |
| 1983 Med.   | 97.9             | 93.3             | 107.5            |
| 1984 Med.   | 100.0            | 100.0            | 100.0            |
| 1985 Med.   | 105.8            | 93.5             | 95.9             |
| 1986 Med.   | 101.5            | 102.5            | 110.8            |
| 1987 Med.   | 88.5             | 90.0             | 99.6             |
| 1986 Ene.   | 97.1             | 101.0            | 155.7            |
| Feb.  | 95.9             | 91.0             | 113.8            |
| Mar.  | 90.5             | 119.9            | 114.1            |
| Abr.  | 108.2            | 84.2             | 112.5            |
| May.  | 100.6            | 108.5            | 92.1             |
| Jun.  | 108.5            | 102.9            | 80.2             |
| Jul.  | 122.9            | 106.2            | 101.1            |
| Ago.  | 92.2             | 110.4            | 94.9             |
| Sep.  | 119.6            | 111.8            | 102.8            |
| Oct.  | 104.6            | 102.5            | 99.2             |
| Nov.  | 95.2             | 103.0            | 119.0            |
| Dic.  | 82.9             | 88.1             | 144.4            |
| 1987 Ene.   | 86.4             | 84.5             | 154.8            |
| Feb.  | 86.4             | 98.1             | 111.7            |
| Mar.  | 79.5             | 99.4             | 106.3            |
| Abr.  | 89.2             | 73.9             | 93.7             |
| May.  | 88.8             | 87.2             | 106.4            |
| Jun.  | 78.6             | 91.5             | 81.3             |
| Jul.  | 98.1             | 94.4             | 114.4            |
| Ago.  | 83.9             | 92.7             | 54.8             |
| Sep.  | 126.3            | 93.4             | 47.2             |
| Oct.  | 96.3             | 88.2             | 97.8             |
| Nov.  | 83.3             | 78.5             | 112.6            |
| Dic.  | 64.8             | 98.0             | 113.9            |
| 1988 Ene.   | 66.8             | 99.3             | 125.9            |
| Feb.  | 78.9             | 59.8             | 114.3            |
| Mar.  | 69.4             | 59.8             | 106.7            |
| Abr.  | 72.9             | 140.9            | 93.8             |
| May.  | 70.5             | 101.8            | 87.7             |
| Jun.  | 69.4             | 96.1             | 83.1             |
| Jul.  | 59.0             | 105.6            | 78.1             |
| Ago.  | 65.1             | 104.2            | 84.5             |
| Sep.  | 76.4             | 150.9            | 72.2             |
| Oct.  | 73.4             | 116.4            | 81.1             |
| Nov.  | 78.3             | 89.8             | 100.8            |

**INDICES DE LA PRODUCCION INDUSTRIAL DE ANDALUCIA  
AGRUPACIONES DE LA DIVISION 2**

|           | Agrupación<br>21 | Agrupación<br>22 | Agrupación<br>23 | Agrupación<br>24 | Agrupación<br>25 |
|-----------|------------------|------------------|------------------|------------------|------------------|
| 1980 Med. | 65.2             | 92.1             | 89.6             | 90.2             | 83.9             |
| 1981 Med. | 74.9             | 88.4             | 96.8             | 96.1             | 91.1             |
| 1982 Med. | 74.1             | 92.8             | 90.0             | 96.7             | 88.2             |
| 1983 Med. | 81.8             | 90.3             | 85.6             | 100.1            | 84.3             |
| 1984 Med. | 100.0            | 100.0            | 100.0            | 100.0            | 100.0            |
| 1985 Med. | 87.6             | 95.7             | 99.6             | 94.6             | 98.4             |
| 1986 Med. | 94.3             | 101.5            | 112.5            | 123.3            | 97.5             |
| 1987 Med. | 38.9             | 113.1            | 106.8            | 131.7            | 100.9            |
| 1986 Ene. | 89.9             | 111.2            | 130.5            | 103.2            | 81.1             |
| Feb.      | 87.7             | 63.0             | 124.1            | 107.7            | 81.2             |
| Mar.      | 99.9             | 109.2            | 111.6            | 114.7            | 96.0             |
| Abr.      | 100.6            | 112.3            | 98.4             | 133.1            | 100.1            |
| May.      | 101.5            | 109.9            | 106.3            | 129.0            | 106.1            |
| Jun.      | 102.8            | 101.3            | 103.1            | 127.0            | 104.3            |
| Jul.      | 121.8            | 109.6            | 92.6             | 130.1            | 89.6             |
| Ago.      | 105.1            | 75.8             | 53.0             | 103.9            | 74.5             |
| Sep.      | 73.5             | 105.0            | 128.0            | 132.8            | 102.1            |
| Oct.      | 102.5            | 107.2            | 145.8            | 132.6            | 116.9            |
| Nov.      | 70.1             | 104.4            | 121.3            | 138.5            | 107.1            |
| Dic.      | 75.7             | 108.6            | 135.1            | 127.1            | 91.1             |
| 1987 Ene. | 252.8            | 111.7            | 125.8            | 98.8             | 87.5             |
| Feb.      | 113.0            | 113.3            | 113.8            | 117.9            | 100.3            |
| Mar.      | 9.9              | 113.2            | 93.9             | 140.6            | 103.0            |
| Abr.      | 9.2              | 107.3            | 96.3             | 131.1            | 96.0             |
| May.      | 10.1             | 118.5            | 124.3            | 136.9            | 105.7            |
| Jun.      | 9.7              | 115.9            | 99.8             | 141.2            | 98.9             |
| Jul.      | 12.8             | 126.2            | 90.6             | 147.2            | 98.8             |
| Ago.      | 10.7             | 80.2             | 47.7             | 124.3            | 95.7             |
| Sep.      | 10.8             | 111.9            | 101.4            | 146.7            | 103.2            |
| Oct.      | 9.9              | 122.7            | 120.4            | 141.5            | 113.8            |
| Nov.      | 8.7              | 120.8            | 145.8            | 137.0            | 113.3            |
| Dic.      | 8.8              | 116.1            | 121.5            | 117.7            | 94.9             |
| 1988 Ene. | 71.3             | 117.5            | 79.0             | 123.8            | 99.5             |
| Feb.      | 75.3             | 114.1            | 128.8            | 138.1            | 104.9            |
| Mar.      | 87.1             | 125.0            | 123.4            | 142.4            | 110.3            |
| Abr.      | 90.3             | 123.3            | 124.5            | 135.3            | 106.8            |
| May.      | 90.4             | 123.4            | 108.1            | 159.1            | 102.5            |
| Jun.      | 64.5             | 117.2            | 139.8            | 154.6            | 96.9             |
| Jul.      | 62.9             | 129.1            | 98.5             | 151.6            | 100.0            |
| Ago.      | 78.7             | 79.1             | 101.1            | 138.0            | 94.8             |
| Sep.      | 75.8             | 127.5            | 126.8            | 158.1            | 106.6            |
| Oct.      | 74.4             | 126.6            | 120.7            | 147.7            | 128.8            |
| Nov.      | 79.2             | 134.5            | 111.6            | 150.9            | 122.9            |

**INDICES DE LA PRODUCCION INDUSTRIAL DE ANDALUCIA**  
**AGRUPACIONES DE LA DIVISION 3**

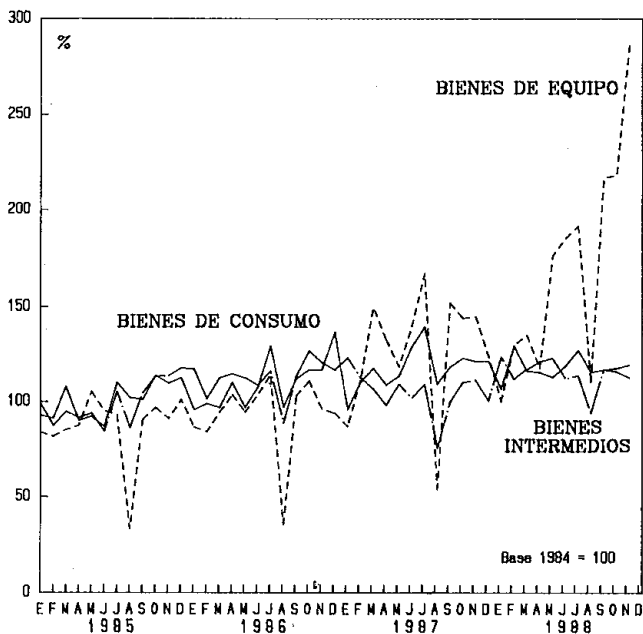
|           | Agrupación<br>31 | Agrupación<br>32 | Agrupación<br>33 | Agrupación<br>34 | Agrupación<br>35 | Agrupación<br>36 | Agrupación<br>37 | Agrupación<br>38 | Agrupación<br>39 |
|-----------|------------------|------------------|------------------|------------------|------------------|------------------|------------------|------------------|------------------|
| 1980 Med. | 77.3             | 57.9             | 21.9             | 88.1             | 100.8            | 106.0            | 296.6            | 133.6            | 88.2             |
| 1981 Med. | 79.6             | 52.7             | 22.2             | 81.9             | 99.1             | 87.8             | 297.1            | 139.2            | 89.9             |
| 1982 Med. | 98.6             | 62.4             | 44.8             | 84.7             | 79.5             | 105.9            | 297.7            | 161.3            | 99.4             |
| 1983 Med. | 102.9            | 82.3             | 26.4             | 88.1             | 86.0             | 115.9            | 297.2            | 149.1            | 101.1            |
| 1984 Med. | 100.0            | 100.0            | 100.0            | 100.0            | 100.0            | 100.0            | 100.1            | 100.0            | 100.0            |
| 1985 Med. | 99.7             | 108.4            | 152.9            | 145.3            | 115.0            | 134.1            | 8.5              | 112.7            | 96.6             |
| 1986 Med. | 116.4            | 121.9            | 92.6             | 108.2            | 138.5            | 150.0            | 7.8              | 121.7            | 97.7             |
| 1987 Med. | 122.2            | 121.3            | 78.8             | 102.2            | 142.1            | 160.1            | 124.1            | 123.5            | 90.1             |
|           |                  |                  |                  |                  |                  |                  |                  |                  |                  |
| 1986 Ene. | 121.2            | 100.7            | 33.5             | 120.4            | 59.7             | 136.7            | 5.1              | 115.1            | 111.2            |
| Feb.      | 95.2             | 109.8            | 50.3             | 97.1             | 108.7            | 161.2            | 6.1              | 109.2            | 126.5            |
| Mar.      | 114.4            | 120.7            | 50.2             | 65.9             | 148.5            | 167.2            | 6.4              | 101.9            | 100.6            |
| Abr.      | 121.0            | 151.2            | 84.4             | 124.7            | 115.7            | 182.2            | 7.6              | 143.8            | 122.0            |
| May.      | 116.8            | 143.2            | 128.2            | 114.0            | 135.8            | 149.9            | 7.6              | 120.9            | 116.0            |
| Jun.      | 132.6            | 114.2            | 81.5             | 123.2            | 159.8            | 158.8            | 6.9              | 144.4            | 102.0            |
| Jul.      | 137.8            | 136.7            | 108.7            | 127.1            | 167.2            | 184.5            | 7.1              | 178.7            | 116.5            |
| Ago.      | 83.7             | 87.7             | 27.8             | 5.0              | 108.6            | 16.7             | 7.5              | 5.4              | 74.5             |
| Sep.      | 129.3            | 101.8            | 125.1            | 120.2            | 95.6             | 165.3            | 19.7             | 137.7            | 98.9             |
| Oct.      | 123.5            | 140.3            | 113.2            | 144.2            | 163.1            | 199.0            | 7.7              | 157.5            | 110.7            |
| Nov.      | 112.3            | 131.3            | 56.9             | 134.1            | 126.3            | 161.2            | 6.4              | 134.0            | 92.9             |
| Dic.      | 109.3            | 125.0            | 130.8            | 122.4            | 273.0            | 117.3            | 5.6              | 111.3            | 0.0              |
|           |                  |                  |                  |                  |                  |                  |                  |                  |                  |
| 1987 Ene. | 105.2            | 102.2            | 60.3             | 108.4            | 126.9            | 117.8            | 36.7             | 110.6            | 77.9             |
| Feb.      | 117.8            | 109.2            | 117.9            | 130.2            | 117.3            | 152.5            | 81.5             | 115.5            | 84.7             |
| Mar.      | 126.4            | 111.9            | 106.1            | 125.9            | 150.0            | 168.7            | 198.6            | 126.6            | 91.7             |
| Abr.      | 124.1            | 116.6            | 116.3            | 101.0            | 162.9            | 146.5            | 144.8            | 125.2            | 78.5             |
| May.      | 114.5            | 113.0            | 115.1            | 101.2            | 158.5            | 156.4            | 115.7            | 93.0             | 90.9             |
| Jun.      | 129.0            | 121.4            | 116.6            | 106.3            | 193.3            | 162.7            | 155.1            | 128.8            | 85.9             |
| Jul.      | 130.7            | 137.6            | 25.6             | 142.1            | 130.5            | 249.0            | 182.2            | 154.0            | 176.4            |
| Ago.      | 95.0             | 109.0            | 9.6              | 0.1              | 12.9             | 20.4             | 77.2             | 0.1              | 0.1              |
| Sep.      | 149.8            | 118.9            | 68.5             | 107.2            | 153.1            | 197.0            | 150.4            | 174.9            | 105.4            |
| Oct.      | 139.1            | 129.0            | 43.7             | 116.4            | 141.7            | 189.7            | 125.3            | 151.3            | 108.4            |
| Nov.      | 124.9            | 152.7            | 92.0             | 111.0            | 156.4            | 205.3            | 118.0            | 169.4            | 99.7             |
| Dic.      | 109.4            | 134.4            | 73.6             | 77.2             | 201.2            | 154.7            | 103.7            | 132.9            | 81.3             |
|           |                  |                  |                  |                  |                  |                  |                  |                  |                  |
| 1988 Ene. | 115.7            | 111.2            | 74.7             | 105.4            | 95.7             | 126.1            | 99.6             | 28.4             | 87.0             |
| Feb.      | 129.0            | 131.4            | 136.5            | 141.2            | 146.3            | 191.1            | 81.3             | 142.1            | 112.0            |
| Mar.      | 144.1            | 132.6            | 240.2            | 113.1            | 134.8            | 206.1            | 78.5             | 158.4            | 109.7            |
| Abr.      | 141.6            | 71.3             | 144.0            | 111.2            | 66.4             | 147.9            | 100.6            | 165.4            | 97.7             |
| May.      | 158.2            | 56.2             | 208.8            | 123.6            | 85.8             | 200.2            | 234.8            | 180.3            | 101.0            |
| Jun.      | 157.6            | 154.5            | 609.9            | 115.3            | 106.0            | 210.5            | 218.0            | 151.5            | 98.0             |
| Jul.      | 172.3            | 75.1             | 649.5            | 104.1            | 102.2            | 202.4            | 237.3            | 161.3            | 115.8            |
| Ago.      | 162.2            | 109.5            | 193.6            | 0.0              | 14.3             | 30.3             | 186.2            | 1.1              | 77.2             |
| Sep.      | 136.7            | 148.3            | 531.5            | 111.6            | 57.1             | 156.8            | 402.4            | 215.0            | 100.4            |
| Oct.      | 129.3            | 53.0             | 453.6            | 104.6            | 33.2             | 177.5            | 436.1            | 165.5            | 108.4            |
| Nov.      | 128.0            | 57.9             | 988.7            | 130.9            | 146.3            | 159.5            | 646.4            | 178.2            | 84.0             |

**INDICES DE LA PRODUCCION INDUSTRIAL DE ANDALUCIA  
AGRUPACIONES DE LA DIVISION 4**

|           | Agrupación<br>41 | Agrupación<br>42 | Agrupación<br>43 | Agrupación<br>44 | Agrupación<br>45 | Agrupación<br>46 | Agrupación<br>47 | Agrupación<br>48 | Agrupación<br>49 |
|-----------|------------------|------------------|------------------|------------------|------------------|------------------|------------------|------------------|------------------|
| 1980 Med. | 73.9             | 102.2            | 108.8            | 60.6             | 70.4             | 67.9             | 74.0             | 92.8             | 19.4             |
| 1981 Med. | 82.0             | 124.0            | 110.6            | 62.2             | 84.2             | 70.3             | 67.5             | 88.2             | 23.7             |
| 1982 Med. | 89.9             | 92.9             | 132.9            | 58.4             | 117.0            | 80.0             | 73.4             | 50.0             | 30.2             |
| 1983 Med. | 90.4             | 100.4            | 109.7            | 59.3             | 116.8            | 89.7             | 75.8             | 79.0             | 31.8             |
| 1984 Med. | 100.0            | 100.0            | 100.0            | 100.0            | 100.0            | 100.0            | 100.0            | 100.0            | 100.0            |
| 1985 Med. | 112.5            | 91.5             | 110.1            | 98.2             | 106.6            | 96.5             | 109.0            | 97.3             | 91.6             |
| 1986 Med. | 120.0            | 102.0            | 123.3            | 146.7            | 105.8            | 105.0            | 107.0            | 108.1            | 143.3            |
| 1987 Med. | 125.7            | 100.1            | 138.1            | 110.8            | 130.7            | 93.3             | 126.9            | 98.2             | 156.9            |
| 1986 Ene. | 122.8            | 71.7             | 129.6            | 89.4             | 109.4            | 90.4             | 93.3             | 127.8            | 83.5             |
| Feb.      | 127.7            | 75.3             | 118.5            | 116.6            | 108.9            | 77.0             | 88.9             | 124.7            | 88.7             |
| Mar.      | 126.4            | 72.5             | 94.7             | 152.5            | 101.2            | 109.4            | 103.8            | 103.9            | 106.4            |
| Abr.      | 124.4            | 87.8             | 113.7            | 160.6            | 129.1            | 116.5            | 111.0            | 121.0            | 127.4            |
| May.      | 100.7            | 76.4             | 125.2            | 130.9            | 120.0            | 105.6            | 112.8            | 107.6            | 134.7            |
| Jun.      | 112.7            | 100.6            | 122.7            | 138.8            | 92.1             | 107.4            | 115.7            | 124.7            | 157.9            |
| Jul.      | 111.5            | 155.0            | 148.1            | 129.1            | 114.1            | 111.1            | 105.5            | 145.4            | 254.8            |
| Ago.      | 108.4            | 111.3            | 33.9             | 85.2             | 58.5             | 65.7             | 90.1             | 62.0             | 178.7            |
| Sep.      | 130.7            | 107.3            | 119.1            | 122.9            | 91.7             | 102.9            | 111.5            | 55.6             | 77.0             |
| Oct.      | 128.5            | 96.7             | 187.9            | 181.3            | 110.8            | 144.8            | 130.1            | 115.2            | 160.6            |
| Nov.      | 117.0            | 104.0            | 162.1            | 222.3            | 124.7            | 120.7            | 101.5            | 115.6            | 225.3            |
| Dic.      | 129.0            | 165.2            | 123.7            | 230.9            | 109.5            | 108.4            | 119.2            | 93.6             | 124.1            |
| 1987 Ene. | 129.8            | 74.0             | 141.2            | 0.2              | 88.3             | 71.6             | 104.5            | 108.5            | 74.5             |
| Feb.      | 128.5            | 78.1             | 146.3            | 109.1            | 156.9            | 86.2             | 105.5            | 135.0            | 111.6            |
| Mar.      | 140.4            | 86.4             | 147.9            | 207.9            | 155.2            | 76.2             | 107.1            | 93.0             | 119.6            |
| Abr.      | 126.2            | 78.1             | 123.7            | 187.1            | 146.7            | 93.3             | 112.2            | 90.4             | 157.1            |
| May.      | 131.6            | 87.6             | 151.2            | 121.4            | 123.7            | 104.0            | 125.2            | 99.4             | 154.1            |
| Jun.      | 117.1            | 116.9            | 128.5            | 98.1             | 143.0            | 106.0            | 162.6            | 94.5             | 272.5            |
| Jul.      | 118.7            | 146.1            | 140.8            | 69.4             | 142.1            | 110.9            | 148.4            | 127.9            | 197.3            |
| Ago.      | 109.8            | 130.0            | 24.1             | 91.1             | 78.7             | 59.8             | 83.7             | 49.6             | 157.2            |
| Sep.      | 126.7            | 103.6            | 156.8            | 79.3             | 131.4            | 91.0             | 110.8            | 85.8             | 154.8            |
| Oct.      | 144.5            | 98.3             | 160.8            | 120.0            | 110.4            | 106.1            | 153.2            | 108.8            | 137.8            |
| Nov.      | 120.7            | 90.9             | 190.7            | 116.6            | 166.2            | 98.6             | 161.5            | 105.0            | 173.8            |
| Dic.      | 114.1            | 111.3            | 145.5            | 129.0            | 126.1            | 116.1            | 148.3            | 80.2             | 172.1            |
| 1988 Ene. | 133.7            | 70.0             | 294.6            | 64.7             | 121.0            | 76.3             | 151.2            | 86.2             | 72.0             |
| Feb.      | 142.6            | 111.6            | 140.5            | 85.5             | 140.2            | 83.7             | 136.6            | 116.9            | 145.5            |
| Mar.      | 140.8            | 92.5             | 134.9            | 152.5            | 103.2            | 99.8             | 139.0            | 100.4            | 140.7            |
| Abr.      | 129.9            | 94.7             | 141.5            | 132.0            | 77.9             | 107.0            | 141.8            | 112.0            | 238.6            |
| May.      | 123.3            | 94.9             | 118.3            | 98.5             | 77.7             | 158.0            | 140.7            | 124.8            | 251.0            |
| Jun.      | 117.8            | 127.9            | 117.8            | 96.2             | 75.6             | 103.6            | 126.1            | 116.0            | 134.1            |
| Jul.      | 116.7            | 160.7            | 108.0            | 77.5             | 87.1             | 92.1             | 124.3            | 124.0            | 190.9            |
| Ago.      | 99.1             | 162.6            | 9.7              | 33.6             | 42.2             | 83.0             | 88.9             | 105.7            | 181.7            |
| Sep.      | 126.2            | 124.0            | 109.4            | 89.2             | 61.0             | 102.2            | 114.9            | 52.6             | 160.0            |
| Oct.      | 129.7            | 106.7            | 118.9            | 135.4            | 73.8             | 101.5            | 143.1            | 111.0            | 146.4            |
| Nov.      | 128.1            | 100.0            | 145.5            | 131.8            | 81.9             | 97.4             | 142.8            | 111.4            | 111.6            |

**INDICES DE LA PRODUCCION INDUSTRIAL DE ANDALUCIA  
CLASIFICACION POR DESTINO ECONOMICO DE LOS BIENES**

|           | INDICE GENERAL | BIENES DE CONSUMO (*) | BIENES DE EQUIPO (*) | BIENES INTERMEDIOS (*) |
|-----------|----------------|-----------------------|----------------------|------------------------|
| 1980 Med. | 100.1          | 81.8                  | 152.6                | 93.6                   |
| 1981 Med. | 104.2          | 93.9                  | 147.3                | 94.0                   |
| 1982 Med. | 104.8          | 91.6                  | 156.1                | 93.7                   |
| 1983 Med. | 106.6          | 95.5                  | 160.4                | 92.2                   |
| 1984 Med. | 100.0          | 100.0                 | 100.0                | 100.0                  |
| 1985 Med. | 97.6           | 100.9                 | 87.1                 | 99.4                   |
| 1986 Med. | 107.5          | 109.6                 | 93.4                 | 112.5                  |
| 1987 Med. | 114.1          | 117.3                 | 127.0                | 104.9                  |
|           |                |                       |                      |                        |
| 1987 Ene. | 105.3          | 96.0                  | 87.2                 | 123.1                  |
| Feb.      | 111.4          | 110.2                 | 111.0                | 112.7                  |
| Mar.      | 119.4          | 117.6                 | 149.6                | 106.7                  |
| Abr.      | 109.2          | 108.9                 | 132.6                | 98.3                   |
| May.      | 112.6          | 113.4                 | 118.5                | 109.1                  |
| Jun.      | 120.1          | 129.0                 | 139.9                | 101.9                  |
| Jul.      | 132.4          | 139.3                 | 167.2                | 109.0                  |
| Ago.      | 85.2           | 109.3                 | 54.2                 | 76.0                   |
| Sep.      | 117.2          | 118.4                 | 151.6                | 99.7                   |
| Oct.      | 121.7          | 122.8                 | 143.8                | 110.1                  |
| Nov.      | 121.7          | 121.2                 | 144.5                | 111.3                  |
| Dic.      | 113.5          | 121.4                 | 124.1                | 100.5                  |
|           |                |                       |                      |                        |
| 1988 Ene. | 112.0          | 106.8                 | 100.2                | 123.6                  |
| Feb.      | 122.7          | 129.3                 | 129.8                | 111.9                  |
| Mar.      | 120.3          | 116.2                 | 134.8                | 117.1                  |
| Abr.      | 118.0          | 115.3                 | 117.7                | 121.1                  |
| May.      | 129.3          | 112.8                 | 176.3                | 122.8                  |
| Jun.      | 129.4          | 118.7                 | 185.3                | 112.1                  |
| Jul.      | 134.6          | 127.0                 | 191.5                | 113.6                  |
| Ago.      | 106.2          | 115.6                 | 110.5                | 94.1                   |
| Sep.      | 136.7          | 116.8                 | 216.9                | 116.8                  |
| Oct.      | 136.8          | 115.8                 | 218.1                | 117.6                  |
| Nov.      | 149.7          | 112.7                 | 286.0                | 119.4                  |



| INDICES DE LA PRODUCCION INDUSTRIAL DE ANDALUCIA<br>SUBGRUPOS ECONOMICOS DE LOS BIENES |                   |                |                  |                |                |                    |                |                |                |
|--|-------------------|----------------|------------------|----------------|----------------|--------------------|----------------|----------------|----------------|
|  | Bienes de Consumo |                | Bienes de Equipo |                |                | Bienes Intermedios |                |                |                |
|  | Subgrupo<br>11    | Subgrupo<br>12 | Subgrupo<br>21   | Subgrupo<br>22 | Subgrupo<br>23 | Subgrupo<br>31     | Subgrupo<br>32 | Subgrupo<br>33 | Subgrupo<br>34 |
| 1980 Med.  | 87.1              | 71.7           | 93.3             | 231.2          | 78.8           | 122.4              | 85.3           | 82.5           | 82.2           |
| 1981 Med.  | 102.4             | 77.6           | 94.7             | 226.4          | 70.9           | 112.0              | 94.1           | 87.1           | 83.8           |
| 1982 Med.  | 91.5              | 91.7           | 108.9            | 228.2          | 86.7           | 106.6              | 94.4           | 86.4           | 88.7           |
| 1983 Med.  | 96.3              | 94.0           | 115.6            | 233.4          | 88.1           | 101.6              | 101.0          | 84.9           | 85.6           |
| 1984 Med.  | 100.0             | 100.0          | 100.0            | 100.0          | 100.0          | 100.0              | 100.0          | 100.0          | 100.0          |
| 1985 Med.  | 101.4             | 99.7           | 90.7             | 63.7           | 117.8          | 95.4               | 97.1           | 95.2           | 109.0          |
| 1986 Med.  | 110.4             | 108.0          | 104.9            | 74.0           | 113.0          | 105.8              | 133.5          | 98.9           | 117.5          |
| 1987 Med.  | 114.0             | 123.6          | 106.4            | 147.1          | 113.0          | 95.4               | 141.5          | 84.2           | 114.8          |
|  |                   |                |                  |                |                |                    |                |                |                |
| 1986 Ene.  | 98.0              | 91.5           | 119.6            | 66.1           | 92.8           | 132.0              | 106.7          | 106.6          | 117.8          |
| Feb.   | 101.3             | 94.6           | 76.4             | 80.0           | 96.0           | 104.1              | 114.3          | 78.9           | 109.8          |
| Mar.   | 88.5              | 113.2          | 102.4            | 75.0           | 117.0          | 98.8               | 137.7          | 106.3          | 115.7          |
| Abr.   | 105.4             | 118.4          | 103.1            | 92.4           | 119.3          | 101.2              | 139.0          | 103.5          | 122.3          |
| May.   | 88.5              | 113.2          | 102.4            | 75.0           | 117.0          | 98.8               | 137.7          | 106.3          | 115.7          |
| Jun.   | 107.2             | 108.1          | 128.0            | 81.3           | 118.5          | 90.2               | 138.0          | 99.1           | 117.2          |
| Jul.   | 134.3             | 119.8          | 126.2            | 93.4           | 135.2          | 104.0              | 143.3          | 90.4           | 132.9          |
| Ago.   | 110.8             | 71.7           | 74.6             | 6.6            | 49.1           | 100.8              | 118.4          | 73.4           | 72.5           |
| Sep.   | 118.4             | 100.4          | 125.3            | 84.7           | 114.2          | 107.0              | 145.2          | 102.6          | 110.1          |
| Oct.   | 111.9             | 126.0          | 97.7             | 99.2           | 136.7          | 100.7              | 139.6          | 116.1          | 153.5          |
| Nov.   | 110.9             | 128.1          | 98.0             | 80.2           | 117.7          | 111.9              | 149.2          | 104.7          | 124.7          |
| Dic.   | 150.1             | 110.9          | 105.3            | 54.6           | 142.5          | 119.9              | 133.4          | 99.1           | 118.1          |
|  |                   |                |                  |                |                |                    |                |                |                |
| 1987 Ene.  | 102.6             | 83.5           | 89.2             | 78.2           | 98.5           | 124.6              | 104.4          | 143.4          | 110.5          |
| Feb.   | 103.6             | 122.7          | 95.8             | 114.1          | 117.5          | 105.4              | 124.8          | 105.0          | 121.1          |
| Mar.   | 114.1             | 124.4          | 99.8             | 195.7          | 119.3          | 102.5              | 151.0          | 74.3           | 119.5          |
| Abr.   | 102.1             | 121.9          | 114.0            | 151.6          | 118.7          | 85.7               | 143.0          | 72.3           | 112.3          |
| May.   | 109.9             | 120.0          | 89.2             | 136.3          | 113.9          | 98.2               | 150.2          | 80.6           | 126.3          |
| Jun.   | 119.5             | 147.0          | 105.6            | 169.4          | 122.0          | 85.2               | 152.5          | 74.9           | 117.5          |
| Jul.   | 137.2             | 143.4          | 104.3            | 224.9          | 129.5          | 105.9              | 158.1          | 70.0           | 125.2          |
| Ago.   | 123.1             | 83.1           | 93.1             | 45.8           | 38.5           | 70.8               | 135.8          | 67.2           | 55.1           |
| Sep.   | 117.1             | 120.7          | 126.3            | 182.9          | 124.9          | 68.4               | 160.5          | 75.8           | 120.3          |
| Oct.   | 121.4             | 125.5          | 135.3            | 162.6          | 122.9          | 94.0               | 149.6          | 84.6           | 130.1          |
| Nov.   | 104.4             | 153.3          | 114.3            | 167.9          | 132.4          | 98.1               | 144.6          | 86.8           | 131.1          |
| Dic.   | 112.5             | 138.3          | 109.3            | 136.2          | 117.4          | 105.8              | 123.4          | 75.4           | 109.0          |
|  |                   |                |                  |                |                |                    |                |                |                |
| 1988 Ene.  | 102.4             | 115.2          | 97.0             | 100.8          | 101.7          | 113.2              | 127.8          | 99.5           | 150.9          |
| Feb.   | 129.5             | 128.8          | 113.4            | 132.8          | 137.1          | 91.5               | 148.4          | 105.5          | 115.5          |
| Mar.   | 115.4             | 117.8          | 124.9            | 149.9          | 120.3          | 86.9               | 158.3          | 109.5          | 128.5          |
| Abr.   | 113.3             | 119.2          | 118.4            | 136.7          | 90.0           | 111.5              | 148.6          | 107.7          | 125.2          |
| May.   | 110.2             | 117.7          | 152.6            | 235.2          | 109.2          | 92.5               | 169.5          | 103.9          | 140.1          |
| Jun.   | 126.7             | 103.3          | 162.2            | 223.2          | 147.7          | 87.7               | 173.1          | 99.5           | 109.9          |
| Jul.   | 137.2             | 107.7          | 195.9            | 232.7          | 129.6          | 88.5               | 167.0          | 96.9           | 120.0          |
| Ago.   | 138.1             | 72.7           | 192.4            | 110.5          | 52.3           | 91.5               | 152.8          | 94.8           | 61.1           |
| Sep.   | 127.5             | 96.3           | 133.6            | 320.4          | 128.1          | 103.2              | 174.1          | 109.5          | 101.9          |
| Oct.   | 120.1             | 107.7          | 133.2            | 343.9          | 98.8           | 94.7               | 158.5          | 124.2          | 110.5          |
| Nov.   | 113.2             | 111.9          | 131.6            | 473.0          | 128.6          | 95.6               | 165.6          | 117.9          | 116.5          |

| INDICES DE LA PRODUCCION INDUSTRIAL DE ANDALUCIA   |        |                                   |                           |           |                         | I TRIMESTRE 88 |
|--|--------|-----------------------------------|---------------------------|-----------|-------------------------|----------------|
| RAMAS DE ACTIVIDAD<br>Clasificación por Agrupaciones de<br>la C.N.A.E. 1974                          | INDICE | Porcentaje de<br>variación        |                           |           | Repercusión<br>%<br>(1) |                |
|  |        | sobre el<br>trimestre<br>anterior | en lo<br>que va<br>de año | en un año |                         |                |
| INDICE GENERAL.....  | 118,3  | -6                                | -6                        | 5,6       |                         |                |
| INDICE GENERAL SIN ENERGIA.....  | 121,0  | -3                                | -3                        | 7,9       |                         |                |
| 1. ENERGIA Y AGUA.....   | 97,2   | -2,1                              | -2,1                      | -12,3     | -1,323                  |                |
| 11. Extracción, preparación y aglomeración de combustibles sólidos y coquerías.....                  | 71,7   | -12,0                             | -12,0                     | -14,7     | -569                    |                |
| 13. Refino de petróleo.....  | 73,0   | -17,2                             | -17,2                     | -22,3     | -8,767                  |                |
| 15. Producción, transporte y distribución de energía eléctrica, gas, vapor y agua caliente.....      | 115,6  | 6,9                               | 6,9                       | -7,0      | -3,982                  |                |
| 2. EXTRACCION Y TRANSFORMACION DE MINERALES NO ENERGETICOS Y PRODUCTOS DERIVADOS. INDUSTRIA QUIMICA. | 119,1  | 15,1                              | 15,1                      | 6,1       | 1,277                   |                |
| 21. Extracción y preparación de minerales metálicos..  | 77,9   | 756,0                             | 756,0                     | -37,8     | -6,079                  |                |
| 22. Producción y primera transformación de metales...  | 118,9  | -8                                | -8                        | 5,5       | ,552                    |                |
| 23. Extracción de minerales no metálicos ni energéticos. Turberas.....                               | 110,4  | -14,6                             | -14,6                     | -7        | -055                    |                |
| 24. Industrias de productos minerales no metálicos...  | 134,8  | 2,0                               | 2,0                       | 13,2      | 4,793                   |                |
| 25. Industria química.....   | 104,9  | -2,2                              | -2,2                      | 8,3       | 2,471                   |                |
| 3. INDUSTRIAS TRANSFORMADORAS DE LOS METALES. MECANICA DE PRECISION.....                             | 126,0  | -8,0                              | -8,0                      | 4,7       | 1,019                   |                |
| 31. Fabricación de productos metálicos (excepto máquinas y material de transporte).....              | 129,6  | 4,1                               | 4,1                       | 11,2      | 3,401                   |                |
| 32. Construcción de maquinaria y equipo mecánico.....  | 125,1  | -9,8                              | -9,8                      | 16,0      | ,897                    |                |
| 33. Construcción de máquinas de oficinas y ordenadores (incluidas su instalación).....               | 150,5  | 115,6                             | 115,6                     | 58,8      | ,583                    |                |
| 34. Construcción de maquinaria y material eléctrico..  | 119,9  | 18,1                              | 18,1                      | -1,3      | -083                    |                |
| 35. Fabricación de material electrónico (excepto ordenadores).....                                   | 125,6  | -24,5                             | -24,5                     | -4,4      | -229                    |                |
| 36. Construcción de vehículos automóviles y sus piezas de repuesto.....                              | 174,4  | -4,8                              | -4,8                      | 19,2      | 3,899                   |                |
| 37. Construcción naval, reparación y mantenimiento de buques.....                                    | 86,5   | -25,2                             | -25,2                     | -18,1     | -4,370                  |                |
| 38. Construcción de otro material de transporte.....   | 109,6  | -27,5                             | -27,5                     | -6,8      | -1,461                  |                |
| 39. Fabricación de instrumentos de precisión, óptica y similares.....                                | 102,9  | 6,6                               | 6,6                       | 21,3      | ,095                    |                |
| 4. OTRAS INDUSTRIAS MANUFACTURERAS.....  | 119,3  | -2,3                              | -2,3                      | 10,1      | 4,726                   |                |
| 41. Industrias de productos alimenticios, bebidas y tabaco.....                                      | 139,0  | 10,0                              | 10,0                      | 4,6       | 1,343                   |                |
| 42. Industria textil.....  | 91,4   | -8,8                              | -8,8                      | 15,0      | 4,570                   |                |
| 43. Industria textil.....  | 190,0  | 14,7                              | 14,7                      | 31,0      | 1,944                   |                |
| 44. Industria del cuero.....   | 100,9  | -17,2                             | -17,2                     | -4,5      | -038                    |                |
| 45. Industria del calzado y vestido y otras confecciones textiles.....                               | 121,5  | -9,5                              | -9,5                      | -9,0      | -923                    |                |
| 46. Industrias de la madera, corcho y muebles de madera.....   | 86,6   | -19,0                             | -19,0                     | 11,0      | 1,020                   |                |
| 47. Industrias del papel y fabricación de artículos de papel, artes gráficas y edición.....          | 142,3  | -7,8                              | -7,8                      | 34,6      | 3,127                   |                |
| 48. Industrias de transformación del caucho y materias plásticas.....                                | 101,2  | 3,3                               | 3,3                       | -9,8      | -264                    |                |
| 49. Otras industrias manufactureras.....   | 119,4  | -25,9                             | -25,9                     | 17,2      | ,321                    |                |

(1) De las divisiones respecto al índice general y de las agrupaciones respecto a las divisiones correspondientes.

| INDICES DE LA PRODUCCION INDUSTRIAL DE   |        | II TRIMESTRE 88                   |                           |           |                      |
|--|--------|-----------------------------------|---------------------------|-----------|----------------------|
| ANDALUCIA  |        | Porcentaje de variación           |                           |           | Repercusión %<br>(1) |
| RAMAS DE ACTIVIDAD<br>Clasificación por Agrupaciones de<br>la C.N.A.E. 1974                          | INDICE | sobre el<br>trimestre<br>anterior | en lo<br>que va<br>de año | en un año |                      |
| INDICE GENERAL.....  | 125,6  | 6,2                               | 5,5                       | 10,2      |                      |
| INDICE GENERAL SIN ENERGIA.....  | 129,1  | 6,7                               | 6,3                       | 10,4      |                      |
| 1. ENERGIA Y AGUA.....   | 97,2   | 0                                 | -2,1                      | 8,4       | ,901                 |
| 11. Extracción, preparación y aglomeración de combustibles sólidos y coquerías.....                  | 70,9   | -1,1                              | -13,0                     | -17,1     | -,659                |
| 13. Refino de petróleo.....  | 112,9  | 54,6                              | 28,0                      | 34,1      | 13,378               |
| 15. Producción, transporte y distribución de energía eléctrica, gas, vapor y agua caliente.....      | 88,2   | -23,7                             | -18,4                     | -6,0      | -3,397               |
| 2. EXTRACCION Y TRANSFORMACION DE MINERALES NO ENERGETICOS Y PRODUCTOS DERIVADOS. INDUSTRIA QUIMICA. | 126,1  | 5,9                               | 21,8                      | 25,2      | 5,237                |
| 21. Extracción y preparación de minerales metálicos..  | 81,7   | 4,9                               | 797,8                     | 742,3     | 119,446              |
| 22. Producción y primera transformación de metales...  | 121,3  | 2,0                               | 1,2                       | 6,5       | ,652                 |
| 23. Extracción de minerales no metálicos ni energéticos. Turberas.....                               | 124,1  | 12,4                              | -3,9                      | 16,2      | 1,228                |
| 24. Industrias de productos minerales no metálicos...  | 149,7  | 11,1                              | 13,3                      | 9,8       | 3,545                |
| 25. Industria química.....   | 102,1  | -2,7                              | -4,8                      | 1,9       | ,567                 |
| 3. INDUSTRIAS TRANSFORMADORAS DE LOS METALES. MECANICA DE PRECISION.....                             | 160,5  | 27,4                              | 17,1                      | 20,3      | 4,361                |
| 31. Fabricación de productos metálicos (excepto máquinas y material de transporte).....              | 152,5  | 17,7                              | 22,5                      | 24,5      | 7,408                |
| 32. Construcción de maquinaria y equipo mecánico.....  | 94,0   | -24,9                             | -32,2                     | -19,7     | -1,098               |
| 33. Construcción de máquinas de oficinas y ordenadores (incluidas su instalación).....               | 320,9  | 113,2                             | 359,7                     | 176,6     | 1,752                |
| 34. Construcción de maquinaria y material eléctrico..  | 116,7  | -2,7                              | 15,0                      | 13,5      | ,851                 |
| 35. Fabricación de material electrónico (excepto ordenadores).....                                   | 86,1   | -31,4                             | -48,3                     | -49,8     | -2,583               |
| 36. Construcción de vehículos automóviles y sus piezas de repuesto.....                              | 186,2  | 6,8                               | 1,6                       | 20,0      | 4,055                |
| 37. Construcción naval, reparación y mantenimiento de buques.....                                    | 184,5  | 113,3                             | 59,5                      | 33,2      | 8,025                |
| 38. Construcción de otro material de transporte.....   | 165,7  | 51,2                              | 9,6                       | 43,2      | 2,931                |
| 39. Fabricación de instrumentos de precisión, óptica y similares.....                                | 98,9   | -3,9                              | 2,5                       | 16,2      | ,072                 |
| 4. OTRAS INDUSTRIAS MANUFACTURERAS.....  | 115,9  | -2,8                              | -5,1                      | -,5       | -,242                |
| 41. Industrias de productos alimenticios, bebidas y tabaco.....                                      | 123,7  | -11,0                             | -2,1                      | -1,0      | -,306                |
| 42. Industria textil.....  | 105,8  | 15,8                              | 5,6                       | 12,3      | 3,759                |
| 43. Industria del cuero.....   | 125,9  | -33,7                             | -24,0                     | -6,4      | -,402                |
| 44. Industria del calzado y vestido y otras confecciones textiles.....                               | 108,9  | 7,9                               | -10,7                     | -19,6     | -,166                |
| 45. Industrias de la madera, corcho y muebles de madera.....   | 77,1   | -36,5                             | -42,5                     | -44,0     | -4,524               |
| 46. Industrias del papel y fabricación de artículos de papel, artes gráficas y edición.....          | 122,9  | 41,9                              | 15,0                      | 21,6      | 1,998                |
| 47. Industrias de transformación del caucho y materias plásticas.....                                | 136,2  | -4,3                              | -11,7                     | 2,2       | ,196                 |
| 48. Otras industrias manufactureras.....   | 117,6  | 16,2                              | 20,0                      | 24,1      | ,647                 |
| 49. Otras industrias manufactureras.....   | 207,9  | 74,1                              | 29,0                      | 6,8       | ,128                 |

(1) De las divisiones respecto al índice general y de las agrupaciones respecto a las divisiones correspondientes.

| INDICES DE LA PRODUCCION INDUSTRIAL DE ANDALUCIA   |        |                                   |                           |           |                         | III TRIMESTRE 88 |
|--|--------|-----------------------------------|---------------------------|-----------|-------------------------|------------------|
| RAMAS DE ACTIVIDAD<br>Clasificación por Agrupaciones de<br>la C.N.A.E. 1974                          | INDICE | Porcentaje de<br>variación        |                           |           | Repercusión<br>%<br>(1) |                  |
|  |        | sobre el<br>trimestre<br>anterior | en lo<br>que va<br>de año | en un año |                         |                  |
| INDICE GENERAL.....  | 125,8  | ,2                                | 5,8                       | 12,7      |                         |                  |
| INDICE GENERAL SIN ENERGIA.....  | 129,8  | ,5                                | 6,9                       | 12,7      |                         |                  |
| 1. ENERGIA Y AGUA.....   | 94,4   | -2,9                              | -4,9                      | 15,5      | 1,675                   |                  |
| 11. Extracción, preparación y aglomeración de combustibles sólidos y coquerías.....                  | 70,2   | -1,0                              | -13,9                     | -31,7     | -1,224                  |                  |
| 13. Refino de petróleo.....  | 120,2  | 6,5                               | 36,3                      | 28,6      | 11,208                  |                  |
| 15. Producción, transporte y distribución de energía eléctrica, gas, vapor y agua caliente.....      | 78,3   | -11,2                             | -27,6                     | 8,6       | 4,892                   |                  |
| 2. EXTRACCION Y TRANSFORMACION DE MINERALES NO ENERGETICOS Y PRODUCTOS DERIVADOS. INDUSTRIA QUIMICA. | 122,6  | -2,8                              | 18,5                      | 23,8      | 4,946                   |                  |
| 21. Extracción y preparación de minerales metálicos..  | 72,5   | -11,3                             | 696,7                     | 536,0     | 86,247                  |                  |
| 22. Producción y primera transformación de metales...  | 111,9  | -7,7                              | -6,7                      | 5,5       | ,549                    |                  |
| 23. Extracción de minerales no metálicos ni energéticos. Turberas.....                               | 108,8  | -12,3                             | -15,8                     | 36,2      | 2,742                   |                  |
| 24. Industriales de productos minerales no metálicos..   | 149,2  | -3                                | 12,9                      | 7,0       | 2,556                   |                  |
| 25. Industria química.....   | 100,5  | -1,6                              | -6,3                      | 1,3       | ,392                    |                  |
| 3. INDUSTRIAS TRANSFORMADORAS DE LOS METALES. MECANICA DE PRECISION.....                             | 167,8  | 4,5                               | 22,5                      | 31,2      | 6,696                   |                  |
| 31. Fabricación de productos metálicos (excepto máquinas y material de transporte.....               | 157,1  | 3,0                               | 26,2                      | 25,5      | 7,707                   |                  |
| 32. Construcción de maquinaria y equipo mecánico.....  | 111,0  | 18,1                              | -20,0                     | -8,9      | -,495                   |                  |
| 33. Construcción de máquinas de oficinas y ordenadores (incluidas su instalación).....               | 458,2  | 42,8                              | 556,4                     | 1224,3    | 12,145                  |                  |
| 34. Construcción de maquinaria y material eléctrico..  | 71,9   | -38,4                             | -29,2                     | -13,5     | -,849                   |                  |
| 35. Fabricación de material electrónico (excepto ordenadores).....                                   | 57,9   | -32,8                             | -65,2                     | -41,4     | -2,146                  |                  |
| 36. Construcción de vehículos automóviles y sus piezas de repuesto.....                              | 129,8  | -30,3                             | -29,1                     | -16,5     | -3,355                  |                  |
| 37. Construcción naval, reparación y mantenimiento de buques.....                                    | 275,3  | 49,2                              | 137,9                     | 101,5     | 24,533                  |                  |
| 38. Construcción de otro material de transporte.....   | 125,8  | -24,1                             | -16,8                     | 14,7      | ,995                    |                  |
| 39. Fabricación de instrumentos de precisión, óptica y similares.....                                | 97,8   | -1,1                              | 1,3                       | 4,0       | ,018                    |                  |
| 4. OTRAS INDUSTRIAS MANUFACTURERAS.....  | 115,1  | -,7                               | -5,7                      | -1,4      | -,644                   |                  |
| 41. Industrias de productos alimenticios, bebidas y tabaco.....                                      | 114,0  | -7,8                              | -9,8                      | -3,7      | -1,083                  |                  |
| 42. Industria textil.....  | 149,1  | 40,9                              | 48,8                      | 17,8      | 5,426                   |                  |
| 43. Industria del cuero.....   | 75,7   | -39,9                             | -54,3                     | -29,4     | -1,846                  |                  |
| 44. Industria del calzado y vestido y otras confecciones textiles.....                               | 66,8   | -38,7                             | -45,2                     | -16,4     | -,139                   |                  |
| 45. Industrias de la madera, corcho y muebles de madera.....   | 63,4   | -17,8                             | -52,8                     | -46,0     | -4,724                  |                  |
| 46. Industrias del papel y fabricación de artículos de papel, artes gráficas y edición.....          | 92,4   | -24,8                             | -13,6                     | 6,0       | ,553                    |                  |
| 47. Industrias de transformación del caucho y materias plásticas.....                                | 109,4  | -19,7                             | -29,1                     | -4,3      | -,387                   |                  |
| 48. Otras industrias manufactureras.....   | 94,1   | -20,0                             | -4,0                      | 7,2       | ,193                    |                  |
| 49. Otras industrias manufactureras.....   | 177,5  | -14,6                             | 10,1                      | 4,5       | ,085                    |                  |

(1) De las divisiones respecto al índice general y de las agrupaciones respecto a las divisiones correspondientes.

| INDICES DE LA PRODUCCION INDUSTRIAL DE   |        | I TRIMESTRE 88                    |                           |           |                         |
|--|--------|-----------------------------------|---------------------------|-----------|-------------------------|
| ANDALUCIA  |        |                                   |                           |           |                         |
| RAMAS DE ACTIVIDAD<br>Clasificación por Agrupaciones de<br>la C.N.A.E. 1974              | INDICE | Porcentaje de<br>variación        |                           |           | Repercusión<br>%<br>(1) |
|  |        | sobre el<br>trimestre<br>anterior | en lo<br>que va<br>de año | en un año |                         |
| INDICE GENERAL.....  | 118,3  | -,6                               | -,6                       | 5,6       |                         |
| 1. BIENES DE CONSUMO.....  | 117,4  | -3,6                              | -3,6                      | 8,8       | 3,668                   |
| 1.1 Alimentos, bebidas y tabaco.....   | 115,8  | 2,7                               | 2,7                       | 8,4       | 5,780                   |
| 1.2 Otras manufacturas de consumo.....   | 120,6  | -13,2                             | -13,2                     | 9,4       | 2,964                   |
| 2. BIENES DE CAPITAL.....  | 121,6  | -11,6                             | -11,6                     | 4,9       | ,903                    |
| 2.1 Estructuras metálicas y calderería.....  | 111,8  | -6,5                              | -6,5                      | 17,8      | 3,303                   |
| 2.2 Materiales de transporte (excepto turismos y<br>motocicletas).....                   | 127,8  | -17,9                             | -17,9                     | -1,2      | -,618                   |
| 2.3 Maquinaria y otro material de equipo.....  | 119,7  | -3,6                              | -3,6                      | 7,1       | 1,990                   |
| 3. BIENES INTERMEDIOS.....   | 117,5  | 9,5                               | 9,5                       | 2,9       | 1,155                   |
| 3.1 Energía.....   | 97,2   | -2,1                              | -2,1                      | -12,3     | -3,508                  |
| 3.2 Materiales para la construcción.....   | 144,8  | 4,0                               | 4,0                       | 14,3      | 2,603                   |
| 3.3 Extracción y transformación de minerales no ener-<br>géticos. Industria química..... | 104,8  | 27,3                              | 27,3                      | -2,6      | -,716                   |
| 3.4 Otras industrias intermedias.....  | 131,6  | 6,6                               | 6,6                       | 12,5      | 3,207                   |

(1) De los tres tipos respecto al índice general y de sus componentes respecto de aquellas.

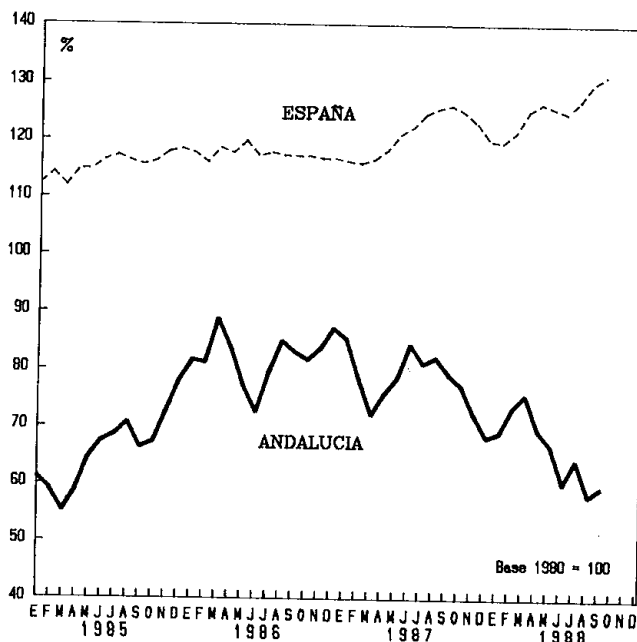
| INDICES DE LA PRODUCCION INDUSTRIAL DE   |        | II TRIMESTRE 88                   |                           |           |                         |
|--|--------|-----------------------------------|---------------------------|-----------|-------------------------|
| ANDALUCIA  |        |                                   |                           |           |                         |
| RAMAS DE ACTIVIDAD<br>Clasificación por Agrupaciones de<br>la C.N.A.E. 1974              | INDICE | Porcentaje de<br>variación        |                           |           | Repercusión<br>%<br>(1) |
|  |        | sobre el<br>trimestre<br>anterior | en lo<br>que va<br>de año | en un año |                         |
| INDICE GENERAL.....  | 125,6  | 6,2                               | 5,5                       | 10,2      |                         |
| 1. BIENES DE CONSUMO.....  | 115,6  | -1,5                              | -5,1                      | -1,3      | -,534                   |
| 1.1 Alimentos, bebidas y tabaco.....   | 116,7  | ,8                                | 3,5                       | 5,6       | 3,848                   |
| 1.2 Otras manufacturas de consumo.....   | 113,4  | -6,0                              | -18,4                     | -12,5     | -3,926                  |
| 2. BIENES DE CAPITAL.....  | 159,8  | 31,4                              | 16,2                      | 22,6      | 4,159                   |
| 2.1 Estructuras metálicas y calderería.....  | 144,4  | 29,2                              | 20,7                      | 40,3      | 7,481                   |
| 2.2 Materiales de transporte (excepto turismos y<br>motocicletas).....                   | 198,4  | 55,2                              | 27,5                      | 30,2      | 16,085                  |
| 2.3 Maquinaria y otro material de equipo.....  | 115,6  | -3,4                              | -6,9                      | -2,2      | -,619                   |
| 3. BIENES INTERMEDIOS.....   | 118,7  | 1,0                               | 10,6                      | 15,1      | 6,047                   |
| 3.1 Energía.....   | 97,2   | ,0                                | -2,1                      | 8,4       | 2,390                   |
| 3.2 Materiales para la construcción.....   | 163,7  | 13,1                              | 17,6                      | 10,2      | 1,851                   |
| 3.3 Extracción y transformación de minerales no ener-<br>géticos. Industria química..... | 103,7  | -1,0                              | 26,0                      | 36,6      | 10,075                  |
| 3.4 Otras industrias intermedias.....  | 125,1  | -4,9                              | 1,4                       | 5,4       | 1,385                   |

(1) De los tres tipos respecto al índice general y de sus componentes respecto de aquellas.

| INDICES DE LA PRODUCCION INDUSTRIAL DE   |        | III TRIMESTRE 88                  |                           |           |                      |
|--|--------|-----------------------------------|---------------------------|-----------|----------------------|
| A N D A L U C I A  |        | Porcentaje de variación           |                           |           | Repercusión %<br>(1) |
| RAMAS DE ACTIVIDAD<br>Clasificación por Agrupaciones de<br>la C.N.A.E. 1974              | INDICE | sobre el<br>trimestre<br>anterior | en lo<br>que va<br>de año | en un año |                      |
| INDICE GENERAL.....  | 125,8  | ,2                                | 5,7                       | 12,7      |                      |
| 1. BIENES DE CONSUMO.....  | 119,8  | 3,6                               | -1,6                      | -2,0      | -,852                |
| 1.1 Alimentos, bebidas y tabaco.....   | 134,3  | 15,1                              | 19,1                      | 6,8       | 4,634                |
| 1.2 Otras manufacturas de consumo.....   | 92,2   | -18,7                             | -33,7                     | -20,3     | -6,380               |
| 2. BIENES DE CAPITAL.....  | 173,0  | 8,3                               | 25,8                      | 39,2      | 7,196                |
| 2.1 Estructuras metálicas y calderería.....  | 174,0  | 20,5                              | 45,5                      | 61,3      | 11,364               |
| 2.2 Materiales de transporte (excepto turismos y<br>motocicletas).....                   | 221,2  | 11,5                              | 42,2                      | 46,3      | 24,671               |
| 2.3 Maquinaria y otro material de equipo.....  | 103,3  | -10,6                             | -16,8                     | 5,8       | 1,645                |
| 3. BIENES INTERMEDIOS.....   | 108,2  | -8,8                              | ,8                        | 14,0      | 5,601                |
| 3.1 Energía.....   | 94,4   | -2,9                              | -4,9                      | 15,5      | 4,443                |
| 3.2 Materiales para la construcción.....   | 164,6  | ,5                                | 18,2                      | 8,6       | 1,575                |
| 3.3 Extracción y transformación de minerales no ener-<br>géticos. Industria química..... | 100,4  | -3,2                              | 22,0                      | 41,4      | 11,390               |
| 3.4 Otras industrias intermedias.....  | 94,3   | -24,6                             | -23,6                     | -5,9      | -1,513               |

(1) De los tres tipos respecto al índice general y de sus componentes respecto de aquellas.

| PRODUCCION ENERGIA ELECTRICA TOTAL                                 |                        |                                  |                               |        |                |                        |                                  |                               |
|--|------------------------|----------------------------------|-------------------------------|--------|----------------|------------------------|----------------------------------|-------------------------------|
| Millones de Kw. h. <span style="float: right;">Ø 1980 = 100</span> |                        |                                  |                               |        |                |                        |                                  |                               |
| ANDALUCIA  |                        |                                  |                               | ESPAÑA |                |                        |                                  |                               |
| Serie original   | Serie original indicia | Serie desestacionalizada indicia | Media móvil trimestral de (3) |        | Serie original | Serie original indicia | Serie desestacionalizada indicia | Media móvil trimestral de (7) |
| (1)  | (2)                    | (3)                              | (4)                           | (*)    | (5)            | (6)                    | (7)                              | (8)                           |
| 1982 Med.  | 726.4                  | 101.8                            |                               |        | 9309           | 104.2                  |                                  |                               |
| 1983 Med.  | 698.5                  | 97.9                             |                               |        | 9523           | 106.6                  |                                  |                               |
| 1984 Med.  | 528.9                  | 74.2                             |                               |        | 9756           | 109.2                  |                                  |                               |
| 1985 Med.  | 480.3                  | 67.3                             |                               |        | 10360          | 115.9                  |                                  |                               |
| 1986 Med.  | 582.9                  | 81.7                             |                               |        | 10490          | 117.4                  |                                  |                               |
| 1987 Med.  | 556.8                  | 78.1                             |                               |        | 10828          | 121.2                  |                                  |                               |
| 1987 Ene.  | 746.2                  | 104.6                            | 88.1                          | 85.3   | 12061          | 135.0                  | 117.5                            | 116.3                         |
| Feb.   | 531.3                  | 74.5                             | 78.0                          | 78.3   | 10874          | 121.7                  | 115.2                            | 116.0                         |
| Mar.   | 460.8                  | 64.6                             | 68.8                          | 72.1   | 10795          | 120.8                  | 115.4                            | 116.7                         |
| Abr.   | 416.2                  | 58.4                             | 69.5                          | 75.8   | 9987           | 111.8                  | 119.6                            | 118.3                         |
| May.   | 610.7                  | 85.6                             | 89.0                          | 78.6   | 10231          | 114.5                  | 119.8                            | 121.0                         |
| Jun.   | 472.2                  | 66.2                             | 77.3                          | 84.4   | 10510          | 117.6                  | 123.5                            | 122.3                         |
| Jul.   | 709.1                  | 99.4                             | 86.8                          | 81.1   | 11240          | 125.8                  | 123.8                            | 124.6                         |
| Ago.   | 560.8                  | 78.6                             | 79.3                          | 82.1   | 9680           | 108.3                  | 126.5                            | 125.6                         |
| Sep.   | 584.0                  | 81.9                             | 80.2                          | 79.2   | 10781          | 120.7                  | 126.6                            | 126.1                         |
| Oct.   | 520.6                  | 73.0                             | 78.2                          | 77.2   | 10806          | 120.9                  | 125.0                            | 124.9                         |
| Nov.   | 536.1                  | 75.2                             | 73.4                          | 72.2   | 11299          | 126.5                  | 123.2                            | 123.0                         |
| Dic.   | 533.9                  | 74.9                             | 65.2                          | 68.3   | 11671          | 130.6                  | 120.8                            | 120.0                         |
| 1988 Ene.  | 563.6                  | 79.0                             | 66.3                          | 69.1   | 11906          | 133.3                  | 116.0                            | 119.7                         |
| Feb.   | 513.6                  | 72.0                             | 75.7                          | 73.3   | 11542          | 129.2                  | 122.3                            | 121.4                         |
| Mar.   | 516.7                  | 72.5                             | 77.8                          | 75.6   | 11774          | 131.8                  | 125.8                            | 125.1                         |
| Abr.   | 438.5                  | 61.5                             | 73.2                          | 69.6   | 10627          | 118.9                  | 127.3                            | 126.5                         |
| May.   | 396.6                  | 55.6                             | 57.7                          | 66.9   | 10785          | 120.7                  | 126.4                            | 125.6                         |
| Jun.   | 422.7                  | 59.3                             | 69.9                          | 60.2   | 10484          | 117.3                  | 123.1                            | 124.8                         |
| Jul.   | 435.2                  | 61.0                             | 53.0                          | 64.3   | 11371          | 127.3                  | 125.0                            | 127.0                         |
| Ago.   | 497.4                  | 69.7                             | 70.0                          | 58.1   | 10174          | 113.9                  | 132.8                            | 130.0                         |
| Sep.   | 374.0                  | 52.4                             | 51.2                          | 59.6   | 11257          | 126.0                  | 132.2                            | 131.3                         |
| Oct.   | 380.0                  | 53.3                             | 57.6                          |        | 11137          | 124.7                  | 129.0                            |                               |



## PRODUCCION DE GAS. ANDALUCIA

Millones de termias

Ø 1980 = 100

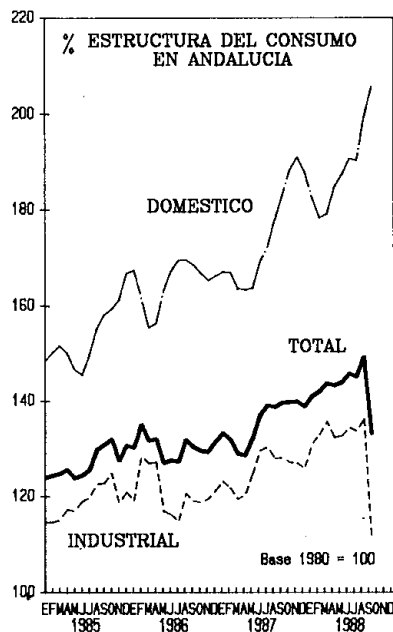
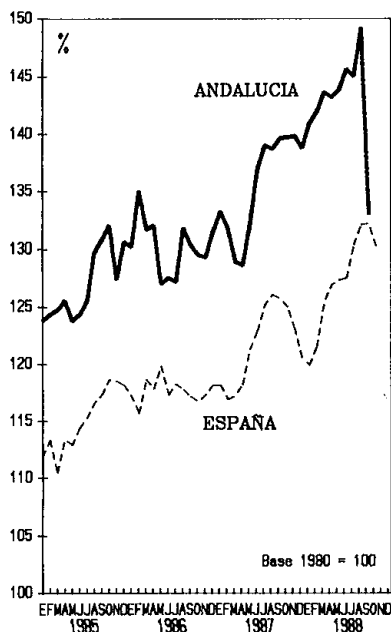
|           | Serie original | Serie original<br>indicada | Serie<br>desestacionalizada<br>indicada | Media móvil<br>trimestral de (3) |
|-----------|----------------|----------------------------|---|----------------------------------|
| (1)       | (2)            | (3)                        | (4)                                     |                                  |
| 1979 Med. | 222.1          | 98.2                       |   |                                  |
| 1980 Med. | 226.2          | 100.0                      |   |                                  |
| 1981 Med. | 220.4          | 97.4                       |   |                                  |
| 1982 Med. | 224.0          | 99.0                       |   |                                  |
| 1983 Med. | 226.2          | 100.0                      |   |                                  |
| 1984 Med. | 234.5          | 103.6                      |   |                                  |
| 1985 Med. | 237.5          | 105.1                      |   |                                  |
| 1986 Med. | 250.3          | 110.7                      |   |                                  |
| 1987 Med. | 258.2          | 114.1                      |   |                                  |
| 1986 Ene. | 313.4          | 138.5                      | 108.9                                   | 109.5                            |
| Feb.      | 275.2          | 121.7                      | 109.8                                   | 108.8                            |
| Mar.      | 269.2          | 119.0                      | 107.8                                   | 113.2                            |
| Abr.      | 292.1          | 129.1                      | 122.0                                   | 109.8                            |
| May.      | 227.0          | 100.4                      | 99.6                                    | 110.4                            |
| Jun.      | 216.9          | 95.9                       | 109.5                                   | 106.7                            |
| Jul.      | 217.1          | 93.8                       | 110.9                                   | 109.5                            |
| Ago.      | 189.9          | 83.9                       | 108.1                                   | 111.6                            |
| Sep.      | 208.8          | 92.3                       | 115.6                                   | 111.6                            |
| Oct.      | 232.4          | 102.7                      | 111.0                                   | 111.3                            |
| Nov.      | 242.6          | 107.2                      | 107.1                                   | 111.5                            |
| Dic.      | 324.2          | 143.3                      | 116.3                                   | 113.1                            |
| 1987 Ene. | 335.0          | 148.1                      | 115.9                                   | 115.0                            |
| Feb.      | 281.7          | 124.5                      | 112.8                                   | 114.2                            |
| Mar.      | 283.4          | 125.3                      | 113.9                                   | 113.5                            |
| Abr.      | 273.8          | 121.0                      | 113.7                                   | 109.8                            |
| May.      | 231.3          | 102.3                      | 101.6                                   | 110.6                            |
| Jun.      | 229.2          | 101.3                      | 116.4                                   | 110.8                            |
| Jul.      | 218.9          | 96.8                       | 114.4                                   | 114.1                            |
| Ago.      | 194.6          | 86.0                       | 111.7                                   | 114.1                            |
| Sep.      | 210.1          | 92.9                       | 116.3                                   | 114.4                            |
| Oct.      | 241.8          | 106.9                      | 115.2                                   | 116.9                            |
| Nov.      | 269.3          | 119.1                      | 119.2                                   | 117.3                            |
| Dic.      | 329.1          | 145.5                      | 117.3                                   | 115.4                            |
| 1988 Ene. | 317.7          | 140.4                      | 109.6                                   | 116.9                            |
| Feb.      | 308.3          | 136.3                      | 123.7                                   | 121.0                            |
| Mar.      | 322.3          | 142.5                      | 129.8                                   | 121.9                            |
| Abr.      | 271.1          | 119.8                      | 112.3                                   | 119.9                            |
| May.      | 267.7          | 118.3                      | 117.7                                   | 118.5                            |
| Jun.      | 246.3          | 108.9                      | 125.5                                   | 118.4                            |
| Jul.      | 214.8          | 94.9                       | 112.0                                   | 118.9                            |
| Ago.      | 206.8          | 91.4                       | 119.2                                   | 116.5                            |
| Sep.      | 214.0          | 94.6                       | 118.4                                   |                                  |

III. PRODUCCION Y ACTIVIDAD

III-10

| PRODUCCION DE PRODUCTOS PETROLIFEROS |                             |                |        |           |          |          |                     |          |                             |                |        |           |          |          |                     |          |
|--------------------------------------|-----------------------------|----------------|--------|-----------|----------|----------|---------------------|----------|-----------------------------|----------------|--------|-----------|----------|----------|---------------------|----------|
| Miles Tm.                            |                             |                |        |           |          |          |                     |          |                             |                |        |           |          |          |                     |          |
| ANDALUCIA                            |                             |                |        |           |          | ESPAÑA   |                     |          |                             |                |        |           |          |          |                     |          |
|                                      | Gases licuados del petróleo | Gasolinas auto | Naftas | Kerosenos | Gasóleos | Fuel-oil | Aceites lubricantes | Asfaltos | Gases licuados del petróleo | Gasolinas auto | Naftas | Kerosenos | Gasóleos | Fuel-oil | Aceites lubricantes | Asfaltos |
| 1978 Tot.                            | 267.7                       | 1074.0         | 53.3   | 456.8     | 2118.5   | 3450.7   | 0.5                 | 0.0      | 1019.7                      | 5493.9         | 2667.1 | 2497.1    | 10540.2  | 20808.1  | 243.7               | 0.0      |
| 1979 Tot.                            | 316.7                       | 982.4          | 52.5   | 646.9     | 2123.0   | 6306.3   | 36.5                | 0.0      | 965.2                       | 5077.4         | 2292.8 | 2145.7    | 9855.0   | 1911.4   | 217.1               | 0.0      |
| 1980 Tot.                            | 310.8                       | 1120.9         | 61.4   | 616.6     | 2040.9   | 4352.7   | 52.0                | 175.3    |                             |                |        |           |          |          |                     |          |
| 1981 Tot.                            | 214.6                       | 947.1          | 251.6  | 522.0     | 2184.9   | 4175.8   | 75.5                | 180.7    | 872.1                       | 5036.6         | 2485.9 | 2046.5    | 10227.5  | 22283.6  | 292.8               | 1278.7   |
| 1982 Tot.                            | 214.8                       | 921.0          | 303.7  | 774.0     | 1874.0   | 3055.6   | 81.6                | 253.4    | 820.5                       | 4400.5         | 2489.6 | 2454.4    | 9727.8   | 18255.1  | 294.8               | 1721.0   |
| 1983 Tot.                            | 255.5                       | 928.7          | 353.6  | 702.6     | 1729.8   | 2600.4   | 98.3                | 244.6    | 1076.1                      | 5435.4         | 2476.4 | 2331.1    | 9633.6   | 16223.9  | 327.9               | 1254.1   |
| 1984 Tot.                            | 361.5                       | 1139.7         | 418.2  | 521.1     | 2009.6   | 2749.0   | 105.2               | 156.0    | 1297.6                      | 5817.8         | 3373.7 | 2514.5    | 10583.3  | 16488.6  | 323.5               | 1258.9   |
| 1985 Tot.                            | 345.4                       | 1189.0         | 365.6  | 628.0     | 2422.8   | 1797.9   | 66.6                | 215.9    | 1465.0                      | 6683.0         | 2941.0 | 2842.0    | 11285.0  | 14222.0  | 258.0               | 1434.0   |
| 1986 Tot.                            | 418.8                       | 1279.5         | 438.1  | 911.6     | 2560.7   | 2338.6   | 62.3                | 257.6    | 1534.0                      | 7661.0         | 2988.0 | 3567.0    | 12143.0  | 15076.0  | 249.0               | 1406.0   |
| 1987 Tot.                            | 427.0                       | 1152.7         | 326.1  | 839.0     | 2353.2   | 1600.8   | 64.1                | 234.2    | 1627.0                      | 7235.0         | 2456.0 | 3597.0    | 11872.0  | 14615.0  | 291.0               | 1572.0   |
| 1987 Ene.                            | 33.5                        | 74.1           | 36.3   | 27.6      | 198.7    | 154.4    | 7.7                 | 4.2      | 139.0                       | 460.0          | 206.0  | 297.0     | 930.0    | 1069.0   | 32.0                | 75.0     |
| Feb.                                 | 36.7                        | 112.8          | 3.0    | 63.6      | 199.6    | 241.2    | 0.6                 | 5.3      | 135.0                       | 505.0          | 146.0  | 283.0     | 944.0    | 1249.0   | 19.0                | 51.0     |
| Mar.                                 | 31.1                        | 90.0           | 0.0    | 59.7      | 243.0    | 211.5    | 11.4                | 21.8     | 132.0                       | 477.0          | 207.0  | 200.0     | 1141.0   | 1353.0   | 29.0                | 127.0    |
| Abr.                                 | 35.7                        | 84.8           | 4.2    | 46.4      | 192.0    | 108.0    | 4.2                 | 23.3     | 120.0                       | 505.0          | 201.0  | 196.0     | 926.0    | 1065.0   | 13.0                | 111.0    |
| May.                                 | 34.8                        | 91.9           | 42.4   | 77.5      | 160.3    | 141.5    | 9.2                 | 20.0     | 147.0                       | 733.0          | 225.0  | 298.0     | 1054.0   | 1289.0   | 31.0                | 146.0    |
| Jun.                                 | 26.4                        | 121.9          | 17.8   | 72.8      | 184.9    | 122.3    | 2.9                 | 32.4     | 128.0                       | 731.0          | 174.0  | 244.0     | 967.0    | 1237.0   | 18.0                | 153.0    |
| Jul.                                 | 41.3                        | 71.9           | 49.9   | 63.0      | 203.4    | 80.8     | 3.7                 | 27.7     | 144.0                       | 652.0          | 188.0  | 271.0     | 1010.0   | 1083.0   | 36.0                | 201.0    |
| Ago.                                 | 35.0                        | 87.1           | 68.2   | 108.4     | 179.4    | 96.5     | 2.8                 | 30.5     | 145.0                       | 684.0          | 277.0  | 355.0     | 974.0    | 1217.0   | 16.0                | 181.0    |
| Sep.                                 | 33.6                        | 107.2          | 25.3   | 82.8      | 195.7    | 110.1    | 5.5                 | 24.2     | 133.0                       | 587.0          | 204.0  | 329.0     | 899.0    | 1171.0   | 19.0                | 183.0    |
| Oct.                                 | 35.9                        | 94.5           | 28.1   | 105.6     | 172.2    | 84.6     | 7.8                 | 25.0     | 131.0                       | 553.0          | 237.0  | 437.0     | 1038.0   | 1223.0   | 22.0                | 131.0    |
| Nov.                                 | 41.2                        | 102.7          | 26.7   | 75.3      | 165.4    | 129.7    | 4.4                 | 19.8     | 135.0                       | 652.0          | 186.0  | 335.0     | 919.0    | 1353.0   | 35.0                | 119.0    |
| Dic.                                 | 41.8                        | 113.8          | 24.1   | 56.1      | 258.6    | 120.1    | 3.9                 | 0.0      | 138.0                       | 696.0          | 205.0  | 352.0     | 1070.0   | 1306.0   | 21.0                | 94.0     |
| 1988 Ene.                            | 45.0                        | 116.4          | 61.5   | 70.2      | 223.4    | 113.8    | 5.2                 | 4.8      | 142.0                       | 636.0          | 266.0  | 380.0     | 977.0    | 1142.0   | 7.0                 | 75.0     |
| Feb.                                 | 29.3                        | 80.6           | 44.3   | 60.1      | 154.6    | 58.1     | 2.8                 | 9.9      | 116.0                       | 417.0          | 182.0  | 285.0     | 798.0    | 895.0    | 8.0                 | 50.0     |
| Mar.                                 | 38.2                        | 116.4          | 27.2   | 58.1      | 109.8    | 120.5    | 12.4                | 27.4     | 140.0                       | 658.0          | 212.0  | 286.0     | 1011.0   | 1188.0   | 14.0                | 105.0    |
| Abr.                                 | 42.5                        | 114.8          | 54.1   | 121.5     | 179.4    | 389.7    | 3.1                 | 27.8     | 129.0                       | 660.0          | 203.0  | 314.0     | 1082.0   | 1366.0   | 3.0                 | 136.0    |
| May.                                 | 48.0                        | 162.3          | 42.6   | 108.5     | 202.4    | 171.8    | 6.4                 | 30.1     | 134.0                       | 507.0          | 172.0  | 340.0     | 1040.0   | 1062.0   | 7.0                 | 178.0    |
| Jun.                                 | 37.8                        | 142.8          | 19.7   | 108.0     | 201.5    | 189.5    | 3.6                 | 13.2     |                             |                |        |           |          |          |                     |          |
| Jul.                                 | 36.2                        | 139.4          | 51.6   | 114.1     | 158.9    | 156.4    | 5.2                 | 52.0     |                             |                |        |           |          |          |                     |          |
| Ago.                                 | 34.7                        | 171.1          | 38.3   | 81.9      | 221.0    | 179.5    | 5.2                 | 40.0     |                             |                |        |           |          |          |                     |          |
| Sep.                                 | 30.9                        | 114.9          | 27.8   | 133.8     | 205.6    | 212.2    | 6.7                 | 27.4     |                             |                |        |           |          |          |                     |          |
| Oct.                                 | 38.8                        | 134.7          | 13.1   | 91.1      | 218.0    | 207.4    | 5.6                 | 26.2     |                             |                |        |           |          |          |                     |          |
| Nov.                                 | 36.2                        | 104.5          | 11.9   | 43.6      | 216.4    | 172.1    | 5.7                 | 23.8     |                             |                |        |           |          |          |                     |          |

| CONSUMO DE ENERGIA ELECTRICA                                       |                         |                                   |                               |        |                |                         |                                   |                               |
|--|-------------------------|-----------------------------------|-------------------------------|--------|----------------|-------------------------|-----------------------------------|-------------------------------|
| ANDALUCIA  |                         |                                   |                               | ESPAÑA |                |                         |                                   |                               |
| Millones de Kw. h. <span style="float: right;">ø 1980 = 100</span> |                         |                                   |                               |        |                |                         |                                   |                               |
| Serie original   | Serie original iniciada | Serie desestacionalizada iniciada | Media móvil trimestral de (3) |        | Serie original | Serie original iniciada | Serie desestacionalizada iniciada | Media móvil trimestral de (7) |
| (1)  | (2)                     | (3)                               | (4)                           | (*)    | (5)            | (6)                     | (7)                               | (8)                           |
| 1979 Med.  | 760.7                   | 94.2                              |                               |        | 7700.7         | 96.7                    |                                   |                               |
| 1980 Med.  | 807.5                   | 100.0                             |                               |        | 7966.3         | 100.0                   |                                   |                               |
| 1981 Med.  | 854.7                   | 106.0                             |                               |        | 7988.6         | 100.3                   |                                   |                               |
| 1982 Med.  | 848.7                   | 105.0                             |                               |        | 8174.0         | 102.6                   |                                   |                               |
| 1983 Med.  | 916.4                   | 113.5                             |                               |        | 8506.9         | 106.8                   |                                   |                               |
| 1984 Med.  | 972.9                   | 120.5                             |                               |        | 8924.8         | 112.0                   |                                   |                               |
| 1985 Med.  | 1020.3                  | 126.3                             |                               |        | 9191.8         | 115.4                   |                                   |                               |
| 1986 Med.  | 1056.1                  | 130.8                             |                               |        | 9365.6         | 117.6                   |                                   |                               |
| 1987 Med.  | 1094.5                  | 135.6                             |                               |        | 9690.8         | 121.6                   |                                   |                               |
| 1987 Ene.  | 1070.8                  | 132.6                             | 133.6                         | 133.2  | 10914.0        | 137.0                   | 119.0                             | 118.1                         |
| Feb.   | 1136.1                  | 140.7                             | 134.1                         | 131.8  | 9825.0         | 123.3                   | 116.6                             | 116.9                         |
| Mar.   | 1099.7                  | 136.2                             | 127.7                         | 128.9  | 9626.0         | 120.8                   | 115.0                             | 117.2                         |
| Abr.   | 998.2                   | 123.6                             | 124.9                         | 128.6  | 9018.0         | 113.2                   | 120.1                             | 118.2                         |
| May.   | 1068.8                  | 132.4                             | 133.3                         | 132.2  | 9211.0         | 115.6                   | 119.5                             | 121.3                         |
| Jun.   | 1065.7                  | 132.0                             | 138.6                         | 137.0  | 9300.0         | 116.7                   | 124.3                             | 122.9                         |
| Jul.   | 1124.6                  | 139.3                             | 139.1                         | 139.0  | 10024.0        | 125.8                   | 124.8                             | 125.2                         |
| Ago.   | 1114.2                  | 138.0                             | 139.3                         | 138.7  | 8462.0         | 106.2                   | 126.5                             | 126.0                         |
| Sep.   | 1166.0                  | 144.4                             | 137.6                         | 139.6  | 9675.0         | 121.4                   | 126.7                             | 125.7                         |
| Oct.   | 1153.8                  | 142.9                             | 141.8                         | 139.7  | 9673.0         | 121.4                   | 123.9                             | 125.0                         |
| Nov.   | 1093.8                  | 135.5                             | 139.7                         | 139.8  | 10154.0        | 127.5                   | 124.4                             | 123.1                         |
| Dic.   | 1042.5                  | 129.1                             | 137.9                         | 138.8  | 10408.0        | 130.6                   | 121.1                             | 120.5                         |
| 1988 Ene.  | 1113.7                  | 137.9                             | 138.9                         | 140.9  | 10639.0        | 133.5                   | 116.0                             | 119.9                         |
| Feb.   | 1238.3                  | 153.3                             | 146.0                         | 141.9  | 10326.0        | 129.6                   | 122.6                             | 121.5                         |
| Mar.   | 1212.5                  | 150.2                             | 140.8                         | 143.6  | 10556.0        | 132.5                   | 126.0                             | 125.4                         |
| Abr.   | 1150.4                  | 142.5                             | 144.1                         | 143.2  | 9581.0         | 120.3                   | 127.7                             | 126.9                         |
| May.   | 1159.4                  | 143.6                             | 144.6                         | 143.8  | 9772.0         | 22.7                    | 127.0                             | 127.3                         |
| Jun.   | 1094.9                  | 135.6                             | 142.6                         | 145.6  | 9501.0         | 119.3                   | 127.1                             | 127.5                         |
| Jul.   | 1208.1                  | 149.3                             | 149.5                         | 145.0  | 10315.0        | 129.5                   | 128.4                             | 130.4                         |
| Ago.   | 1144.2                  | 141.7                             | 143.0                         | 149.2  | 9078.0         | 114.0                   | 135.7                             | 132.1                         |
| Sep.   | 1315.2                  | 162.9                             | 155.0                         | 133.0  | 10118.0        | 127.0                   | 132.4                             | 132.2                         |
| Oct.   | 819.6                   | 101.5                             | 100.9                         |        | 10021.0        | 125.8                   | 128.4                             | 130.2                         |
| Nov.   |                         |                                   |                               |        | 10610.0        | 133.2                   | 129.9                             | 130.8                         |
| Dic.   |                         |                                   |                               |        | 11501.0        | 144.4                   | 134.0                             |                               |



III. PRODUCCION Y ACTIVIDAD

III-12

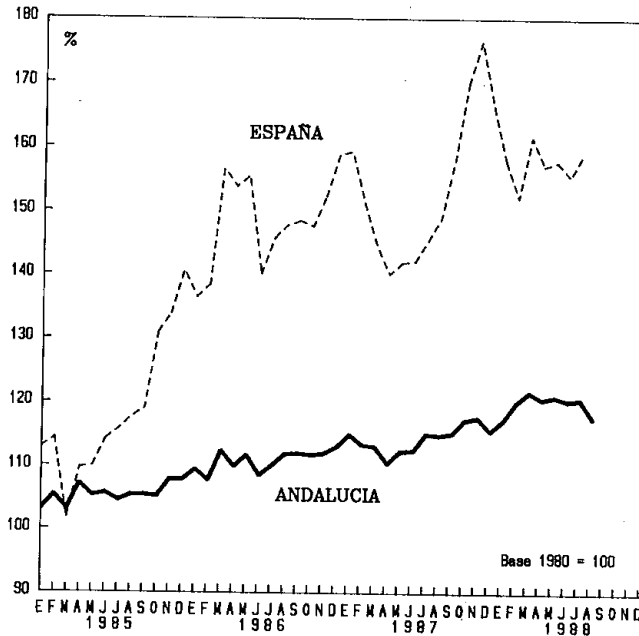
CONSUMO DE ENERGIA ELECTRICA. ANDALUCIA

Millones de KW. h.

ø 1980 = 100

|           | USO DOMESTICO |       |       |       |       | USO INDUSTRIAL |       |       |       |       | ALUMBRADO NO DOMESTICO |       |       |       |       |       |       |       |       |       |       |       |       |       |       |
|-----------|---------------|-------|-------|-------|-------|----------------|-------|-------|-------|-------|------------------------|-------|-------|-------|-------|-------|-------|-------|-------|-------|-------|-------|-------|-------|-------|
|           | (1)           | (2)   | (3)   | (4)   | (5)   | (6)            | (7)   | (8)   | (9)   | (10)  | (11)                   | (12)  | (1)   | (2)   | (3)   | (4)   | (5)   | (6)   | (7)   | (8)   | (9)   | (10)  | (11)  | (12)  |       |
| 1979 Med. | 180.7         | 93.7  | 519.8 | 94.3  | 60.2  | 60.2           | 60.2  | 60.2  | 60.2  | 60.2  | 60.2                   | 60.2  | 60.2  | 60.2  | 60.2  | 60.2  | 60.2  | 60.2  | 60.2  | 60.2  | 60.2  | 60.2  | 60.2  | 60.2  | 60.2  |
| 1980 Med. | 192.7         | 100.0 | 551.1 | 100.0 | 63.7  | 100.0          | 63.7  | 100.0 | 63.7  | 100.0 | 63.7                   | 100.0 | 63.7  | 100.0 | 63.7  | 100.0 | 63.7  | 100.0 | 63.7  | 100.0 | 63.7  | 100.0 | 63.7  | 100.0 | 63.7  |
| 1981 Med. | 202.9         | 105.2 | 586.0 | 106.3 | 65.9  | 103.4          | 65.9  | 103.4 | 65.9  | 103.4 | 65.9                   | 103.4 | 65.9  | 103.4 | 65.9  | 103.4 | 65.9  | 103.4 | 65.9  | 103.4 | 65.9  | 103.4 | 65.9  | 103.4 | 65.9  |
| 1982 Med. | 204.3         | 106.0 | 574.6 | 104.3 | 69.8  | 109.6          | 69.8  | 109.6 | 69.8  | 109.6 | 69.8                   | 109.6 | 69.8  | 109.6 | 69.8  | 109.6 | 69.8  | 109.6 | 69.8  | 109.6 | 69.8  | 109.6 | 69.8  | 109.6 | 69.8  |
| 1983 Med. | 224.9         | 116.7 | 613.1 | 111.3 | 78.3  | 123.0          | 78.3  | 123.0 | 78.3  | 123.0 | 78.3                   | 123.0 | 78.3  | 123.0 | 78.3  | 123.0 | 78.3  | 123.0 | 78.3  | 123.0 | 78.3  | 123.0 | 78.3  | 123.0 | 78.3  |
| 1984 Med. | 274.1         | 142.2 | 626.8 | 113.7 | 74.3  | 116.6          | 74.3  | 116.6 | 74.3  | 116.6 | 74.3                   | 116.6 | 74.3  | 116.6 | 74.3  | 116.6 | 74.3  | 116.6 | 74.3  | 116.6 | 74.3  | 116.6 | 74.3  | 116.6 | 74.3  |
| 1985 Med. | 295.2         | 153.2 | 652.6 | 118.4 | 72.4  | 113.7          | 72.4  | 113.7 | 72.4  | 113.7 | 72.4                   | 113.7 | 72.4  | 113.7 | 72.4  | 113.7 | 72.4  | 113.7 | 72.4  | 113.7 | 72.4  | 113.7 | 72.4  | 113.7 | 72.4  |
| 1986 Med. | 316.9         | 164.4 | 668.4 | 145.6 | 70.8  | 111.2          | 70.8  | 111.2 | 70.8  | 111.2 | 70.8                   | 111.2 | 70.8  | 111.2 | 70.8  | 111.2 | 70.8  | 111.2 | 70.8  | 111.2 | 70.8  | 111.2 | 70.8  | 111.2 | 70.8  |
| 1987 Med. | 335.4         | 174.0 | 691.1 | 125.4 | 68.0  | 106.7          | 68.0  | 106.7 | 68.0  | 106.7 | 68.0                   | 106.7 | 68.0  | 106.7 | 68.0  | 106.7 | 68.0  | 106.7 | 68.0  | 106.7 | 68.0  | 106.7 | 68.0  | 106.7 | 68.0  |
| 1987 Ene. | 349.8         | 181.5 | 634.6 | 115.2 | 121.6 | 121.6          | 121.6 | 121.6 | 121.6 | 121.6 | 121.6                  | 121.6 | 121.6 | 121.6 | 121.6 | 121.6 | 121.6 | 121.6 | 121.6 | 121.6 | 121.6 | 121.6 | 121.6 | 121.6 | 121.6 |
| 1987 Feb. | 407.1         | 211.2 | 644.6 | 117.0 | 124.4 | 124.4          | 124.4 | 124.4 | 124.4 | 124.4 | 124.4                  | 124.4 | 124.4 | 124.4 | 124.4 | 124.4 | 124.4 | 124.4 | 124.4 | 124.4 | 124.4 | 124.4 | 124.4 | 124.4 | 124.4 |
| 1987 Mar. | 393.0         | 203.9 | 635.6 | 115.3 | 119.1 | 119.1          | 119.1 | 119.1 | 119.1 | 119.1 | 119.1                  | 119.1 | 119.1 | 119.1 | 119.1 | 119.1 | 119.1 | 119.1 | 119.1 | 119.1 | 119.1 | 119.1 | 119.1 | 119.1 | 119.1 |
| 1987 Abr. | 331.2         | 171.9 | 598.4 | 108.6 | 114.9 | 114.9          | 114.9 | 114.9 | 114.9 | 114.9 | 114.9                  | 114.9 | 114.9 | 114.9 | 114.9 | 114.9 | 114.9 | 114.9 | 114.9 | 114.9 | 114.9 | 114.9 | 114.9 | 114.9 | 114.9 |
| 1987 May. | 311.9         | 161.8 | 570.4 | 107.4 | 127.1 | 127.1          | 127.1 | 127.1 | 127.1 | 127.1 | 127.1                  | 127.1 | 127.1 | 127.1 | 127.1 | 127.1 | 127.1 | 127.1 | 127.1 | 127.1 | 127.1 | 127.1 | 127.1 | 127.1 | 127.1 |
| 1987 Jun. | 286.0         | 148.4 | 530.3 | 103.3 | 132.1 | 132.1          | 132.1 | 132.1 | 132.1 | 132.1 | 132.1                  | 132.1 | 132.1 | 132.1 | 132.1 | 132.1 | 132.1 | 132.1 | 132.1 | 132.1 | 132.1 | 132.1 | 132.1 | 132.1 | 132.1 |
| 1987 Jul. | 297.9         | 154.5 | 538.5 | 108.5 | 129.6 | 129.6          | 129.6 | 129.6 | 129.6 | 129.6 | 129.6                  | 129.6 | 129.6 | 129.6 | 129.6 | 129.6 | 129.6 | 129.6 | 129.6 | 129.6 | 129.6 | 129.6 | 129.6 | 129.6 | 129.6 |
| 1987 Ago. | 316.9         | 164.4 | 533.8 | 129.4 | 129.4 | 129.4          | 129.4 | 129.4 | 129.4 | 129.4 | 129.4                  | 129.4 | 129.4 | 129.4 | 129.4 | 129.4 | 129.4 | 129.4 | 129.4 | 129.4 | 129.4 | 129.4 | 129.4 | 129.4 | 129.4 |
| 1987 Sep. | 338.4         | 175.6 | 538.0 | 138.0 | 124.9 | 124.9          | 124.9 | 124.9 | 124.9 | 124.9 | 124.9                  | 124.9 | 124.9 | 124.9 | 124.9 | 124.9 | 124.9 | 124.9 | 124.9 | 124.9 | 124.9 | 124.9 | 124.9 | 124.9 | 124.9 |
| 1987 Oct. | 347.1         | 180.1 | 534.5 | 134.5 | 130.1 | 130.1          | 130.1 | 130.1 | 130.1 | 130.1 | 130.1                  | 130.1 | 130.1 | 130.1 | 130.1 | 130.1 | 130.1 | 130.1 | 130.1 | 130.1 | 130.1 | 130.1 | 130.1 | 130.1 | 130.1 |
| 1987 Nov. | 329.9         | 171.2 | 526.0 | 126.0 | 126.2 | 126.2          | 126.2 | 126.2 | 126.2 | 126.2 | 126.2                  | 126.2 | 126.2 | 126.2 | 126.2 | 126.2 | 126.2 | 126.2 | 126.2 | 126.2 | 126.2 | 126.2 | 126.2 | 126.2 | 126.2 |
| 1987 Dic. | 315.2         | 163.5 | 519.9 | 119.9 | 124.5 | 124.5          | 124.5 | 124.5 | 124.5 | 124.5 | 124.5                  | 124.5 | 124.5 | 124.5 | 124.5 | 124.5 | 124.5 | 124.5 | 124.5 | 124.5 | 124.5 | 124.5 | 124.5 | 124.5 | 124.5 |
| 1988 Ene. | 375.6         | 194.9 | 661.8 | 120.1 | 126.7 | 126.7          | 126.7 | 126.7 | 126.7 | 126.7 | 126.7                  | 126.7 | 126.7 | 126.7 | 126.7 | 126.7 | 126.7 | 126.7 | 126.7 | 126.7 | 126.7 | 126.7 | 126.7 | 126.7 | 126.7 |
| 1988 Feb. | 427.2         | 221.7 | 733.4 | 133.1 | 141.6 | 141.6          | 141.6 | 141.6 | 141.6 | 141.6 | 141.6                  | 141.6 | 141.6 | 141.6 | 141.6 | 141.6 | 141.6 | 141.6 | 141.6 | 141.6 | 141.6 | 141.6 | 141.6 | 141.6 | 141.6 |
| 1988 Mar. | 426.2         | 221.1 | 696.8 | 126.5 | 130.7 | 130.7          | 130.7 | 130.7 | 130.7 | 130.7 | 130.7                  | 130.7 | 130.7 | 130.7 | 130.7 | 130.7 | 130.7 | 130.7 | 130.7 | 130.7 | 130.7 | 130.7 | 130.7 | 130.7 | 130.7 |
| 1988 Abr. | 382.5         | 198.4 | 699.6 | 127.0 | 134.4 | 134.4          | 134.4 | 134.4 | 134.4 | 134.4 | 134.4                  | 134.4 | 134.4 | 134.4 | 134.4 | 134.4 | 134.4 | 134.4 | 134.4 | 134.4 | 134.4 | 134.4 | 134.4 | 134.4 | 134.4 |
| 1988 May. | 358.7         | 186.1 | 734.4 | 133.3 | 131.7 | 131.7          | 131.7 | 131.7 | 131.7 | 131.7 | 131.7                  | 131.7 | 131.7 | 131.7 | 131.7 | 131.7 | 131.7 | 131.7 | 131.7 | 131.7 | 131.7 | 131.7 | 131.7 | 131.7 | 131.7 |
| 1988 Jun. | 320.7         | 166.4 | 715.6 | 129.9 | 132.1 | 132.1          | 132.1 | 132.1 | 132.1 | 132.1 | 132.1                  | 132.1 | 132.1 | 132.1 | 132.1 | 132.1 | 132.1 | 132.1 | 132.1 | 132.1 | 132.1 | 132.1 | 132.1 | 132.1 | 132.1 |
| 1988 Jul. | 328.4         | 170.4 | 819.3 | 148.7 | 139.1 | 139.1          | 139.1 | 139.1 | 139.1 | 139.1 | 139.1                  | 139.1 | 139.1 | 139.1 | 139.1 | 139.1 | 139.1 | 139.1 | 139.1 | 139.1 | 139.1 | 139.1 | 139.1 | 139.1 | 139.1 |
| 1988 Ago. | 345.6         | 179.3 | 739.6 | 134.2 | 129.7 | 129.7          | 129.7 | 129.7 | 129.7 | 129.7 | 129.7                  | 129.7 | 129.7 | 129.7 | 129.7 | 129.7 | 129.7 | 129.7 | 129.7 | 129.7 | 129.7 | 129.7 | 129.7 | 129.7 | 129.7 |
| 1988 Sep. | 395.7         | 205.3 | 850.9 | 154.4 | 139.6 | 139.6          | 139.6 | 139.6 | 139.6 | 139.6 | 139.6                  | 139.6 | 139.6 | 139.6 | 139.6 | 139.6 | 139.6 | 139.6 | 139.6 | 139.6 | 139.6 | 139.6 | 139.6 | 139.6 | 139.6 |
| 1988 Oct. | 387.0         | 200.8 | 866.0 | 166.4 | 64.4  | 64.4           | 64.4  | 64.4  | 64.4  | 64.4  | 64.4                   | 64.4  | 64.4  | 64.4  | 64.4  | 64.4  | 64.4  | 64.4  | 64.4  | 64.4  | 64.4  | 64.4  | 64.4  | 64.4  | 64.4  |

| CONSUMO DE GAS  |                         |                                   |                               |        |                |                         |                                   |                               |
|---|-------------------------|-----------------------------------|-------------------------------|--------|----------------|-------------------------|-----------------------------------|-------------------------------|
| Millones de termias <span style="float: right;">Ø 1980 = 100</span> |                         |                                   |                               |        |                |                         |                                   |                               |
| ANDALUCIA   |                         |                                   |                               | ESPAÑA |                |                         |                                   |                               |
| Serie original  | Serie original indicada | Serie desestacionalizada indicada | Media móvil trimestral de (3) |        | Serie original | Serie original indicada | Serie desestacionalizada indicada | Media móvil trimestral de (7) |
| (1)   | (2)                     | (3)                               | (4)                           | (*)    | (5)            | (6)                     | (7)                               | (8)                           |
| 1982 Med.   | 223.4                   | 99.6                              |                               |        | 418.3          | 96.6                    |                                   |                               |
| 1983 Med.   | 224.8                   | 100.2                             |                               |        | 434.7          | 101.4                   |                                   |                               |
| 1984 Med.   | 232.4                   | 103.6                             |                               |        | 485.5          | 113.3                   |                                   |                               |
| 1985 Med.   | 238.2                   | 106.1                             |                               |        | 510.9          | 192.2                   |                                   |                               |
| 1986 Med.   | 248.5                   | 110.7                             |                               |        | 632.0          | 147.5                   |                                   |                               |
| 1987 Med.   | 257.0                   | 114.7                             |                               |        | 670.4          | 156.4                   |                                   |                               |
| 1987 Ene.   | 327.9                   | 146.1                             | 115.3                         | 114.9  | 1361.7         | 317.7                   | 167.3                             | 159.3                         |
| Feb.  | 285.5                   | 127.2                             | 113.5                         | 113.3  | 1064.9         | 248.5                   | 150.0                             | 151.2                         |
| Mar.  | 283.5                   | 126.3                             | 111.0                         | 113.0  | 832.2          | 194.2                   | 136.4                             | 144.5                         |
| Abr.  | 276.7                   | 123.3                             | 114.5                         | 110.4  | 603.9          | 140.9                   | 147.0                             | 140.1                         |
| May.  | 231.4                   | 103.1                             | 105.7                         | 112.3  | 495.2          | 115.5                   | 137.0                             | 141.9                         |
| Jun.  | 232.4                   | 103.6                             | 116.9                         | 112.4  | 374.6          | 87.4                    | 141.7                             | 142.1                         |
| Jul.  | 220.8                   | 98.3                              | 114.8                         | 115.0  | 303.7          | 70.9                    | 147.7                             | 145.4                         |
| Ago.  | 197.4                   | 88.0                              | 113.3                         | 114.8  | 238.5          | 55.6                    | 146.7                             | 148.9                         |
| Sep.  | 207.5                   | 92.5                              | 116.5                         | 115.1  | 340.0          | 79.4                    | 152.3                             | 157.9                         |
| Oct.  | 236.3                   | 105.3                             | 115.6                         | 117.2  | 512.6          | 119.6                   | 174.5                             | 170.0                         |
| Nov.  | 260.9                   | 118.3                             | 119.4                         | 117.6  | 834.1          | 194.6                   | 183.1                             | 176.5                         |
| Dic.  | 324.2                   | 144.5                             | 117.7                         | 115.5  | 1083.4         | 252.8                   | 171.8                             | 166.4                         |
| 1988 Ene.   | 311.8                   | 139.0                             | 109.3                         | 117.2  | 1172.1         | 273.5                   | 143.0                             | 157.8                         |
| Feb.  | 313.5                   | 139.7                             | 124.7                         | 120.0  | 1127.6         | 263.1                   | 158.6                             | 152.1                         |
| Mar.  | 320.6                   | 142.9                             | 125.9                         | 121.6  | 941.5          | 219.7                   | 154.6                             | 161.6                         |
| Abr.  | 276.3                   | 123.1                             | 114.1                         | 120.5  | 703.8          | 164.2                   | 171.6                             | 157.1                         |
| May.  | 265.3                   | 118.2                             | 121.5                         | 120.9  | 524.2          | 122.3                   | 145.1                             | 157.7                         |
| Jun.  | 252.4                   | 112.5                             | 127.1                         | 120.3  | 413.1          | 96.4                    | 156.5                             | 155.4                         |
| Jul.  | 216.1                   | 96.3                              | 112.2                         | 120.5  | 337.5          | 78.7                    | 164.7                             | 159.0                         |
| Ago.  | 212.4                   | 94.6                              | 122.1                         | 117.5  | 253.0          | 59.0                    | 155.8                             |                               |
| Sep.  | 210.1                   | 93.6                              | 118.1                         |        |                |                         |                                   |                               |



**VENTA DE PRODUCTOS PETROLIFEROS  
ANDALUCIA**

Miles Tm.

|           | Gasolina auto | Gasoleo A | Gasoleo B | Gasoleo C | Fueloleos | Naftas | Otros | Total  |
|-----------|---------------|-----------|-----------|-----------|-----------|--------|-------|--------|
| 1979 Tot. | 721.1         | 625.5     | 632.8     | 256.3     | 3241.6    | 188.2  | 83.0  | 5748.5 |
| 1980 Tot. | 717.7         | 656.2     | 592.8     | 199.8     | 3467.6    | 271.3  | 74.2  | 5979.8 |
| 1981 Tot. | 719.7         | 661.9     | 253.3     | 83.4      | 3315.8    | 308.7  | 405.2 | 5748.0 |
| 1982 Tot. | 748.6         | 697.4     | 492.2     | 128.9     | 2421.5    | 207.2  | 97.8  | 4793.6 |
| 1983 Tot. | 755.3         | 713.0     | 484.2     | 126.7     | 2253.8    | 230.3  | 98.0  | 4661.3 |
| 1984 Tot. | 773.5         | 751.4     | 486.8     | 141.8     | 1730.6    | 310.3  | 82.8  | 4277.2 |
| 1985 Tot. | 838.9         | 782.9     | 506.5     | 137.6     | 1105.2    | 252.4  | 84.2  | 3707.7 |
| 1986 Tot. | 871.7         | 847.6     | 423.1     | 139.1     | 853.1     | 119.3  | 175.6 | 3429.5 |
| 1987 Tot. | 953.9         | 932.3     | 415.0     | 236.6     | 851.0     | 111.4  | 118.1 | 3618.3 |
| 1986 Ene. | 65.0          | 62.6      | 30.9      | 18.3      | 75.5      | 19.7   | 2.8   | 274.7  |
| Feb.      | 55.2          | 57.3      | 21.1      | 17.2      | 49.9      | 29.2   | 2.5   | 232.4  |
| Mar.      | 71.6          | 65.7      | 32.5      | 13.1      | 59.7      | 28.6   | 17.5  | 288.8  |
| Abr.      | 70.3          | 73.0      | 40.4      | 12.8      | 62.3      | 9.4    | 11.3  | 279.5  |
| May.      | 70.2          | 69.5      | 34.5      | 7.1       | 65.3      | 5.8    | 8.8   | 261.1  |
| Jun.      | 68.3          | 72.3      | 41.8      | 7.1       | 80.7      | 3.5    | 26.2  | 300.0  |
| Jul.      | 83.5          | 79.3      | 42.0      | 7.5       | 111.5     | 1.4    | 37.4  | 362.6  |
| Ago.      | 87.1          | 70.4      | 33.1      | 6.3       | 61.0      | 1.1    | 9.5   | 268.5  |
| Sep.      | 77.8          | 74.4      | 38.2      | 7.6       | 62.0      | 3.1    | 32.0  | 295.1  |
| Oct.      | 75.8          | 79.4      | 39.3      | 10.6      | 52.4      | 6.4    | 2.8   | 266.8  |
| Nov.      | 66.0          | 68.9      | 36.5      | 12.9      | 81.9      | 4.5    | 21.7  | 292.5  |
| Dic.      | 81.0          | 74.8      | 32.8      | 18.4      | 90.9      | 6.6    | 3.0   | 307.5  |
| 1987 Ene. | 69.2          | 64.1      | 25.0      | 21.3      | 87.6      | 8.5    | 5.0   | 280.7  |
| Feb.      | 65.6          | 66.2      | 21.0      | 17.2      | 57.9      | 16.2   | 5.4   | 249.5  |
| Mar.      | 76.5          | 76.0      | 41.6      | 13.0      | 53.7      | 16.8   | 9.1   | 286.8  |
| Abr.      | 81.6          | 77.7      | 32.7      | 11.1      | 56.9      | 2.4    | 12.4  | 274.8  |
| May.      | 73.4          | 77.9      | 38.8      | 8.9       | 74.9      | 20.8   | 1.7   | 296.4  |
| Jun.      | 79.5          | 82.9      | 42.8      | 9.2       | 76.5      | 4.9    | 7.3   | 303.1  |
| Jul.      | 92.9          | 89.9      | 38.8      | 9.0       | 82.5      | 1.5    | 10.8  | 325.4  |
| Ago.      | 95.5          | 78.2      | 34.8      | 7.5       | 87.5      | 5.9    | 4.7   | 314.0  |
| Sep.      | 80.4          | 79.9      | 38.8      | 94.0      | 60.3      | 5.7    | 22.1  | 381.3  |
| Oct.      | 80.3          | 82.1      | 35.4      | 11.9      | 67.9      | 23.3   | 4.7   | 305.6  |
| Nov.      | 75.4          | 80.5      | 40.5      | 14.4      | 56.9      | 2.3    | 4.4   | 274.4  |
| Dic.      | 83.6          | 76.9      | 24.8      | 19.2      | 88.2      | 3.0    | 30.5  | 326.2  |
| 1988 Ene. | 73.0          | 73.8      | 13.3      | 18.6      | 59.3      | 3.0    | 9.1   | 250.1  |
| Feb.      | 75.1          | 88.0      | 23.8      | 19.5      | 63.9      | 5.1    | 4.6   | 280.0  |
| Mar.      | 87.0          | 102.6     | 33.1      | 17.1      | 65.6      | 9.6    | 5.2   | 320.2  |
| Abr.      | 85.9          | 96.4      | 24.9      | 10.5      | 54.1      | 9.3    | 5.4   | 286.4  |
| May.      | 79.9          | 98.6      | 24.6      | 10.4      | 69.1      | 13.1   | 11.8  | 307.4  |
| Jun.      | 83.3          | 101.2     | 26.9      | 10.5      | 89.9      | 6.3    | 5.7   | 323.8  |
| Jul.      | 92.2          | 89.6      | 38.7      | 8.9       | 82.5      | 1.5    | 10.8  | 324.1  |
| Ago.      | 108.2         | 105.1     | 25.1      | 8.8       | 90.9      | 1.1    | 9.1   | 348.2  |
| Sep.      | 89.7          | 104.8     | 28.5      | 10.0      | 79.2      | 0.0    | 5.6   | 317.8  |
| Oct.      | 86.6          | 102.7     | 22.4      | 12.8      | 105.8     | 2.0    | 5.9   | 338.1  |

**VENTA DE PRODUCTOS PETROLIFEROS  
E S P A Ñ A**

Miles Tm.

|           | Gasolina auto | Gasoleo A | Gasoleo B | Gasoleo C | Fueloleos | Naftas | Otros  | Total   |
|-----------|---------------|-----------|-----------|-----------|-----------|--------|--------|---------|
| 1979 Tot. | 5497.2        | 4313.1    | 3491.5    | 2199.5    | 17947.9   | 766.9  | 1530.9 | 35747.0 |
| 1980 Tot. | 5407.7        | 4485.5    | 3254.6    | 2049.6    | 19669.6   | 836.2  | 1370.3 | 37073.6 |
| 1981 Tot. | 5370.0        | 4542.1    | 1428.2    | 1158.0    | 17566.2   | 840.5  | 3198.2 | 34103.3 |
| 1982 Tot. | 5517.5        | 4760.9    | 2900.9    | 1798.1    | 13439.7   | 646.6  | 928.2  | 29991.9 |
| 1983 Tot. | 5465.3        | 4898.1    | 2903.7    | 1849.2    | 11751.2   | 633.5  | 833.5  | 28334.4 |
| 1984 Tot. | 5521.5        | 5117.4    | 2863.9    | 1956.0    | 8370.2    | 806.4  | 786.2  | 25421.5 |
| 1985 Tot. | 5935.1        | 5371.9    | 3005.5    | 1949.2    | 6693.2    | 628.0  | 847.7  | 24430.7 |
| 1986 Tot. | 6073.1        | 5781.4    | 2469.7    | 2116.1    | 5496.6    | 430.8  | 837.3  | 23205.1 |
| 1987 Tot. | 6508.8        | 6271.7    | 2318.1    | 2316.3    | 5657.9    | 418.4  | 509.2  | 24000.4 |
| 1986 Ene. | 435.5         | 441.9     | 193.6     | 300.4     | 493.8     | 62.4   | 30.1   | 1957.7  |
| Feb.      | 391.8         | 422.9     | 155.7     | 283.1     | 458.7     | 68.1   | 39.1   | 1819.5  |
| Mar.      | 494.6         | 451.5     | 196.9     | 221.4     | 425.1     | 60.9   | 106.9  | 1957.4  |
| Abr.      | 481.3         | 499.5     | 211.1     | 213.5     | 506.8     | 33.8   | 78.6   | 2024.6  |
| May.      | 497.1         | 478.4     | 196.8     | 94.3      | 411.1     | 27.5   | 68.2   | 1773.4  |
| Jun.      | 486.3         | 486.2     | 218.8     | 72.7      | 438.4     | 24.0   | 90.6   | 1817.0  |
| Jul.      | 608.2         | 532.8     | 241.0     | 70.9      | 458.4     | 14.1   | 94.5   | 2019.9  |
| Ago.      | 618.8         | 450.1     | 181.1     | 50.8      | 330.3     | 21.7   | 59.7   | 1712.4  |
| Sep.      | 531.9         | 491.4     | 200.5     | 84.9      | 430.4     | 18.6   | 85.5   | 1843.1  |
| Oct.      | 526.7         | 538.8     | 236.6     | 151.3     | 470.7     | 29.5   | 58.4   | 2011.9  |
| Nov.      | 455.3         | 479.7     | 231.4     | 235.7     | 485.4     | 30.2   | 74.4   | 1992.0  |
| Dic.      | 545.6         | 508.1     | 206.3     | 337.2     | 587.7     | 40.0   | 51.3   | 2276.2  |
| 1987 Ene. | 456.7         | 445.3     | 165.9     | 377.8     | 584.0     | 44.4   | 38.1   | 2112.1  |
| Feb.      | 437.9         | 462.5     | 142.2     | 310.5     | 515.6     | 55.1   | 39.2   | 1963.0  |
| Mar.      | 506.5         | 517.6     | 216.5     | 233.3     | 461.5     | 56.3   | 42.5   | 2034.3  |
| Abr.      | 558.1         | 519.9     | 187.6     | 175.9     | 432.1     | 30.7   | 42.9   | 1947.3  |
| May.      | 509.4         | 525.2     | 199.8     | 92.4      | 410.6     | 45.2   | 28.4   | 1810.9  |
| Jun.      | 555.2         | 545.1     | 218.2     | 87.0      | 533.9     | 20.3   | 41.9   | 2001.7  |
| Jul.      | 650.7         | 592.6     | 224.9     | 85.1      | 477.9     | 15.2   | 46.0   | 2092.5  |
| Ago.      | 663.3         | 491.0     | 181.9     | 68.4      | 355.6     | 19.6   | 35.5   | 1815.3  |
| Sep.      | 555.9         | 529.6     | 194.4     | 94.8      | 433.4     | 21.3   | 55.9   | 1885.3  |
| Oct.      | 550.7         | 557.3     | 207.1     | 185.6     | 472.1     | 42.3   | 39.2   | 2054.3  |
| Nov.      | 501.9         | 547.1     | 215.7     | 252.4     | 469.4     | 25.3   | 36.1   | 2047.8  |
| Dic.      | 562.5         | 538.5     | 163.9     | 353.1     | 512.0     | 42.6   | 63.5   | 2236.1  |
| 1988 Ene. | 481.1         | 516.6     | 83.0      | 328.4     | 414.7     | 24.4   | 38.2   | 1886.4  |
| Feb.      | 501.9         | 600.5     | 119.9     | 330.4     | 415.0     | 27.3   | 32.6   | 2027.7  |
| Mar.      | 578.4         | 673.9     | 154.2     | 318.4     | 515.2     | 23.2   | 42.5   | 2305.8  |
| Abr.      | 565.8         | 612.6     | 97.8      | 178.1     | 401.6     | 24.3   | 38.7   | 1919.1  |
| May.      | 544.0         | 647.7     | 108.8     | 122.9     | 426.5     | 21.9   | 49.7   | 1921.5  |
| Jun.      | 579.3         | 653.2     | 119.6     | 104.0     | 447.0     | 11.5   | 42.0   | 1956.6  |
| Jul.      | 645.5         | 590.5     | 224.1     | 84.4      | 477.9     | 15.2   | 45.9   | 2083.5  |
| Ago.      | 727.3         | 645.3     | 130.6     | 77.0      | 378.9     | 11.9   | 40.1   | 2011.1  |
| Sep.      | 606.4         | 672.0     | 111.6     | 114.1     | 435.0     | 6.7    | 40.5   | 1986.2  |
| Oct.      | 580.6         | 678.1     | 120.1     | 185.0     | 487.0     | 10.7   | 38.1   | 2099.5  |

**INSCRIPCIONES DEFINITIVAS EN EL REGISTRO INDUSTRIAL.  
INVERSIONES  
(NUEVAS INDUSTRIAS)**

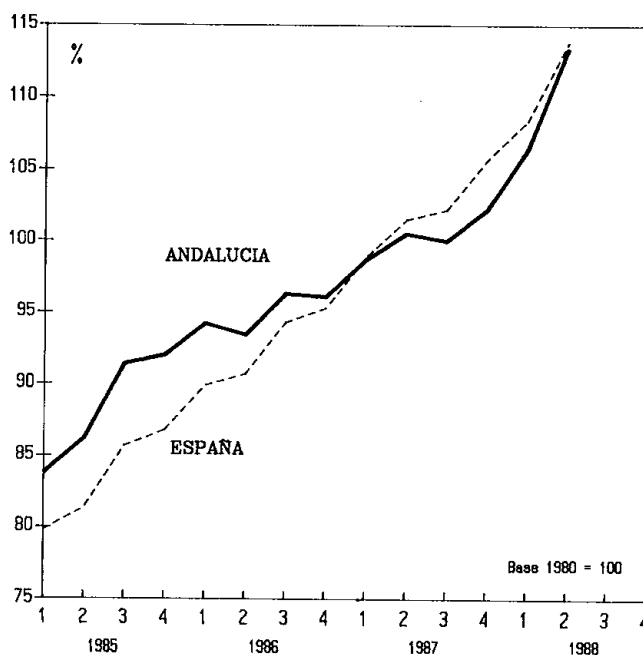
Millones de pesetas

|               | ANDALUCIA | Almería | Cádiz | Córdoba | III-16<br>Granada | Huelva | Jaén | Málaga | Sevilla |
|---------------|-----------|---------|-------|---------|-------------------|--------|------|--------|---------|
| 1984 Total    | 9125      | 783     | 949   | 571     | 1221              | 469    | 1263 | 2287   | 1582    |
| 1985 Total    | 12965     | 1856    | 1112  | 1487    | 1245              | 1016   | 983  | 2394   | 2872    |
| 1986 Total    | 16196     | 1663    | 1629  | 1237    | 1965              | 1018   | 1569 | 3204   | 3911    |
| 1987 Total    | 19004     | 2231    | 2242  | 746     | 1969              | 1769   | 1335 | 4168   | 4544    |
| 1986 1º Trim. | 4616      | 675     | 294   | 261     | 406               | 267    | 446  | 888    | 1389    |
| 2º Trim.      | 4423      | 350     | 499   | 623     | 544               | 257    | 587  | 830    | 733     |
| 3º Trim.      | 3320      | 243     | 349   | 181     | 437               | 127    | 207  | 643    | 1133    |
| 4º Trim.      | 3827      | 395     | 487   | 172     | 578               | 367    | 329  | 843    | 656     |
| 1987 1º Trim. | 3870      | 453     | 357   | 141     | 395               | 300    | 342  | 854    | 1028    |
| 2º Trim.      | 5264      | 468     | 728   | 190     | 518               | 641    | 348  | 1203   | 1168    |
| 3º Trim.      | 4784      | 542     | 584   | 238     | 595               | 400    | 221  | 1373   | 831     |
| 4º Trim.      | 5086      | 768     | 573   | 177     | 461               | 428    | 424  | 738    | 1517    |
| 1988 1º Trim. | 6136      | 429     | 465   | 354     | 737               | 586    | 235  | 973    | 2357    |
| 2º Trim.      | 4494      | 901     | 371   | 190     | 589               | 434    | 322  | 921    | 1221    |
| 3º Trim.      | 3968      | 413     | 422   | 132     | 685               | 281    | 493  | 739    | 1100    |

**INSCRIPCIONES DEFINITIVAS EN EL REGISTRO INDUSTRIAL.  
PUESTOS DE TRABAJO  
(NUEVAS INDUSTRIAS)**

|               | ANDALUCIA | Almería | Cádiz  | Córdoba | Granada | Huelva | Jaén   | Málaga | Sevilla |
|---------------|-----------|---------|--------|---------|---------|--------|--------|--------|---------|
| 1984 Total    | 8484.3    | 639.9   | 781.8  | 2068.8  | 806.3   | 361.6  | 872.4  | 1238.8 | 1714.8  |
| 1985 Total    | 13295.0   | 1561.0  | 682.6  | 2223.4  | 1361.1  | 1145.9 | 481.4  | 3408.4 | 2431.2  |
| 1986 Total    | 26665.9   | 1567.1  | 7992.5 | 1227.6  | 4233.9  | 3035.1 | 2093.6 | 3830.1 | 2686.2  |
| 1987 Total    | 23737.4   | 3275.6  | 1939.9 | 670.6   | 1518.7  | 5261.3 | 1581.3 | 4668.6 | 4821.5  |
| 1986 1º Trim. | 11356.8   | 555.6   | 5529.7 | 240.1   | 395.6   | 2489.7 | 268.4  | 903.0  | 974.7   |
| 2º Trim.      | 6382.1    | 417.9   | 786.4  | 558.2   | 3086.7  | 95.9   | 314.7  | 625.0  | 497.4   |
| 3º Trim.      | 2775.5    | 216.9   | 393.5  | 275.6   | 312.7   | 86.1   | 418.4  | 529.6  | 542.7   |
| 4º Trim.      | 6151.5    | 376.7   | 1282.9 | 153.7   | 438.9   | 363.4  | 1092.1 | 1772.5 | 671.4   |
| 1987 1º Trim. | 4538.0    | 711.0   | 311.7  | 181.4   | 305.0   | 600.6  | 336.6  | 885.2  | 1206.6  |
| 2º Trim.      | 7466.8    | 618.9   | 715.0  | 96.7    | 453.3   | 3693.9 | 236.3  | 657.2  | 995.4   |
| 3º Trim.      | 6376.5    | 915.4   | 494.9  | 302.4   | 301.1   | 379.3  | 493.1  | 2542.3 | 947.9   |
| 4º Trim.      | 5356.1    | 1030.2  | 418.2  | 90.1    | 459.3   | 587.4  | 515.3  | 583.8  | 1671.6  |
| 1988 1º Trim. | 9738.4    | 612.0   | 467.8  | 1169.2  | 737.4   | 617.2  | 176.7  | 691.1  | 5272.0  |
| 2º Trim.      | 4793.5    | 1039.6  | 552.8  | 103.8   | 303.7   | 487.3  | 361.1  | 618.9  | 1326.2  |
| 3º Trim.      | 4267.9    | 470.7   | 519.6  | 62.7    | 430.1   | 363.2  | 272.3  | 655.5  | 1493.6  |

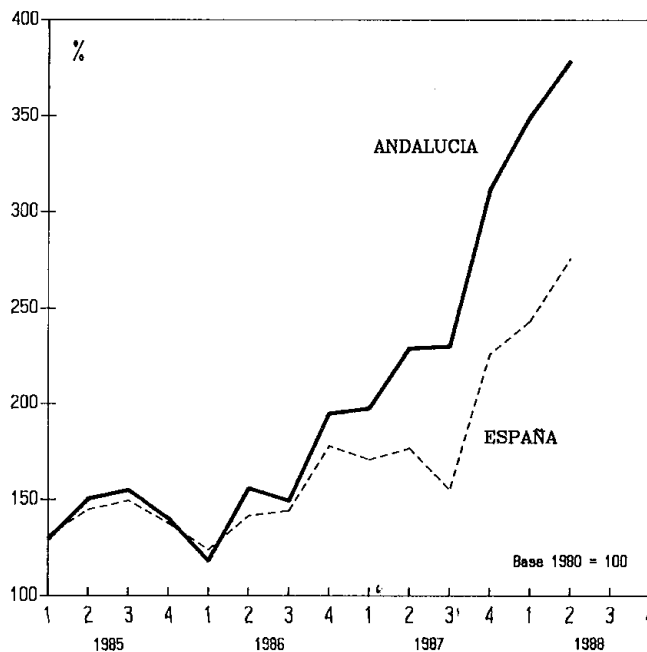
| CONSUMO DE CEMENTO |                         |                          |                                       |        |                |                         |                          |                                       |
|--------------------|-------------------------|--------------------------|---------------------------------------|--------|----------------|-------------------------|--------------------------|---------------------------------------|
| Miles de Toneladas |                         |                          |                                       |        |                |                         |                          |                                       |
| ANDALUCIA          |                         |                          |                                       | ESPAÑA |                |                         |                          |                                       |
| Serie original     | Serie original indicada | Serie desestacionalizada | Media móvil de tres trimestres de (3) |        | Serie original | Serie original indicada | Serie desestacionalizada | Media móvil de tres trimestres de (7) |
| (1)                | (2)                     | (3)                      | (4)                                   | (*)    | (5)            | (6)                     | (7)                      | (8)                                   |
|                    |                         |                          |                                       |        |                |                         |                          |                                       |
| 1979 Med.          | 874                     | 105.2                    |                                       |        | 5191           | 105.4                   |                          |                                       |
| 1980 Med.          | 803                     | 77.5                     |                                       |        | 4925           | 100.0                   |                          |                                       |
| 1981 Med.          | 782                     | 94.2                     |                                       |        | 4616           | 93.8                    |                          |                                       |
| 1982 Med.          | 813                     | 97.8                     |                                       |        | 4632           | 94.1                    |                          |                                       |
| 1983 Med.          | 792                     | 95.3                     |                                       |        | 4481           | 91.0                    |                          |                                       |
| 1984 Med.          | 718                     | 86.6                     |                                       |        | 4057           | 82.4                    |                          |                                       |
| 1985 Med.          | 742                     | 89.4                     |                                       |        | 4128           | 83.8                    |                          |                                       |
| 1986 Med.          | 786                     | 94.6                     |                                       |        | 4542           | 92.2                    |                          |                                       |
| 1987 Med.          | 826                     | 99.4                     |                                       |        | 4983           | 101.2                   |                          |                                       |
| 1985 1º Trim.      | 598                     | 72.0                     | 81.8                                  | 83.8   | 3503           | 71.1                    | 77.4                     | 79.8                                  |
| 2º Trim.           | 742                     | 89.3                     | 86.3                                  | 86.2   | 4191           | 85.1                    | 81.4                     | 81.3                                  |
| 3º Trim.           | 816                     | 98.2                     | 90.5                                  | 91.4   | 4387           | 89.1                    | 85.1                     | 85.7                                  |
| 4º Trim.           | 814                     | 98.0                     | 97.4                                  | 92.0   | 4431           | 90.0                    | 90.5                     | 86.8                                  |
| 1986 1º Trim.      | 637                     | 76.6                     | 88.2                                  | 94.2   | 3804           | 77.2                    | 84.9                     | 89.9                                  |
| 2º Trim.           | 838                     | 100.8                    | 97.0                                  | 93.4   | 4882           | 99.1                    | 94.5                     | 90.7                                  |
| 3º Trim.           | 857                     | 103.1                    | 94.9                                  | 96.3   | 4779           | 97.0                    | 92.6                     | 94.3                                  |
| 4º Trim.           | 812                     | 97.7                     | 97.0                                  | 96.1   | 4705           | 95.5                    | 95.9                     | 95.3                                  |
| 1987 1º Trim.      | 692                     | 83.3                     | 96.4                                  | 98.7   | 4342           | 88.2                    | 97.3                     | 98.9                                  |
| 2º Trim.           | 888                     | 106.9                    | 102.6                                 | 100.5  | 5360           | 108.8                   | 103.6                    | 101.5                                 |
| 3º Trim.           | 926                     | 111.4                    | 102.5                                 | 100.0  | 5348           | 108.6                   | 103.6                    | 102.2                                 |
| 4º Trim.           | 796                     | 95.8                     | 94.9                                  | 102.2  | 4882           | 99.1                    | 99.4                     | 105.7                                 |
| 1988 1º Trim.      | 782                     | 94.2                     | 109.3                                 | 106.4  | 5067           | 102.9                   | 114.0                    | 108.4                                 |
| 2º Trim.           | 995                     | 119.8                    | 114.9                                 | 113.4  | 5787           | 117.5                   | 111.8                    | 113.8                                 |
| 3º Trim.           | 1048                    | 126.2                    | 116.1                                 |        | 5958           | 121.0                   | 115.5                    |                                       |



LICITACION OFICIAL

Millones de ptas. Ø 1980 = 100

|               | ANDALUCÍA          |                                       |   |                                 | ESPAÑA             |                                       |   |                                 | Participación Andalucía en total nacional (1) / (5) (porcentajes) (9) | Índice coste de la construcción Ø 1980=100 (deflactor) (10) |
|---------------|--------------------|---------------------------------------|---|---------------------------------|--------------------|---------------------------------------|---|---------------------------------|---|---|
|               | Serie original (1) | Serie desestacionalizada indicada (2) | Media móvil de tres trimestres de (2) (3) | Serie deflactada de (3) (*) (4) | Serie original (5) | Serie desestacionalizada indicada (6) | Media móvil de tres trimestres de (6) (7) | Serie deflactada de (7) (*) (8) |   |   |
| 1979 Med.     | 8532               |                                       |   |                                 | 46080              |                                       |   |                                 | 18.5  | 85.6  |
| 1980 Med.     | 9654               |                                       |   |                                 | 57907              |                                       |   |                                 | 16.6  | 101.2   |
| 1981 Med.     | 13932              |                                       |   |                                 | 76814              |                                       |   |                                 | 17.2  | 118.0   |
| 1982 Med.     | 18547              |                                       |   |                                 | 76572              |                                       |   |                                 | 18.4  | 131.3   |
| 1983 Med.     | 16888              |                                       |   |                                 | 96065              |                                       |   |                                 | 17.8  | 147.4   |
| 1984 Med.     | 14864              |                                       |   |                                 | 104015             |                                       |   |                                 | 14.6  | 162.3   |
| 1985 Med.     | 26160              |                                       |   |                                 | 147393             |                                       |   |                                 | 18.3  | 176.3   |
| 1986 Med.     | 23987              |                                       |   |                                 | 148244             |                                       |   |                                 | 16.0  | 184.4   |
| 1987 Med.     | 43261              |                                       |   |                                 | 181194             |                                       |   |                                 | 23.9  | 191.4   |
| 1985 1º Trim. | 12931              | 236.5                                 | 223.5                                     | 129.3                           | 60730              | 201.7                                 | 226.9                                     | 131.3                           | 21.3  | 172.8   |
| 2º Trim.      | 25540              | 260.0                                 | 263.5                                     | 150.4                           | 145281             | 269.3                                 | 253.8                                     | 144.9                           | 17.6  | 175.2   |
| 3º Trim.      | 26303              | 294.3                                 | 275.2                                     | 154.9                           | 172960             | 290.5                                 | 265.4                                     | 149.4                           | 15.2  | 177.7   |
| 4º Trim.      | 39865              | 271.5                                 | 251.5                                     | 140.1                           | 210602             | 236.5                                 | 247.0                                     | 137.6                           | 18.9  | 179.5   |
| 1986 1º Trim. | 9852               | 188.6                                 | 216.3                                     | 118.1                           | 62245              | 214.0                                 | 227.0                                     | 123.9                           | 15.8  | 183.2   |
| 2º Trim.      | 18711              | 188.8                                 | 289.7                                     | 155.8                           | 123893             | 230.5                                 | 262.5                                     | 141.7                           | 15.1  | 185.3   |
| 3º Trim.      | 38751              | 449.0                                 | 275.9                                     | 149.3                           | 203055             | 342.9                                 | 266.6                                     | 144.3                           | 19.1  | 184.8   |
| 4º Trim.      | 28633              | 190.2                                 | 358.8                                     | 194.7                           | 203785             | 226.4                                 | 327.9                                     | 177.9                           | 14.1  | 184.3   |
| 1987 1º Trim. | 22471              | 437.4                                 | 369.7                                     | 197.4                           | 118892             | 414.4                                 | 319.8                                     | 170.8                           | 18.9  | 187.3   |
| 2º Trim.      | 47451              | 481.6                                 | 428.5                                     | 229.1                           | 170591             | 318.7                                 | 338.0                                     | 176.6                           | 27.8  | 191.4   |
| 3º Trim.      | 34134              | 396.6                                 | 444.5                                     | 230.1                           | 166987             | 280.8                                 | 299.3                                     | 154.9                           | 20.4  | 193.2   |
| 4º Trim.      | 68989              | 455.6                                 | 602.9                                     | 311.3                           | 268305             | 298.4                                 | 437.9                                     | 226.1                           | 25.7  | 193.7   |
| 1988 1º Trim. | 48669              | 956.6                                 | 685.4                                     | 349.3                           | 209278             | 734.6                                 | 477.3                                     | 243.3                           | 23.3  | 196.2   |
| 2º Trim.      | 63098              | 643.9                                 | 747.9                                     | 378.7                           | 212918             | 398.8                                 | 544.8                                     | 275.8                           | 29.6  | 197.5   |
| 3º Trim.      | 55206              | 643.2                                 |   |                                 | 298585             | 501.1                                 |   |                                 | 18.5  |   |



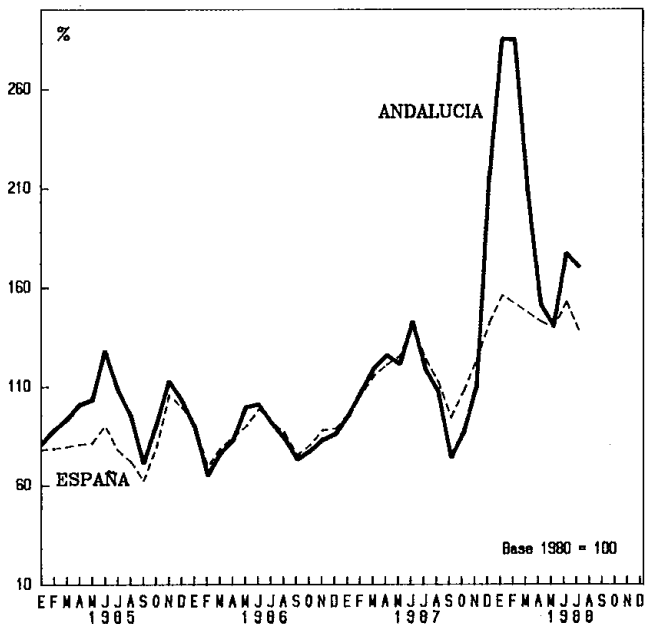
| LICITACION OFICIAL POR TIPOS DE OBRA Y ORGANISMOS. ANDALUCIA |               |             |            |                        |          |           |        |                    |                      |
|--|---------------|-------------|------------|------------------------|----------|-----------|--------|--------------------|----------------------|
|  | TIPOS DE OBRA |             |            | ORGANISMOS             |          |           |        |                    |                      |
|  | Total         | Edificación | Obra civil | ADMINISTRACION CENTRAL |          |           |        | Comunidad Autónoma | Administración Local |
|  |               |             |            | Total Admon. Central   | M.O.P.U. | M.T. y C. | Resto  |                    |                      |
| 1978 Med.  | 8061.8        | 5892.1      | 2169.7     | 7475.6                 | 3523.7   | 144.0     | 3807.9 |                    | 586.2                |
| 1979 Med.  | 8531.4        | 4456.5      | 4074.9     | 8002.7                 | 4729.4   | 726.7     | 2546.6 |                    | 528.7                |
| 1980 Med.  | 9674.3        | 5635.3      | 4039.0     | 8861.0                 | 5730.6   | 403.4     | 2727.0 |                    | 813.3                |
| 1981 Med.  | 13932.4       | 6382.8      | 7549.7     | 12592.8                | 8805.7   | 709.2     | 3077.9 |                    | 1339.7               |
| 1982 Med.  | 18546.5       | 8497.8      | 10048.7    | 16934.6                | 11317.0  | 1205.3    | 4412.3 |                    | 1611.9               |
| 1983 Med.  | 16938.0       | 5888.8      | 11036.6    | 15785.9                | 11263.8  | 1678.5    | 2843.6 | 411.1              | 728.4                |
| 1984 Med.  | 14864.2       | 8049.9      | 9814.3     | 9179.3                 | 5651.9   | 1079.0    | 2448.4 | 5008.4             | 676.4                |
| 1985 Med.  | 25159.9       | 13073.2     | 13086.7    | 11396.5                | 5974.0   | 2638.4    | 2784.2 | 13182.4            | 1580.4               |
| 1986 Med.  | 23986.7       | 7671.8      | 16314.9    | 9417.9                 | 7743.4   | 1345.1    | 329.4  | 11702.3            | 2866.6               |
| 1987 Med.  | 43261.3       | 11161.1     | 32100.2    | 25487.0                | 11492.1  | 13431.3   | 563.6  | 16399.8            | 1374.5               |
| 1982 1º Trim.  | 15127.5       | 3201.4      | 11926.1    | 13402.2                | 9666.6   | 1539.6    | 2196.0 |                    | 1725.3               |
| 2º Trim.   | 16156.2       | 6024.0      | 10132.2    | 14459.3                | 7987.9   | 2529.7    | 3941.7 |                    | 1696.9               |
| 3º Trim.   | 21862.8       | 14253.1     | 7609.7     | 19964.5                | 14227.9  | 437.4     | 5299.2 |                    | 1898.3               |
| 4º Trim.   | 21039.5       | 10512.6     | 10526.9    | 19912.5                | 13385.6  | 314.5     | 6212.4 |                    | 1127.0               |
| 1983 1º Trim.  | 10695.4       | 3795.9      | 6899.5     | 9290.0                 | 7018.5   | 462.7     | 1816.8 |                    | 1397.4               |
| 2º Trim.   | 14893.4       | 3947.2      | 10946.2    | 14365.5                | 8329.6   | 2087.3    | 3948.6 |                    | 527.9                |
| 3º Trim.   | 14255.7       | 4306.7      | 9949.0     | 12300.9                | 8008.1   | 475.5     | 3817.3 | 1370.8             | 584.0                |
| 4º Trim.   | 27907.5       | 11505.3     | 16402.2    | 27229.5                | 21749.3  | 3688.4    | 1791.8 | 273.6              | 404.4                |
| 1984 1º Trim.  | 6835.6        | 2254.5      | 4581.1     | 6092.7                 | 4885.0   | 128.2     | 1079.5 | 383.9              | 359.0                |
| 2º Trim.   | 15499.9       | 5462.4      | 10037.5    | 14391.5                | 8731.8   | 570.9     | 5088.8 | 281.6              | 526.8                |
| 3º Trim.   | 12563.9       | 4161.0      | 8402.9     | 4408.8                 | 2253.9   | 1022.1    | 1132.8 | 7076.6             | 1078.5               |
| 4º Trim.   | 24557.5       | 8321.6      | 16235.9    | 11824.2                | 6737.1   | 2594.7    | 2492.4 | 12291.6            | 441.7                |
| 1985 1º Trim.  | 12930.7       | 7695.7      | 5235.0     | 3899.2                 | 3043.8   | 247.4     | 608.0  | 8190.1             | 841.4                |
| 2º Trim.   | 25539.8       | 18850.4     | 6689.4     | 5657.6                 | 2784.6   | 559.8     | 2313.2 | 18479.6            | 1402.6               |
| 3º Trim.   | 26303.2       | 10763.2     | 15540.0    | 16768.3                | 11951.7  | 89.6      | 4727.0 | 7929.5             | 1605.4               |
| 4º Trim.   | 39865.4       | 14983.4     | 24882.0    | 19260.9                | 6115.7   | 9656.6    | 3488.6 | 18130.5            | 2474.0               |
| 1986 1º Trim.  | 9851.8        | 2762.4      | 7089.4     | 2348.0                 | 2253.3   | 70.8      | 23.9   | 4500.3             | 3003.5               |
| 2º Trim.   | 18710.8       | 5831.2      | 12879.6    | 6421.6                 | 5393.6   | 604.2     | 423.8  | 10846.6            | 1442.6               |
| 3º Trim.   | 38750.9       | 13562.9     | 25188.0    | 15580.7                | 13316.4  | 2167.8    | 96.5   | 21193.2            | 1977.0               |
| 4º Trim.   | 28633.3       | 8530.6      | 20102.7    | 13321.2                | 10010.4  | 2537.5    | 773.3  | 10269.2            | 5042.9               |
| 1987 1º Trim.  | 22471.2       | 4482.0      | 17989.2    | 17539.9                | 16986.4  | 252.0     | 301.5  | 3745.2             | 1186.1               |
| 2º Trim.   | 47450.8       | 4310.3      | 43140.5    | 31767.8                | 6812.5   | 24808.4   | 146.9  | 12883.3            | 2799.7               |
| 3º Trim.   | 34134.1       | 8662.6      | 25471.5    | 5735.8                 | 3212.4   | 2083.9    | 439.5  | 27580.1            | 818.2                |
| 4º Trim.   | 68988.9       | 27189.3     | 41799.6    | 46904.4                | 18957.1  | 26581.0   | 1366.3 | 21390.7            | 693.8                |
| 1988 1º Trim.  | 48668.8       | 5097.5      | 43571.3    | 28970.3                | 17082.5  | 11479.9   | 407.9  | 18923.4            | 775.1                |
| 2º Trim.   | 63098.0       | 21720.0     | 41378.0    | 35237.0                | 32312.6  | 729.1     | 2195.3 | 21838.4            | 6022.6               |
| 3º Trim.   | 55205.7       | 12442.8     | 42762.9    | 27904.5                | 25368.2  | 1019.4    | 1516.9 | 24095.0            | 3206.2               |

III. PRODUCCION Y ACTIVIDAD

III-20

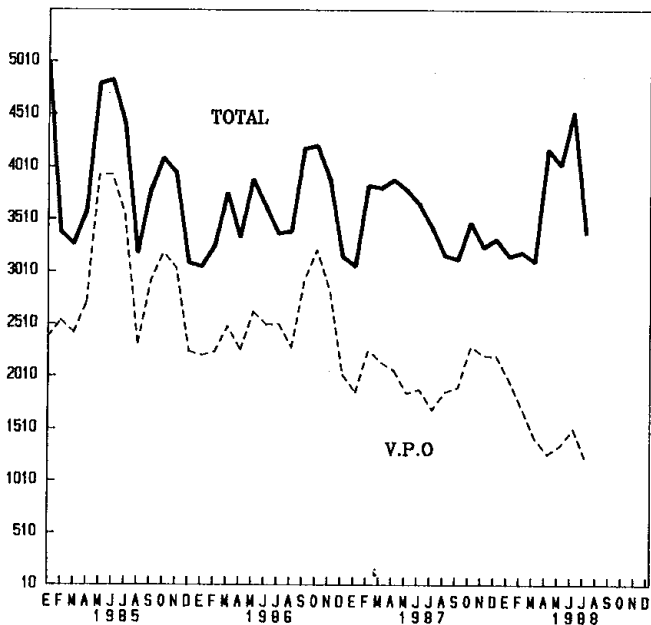
VIVIENDAS VISADAS POR COLEGIOS DE ARQUITECTOS

| Unidades       |                          | ø 1980 = 100                  |                |                          |                               |       |  |
|----------------|--------------------------|-------------------------------|----------------|--------------------------|-------------------------------|-------|--|
| ANDALUCIA      |                          |                               | ESPAÑA         |                          |                               |       |  |
| Serie original | Serie original indiciada | Media móvil trimestral de (2) | Serie original | Serie original indiciada | Media móvil trimestral de (5) |       |  |
| (1)            | (2)                      | (3)                           | (*) (4)        | (5)                      | (6)                           | (*)   |  |
| 1980 Med.      | 4304                     | 100.0                         |                | 23230                    | 100.0                         |       |  |
| 1981 Med.      | 4838                     | 112.4                         |                | 22608                    | 97.3                          |       |  |
| 1982 Med.      | 4393                     | 102.1                         |                | 20576                    | 88.6                          |       |  |
| 1983 Med.      | 3999                     | 99.2                          |                | 20728                    | 89.2                          |       |  |
| 1984 Med.      | 4126                     | 95.9                          |                | 18192                    | 78.3                          |       |  |
| 1985 Med.      | 4297                     | 99.8                          |                | 19646                    | 84.6                          |       |  |
| 1986 Med.      | 3570                     | 82.9                          |                | 19409                    | 83.6                          |       |  |
| 1987 Med.      | 4670                     | 111.6                         |                | 27169                    | 97.3                          |       |  |
| 1987 Ene.      | 3777                     | 87.8                          | 95.6           | 19390                    | 83.5                          | 96.4  |  |
| Feb.           | 4368                     | 101.5                         | 107.4          | 24919                    | 107.3                         | 106.2 |  |
| Mar.           | 5718                     | 132.9                         | 119.6          | 29710                    | 127.9                         | 115.7 |  |
| Abr.           | 5356                     | 124.4                         | 125.7          | 25997                    | 111.9                         | 121.2 |  |
| May.           | 5152                     | 119.7                         | 121.4          | 28773                    | 123.9                         | 125.5 |  |
| Jun.           | 5174                     | 120.2                         | 142.6          | 32662                    | 140.6                         | 140.9 |  |
| Jul.           | 8089                     | 187.9                         | 118.8          | 36748                    | 158.2                         | 124.3 |  |
| Ago.           | 2082                     | 48.4                          | 107.6          | 17209                    | 74.1                          | 112.4 |  |
| Sep.           | 3727                     | 86.6                          | 74.1           | 24363                    | 104.9                         | 94.5  |  |
| Oct.           | 1761                     | 87.4                          | 86.9           | 24280                    | 104.5                         | 107.9 |  |
| Nov.           | 3734                     | 86.8                          | 110.0          | 26537                    | 114.2                         | 123.8 |  |
| Dic.           | 6704                     | 155.8                         | 215.8          | 35443                    | 152.6                         | 142.3 |  |
| 1988 Ene.      | 17419                    | 404.7                         | 285.1          | 37173                    | 160.0                         | 156.1 |  |
| Feb.           | 12687                    | 294.8                         | 285.0          | 36192                    | 155.8                         | 151.7 |  |
| Mar.           | 6690                     | 155.4                         | 208.5          | 32380                    | 139.4                         | 147.4 |  |
| Abr.           | 7546                     | 175.3                         | 151.2          | 34130                    | 146.9                         | 142.8 |  |
| May.           | 5300                     | 123.1                         | 140.7          | 33033                    | 142.2                         | 139.7 |  |
| Jun.           | 5320                     | 123.6                         | 177.2          | 30185                    | 129.9                         | 152.7 |  |
| Jul.           | 12261                    | 284.9                         | 170.2          | 43236                    | 186.1                         | 137.8 |  |
| Ago.           | 4396                     | 102.2                         |                | 22589                    | 97.3                          |       |  |



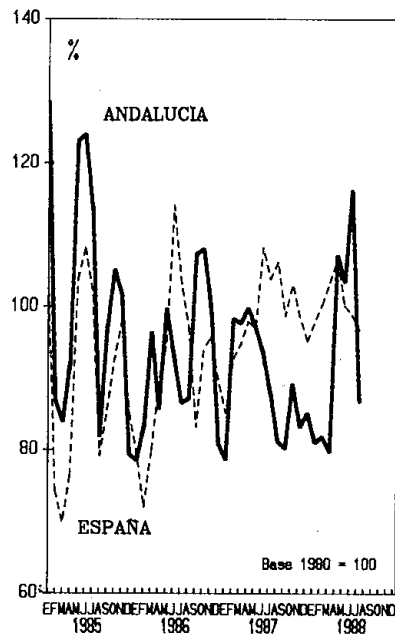
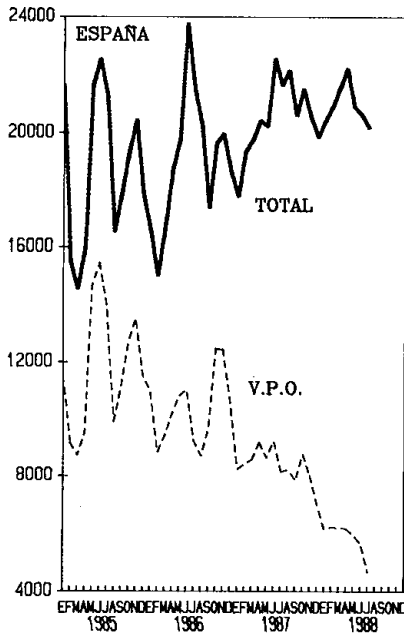
VIVIENDAS INICIADAS. ANDALUCÍA

|           | LIBRES                |                                      | DE PROTECCIÓN OFICIAL |                                      | TOTAL                     |  |
|-----------|-----------------------|--------------------------------------|-----------------------|--------------------------------------|---------------------------|--|
|           | Serie original<br>(1) | Media móvil trimestral de (1)<br>(2) | Serie original<br>(3) | Media móvil trimestral de (3)<br>(4) | Serie original<br>(*) (5) | Media móvil trimestral de (5)<br>(6) (*) |
| 1981 Med. | 1783                  |                                      | 2846                  |                                      | 4629                      |  |
| 1982 Med. | 759                   |                                      | 2629                  |                                      | 3388                      |  |
| 1983 Med. | 991                   |                                      | 2524                  |                                      | 3515                      |  |
| 1984 Med. | 731                   |                                      | 2398                  |                                      | 3129                      |  |
| 1985 Med. | 869                   |                                      | 2960                  |                                      | 3829                      |  |
| 1986 Med. | 1067                  |                                      | 2458                  |                                      | 3525                      |  |
| 1987 Med. | 1462                  |                                      | 2041                  |                                      | 3503                      |  |
| 1987 Ene. | 1537                  | 1205.7                               | 2055                  | 1854.7                               | 3592                      | 3060.3                                   |
| Feb.      | 1101                  | 1569.0                               | 2267                  | 2258.3                               | 3368                      | 3827.3                                   |
| Mar.      | 2069                  | 1667.7                               | 2453                  | 2136.7                               | 4522                      | 3804.3                                   |
| Abr.      | 1833                  | 1819.7                               | 1690                  | 2062.0                               | 3523                      | 3881.7                                   |
| May.      | 1557                  | 1937.3                               | 2043                  | 1846.0                               | 3600                      | 3783.3                                   |
| Jun.      | 2422                  | 1762.7                               | 1805                  | 1881.7                               | 4227                      | 3644.3                                   |
| Jul.      | 1309                  | 1740.0                               | 1797                  | 1686.0                               | 3106                      | 3426.0                                   |
| Ago.      | 1489                  | 1302.7                               | 1456                  | 1857.0                               | 2945                      | 3159.7                                   |
| Sep.      | 1110                  | 1225.7                               | 2318                  | 1898.3                               | 3428                      | 3124.0                                   |
| Oct.      | 1078                  | 1182.3                               | 1921                  | 2290.3                               | 2999                      | 3472.7                                   |
| Nov.      | 1359                  | 1038.3                               | 2632                  | 2202.7                               | 3991                      | 3241.0                                   |
| Dic.      | 678                   | 1117.3                               | 2055                  | 2196.3                               | 2733                      | 3313.7                                   |
| 1988 Ene. | 1315                  | 1186.7                               | 1902                  | 1968.0                               | 3217                      | 3154.7                                   |
| Feb.      | 1567                  | 1486.3                               | 1947                  | 1701.7                               | 3514                      | 3188.0                                   |
| Mar.      | 1577                  | 1689.3                               | 1256                  | 1413.3                               | 2833                      | 3102.7                                   |
| Abr.      | 1924                  | 2908.7                               | 1037                  | 1264.3                               | 2961                      | 4173.0                                   |
| May.      | 5225                  | 2678.0                               | 1500                  | 1348.0                               | 6725                      | 4026.0                                   |
| Jun.      | 885                   | 3021.7                               | 1507                  | 1503.0                               | 2392                      | 4524.7                                   |
| Jul.      | 2955                  | 2180.0                               | 1502                  | 1195.3                               | 4457                      | 3375.3                                   |
| Ago.      | 2700                  |                                      | 577                   |                                      | 3277                      |  |



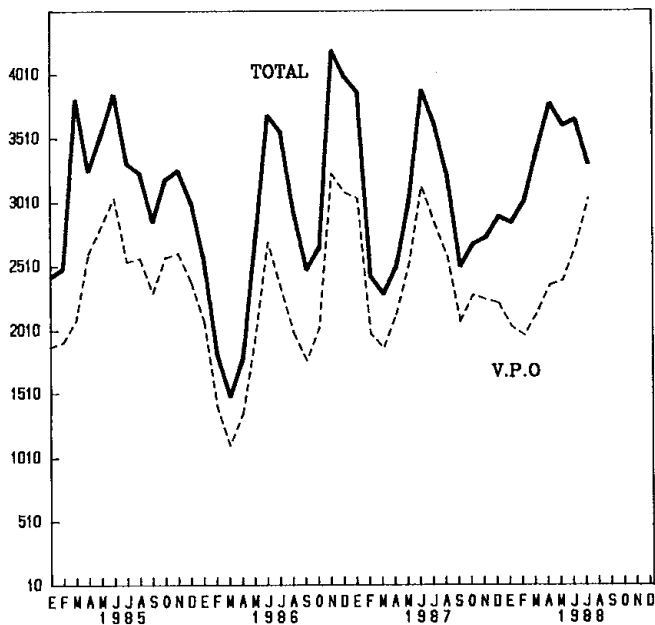
VIVIENDAS INICIADAS. ESPAÑA

|           | LIBRES                |                                      | DE PROTECCION OFICIAL |                                      | TOTAL                 |                                      |
|-----------|-----------------------|--------------------------------------|-----------------------|--------------------------------------|-----------------------|--------------------------------------|
|           | Serie original<br>(1) | Media móvil trimestral de (1)<br>(2) | Serie original<br>(3) | Media móvil trimestral de (3)<br>(4) | Serie original<br>(5) | Media móvil Trimestral de (5)<br>(6) |
| 1981 Med. | 8582                  |                                      | 11511                 |                                      | 20093                 |                                      |
| 1982 Med. | 7580                  |                                      | 10583                 |                                      | 18164                 |                                      |
| 1983 Med. | 7654                  |                                      | 11255                 |                                      | 18909                 |                                      |
| 1984 Med. | 6647                  |                                      | 9871                  |                                      | 16518                 |                                      |
| 1985 Med. | 6707                  |                                      | 11819                 |                                      | 18526                 |                                      |
| 1986 Med. | 92231                 |                                      | 12240                 |                                      | 21463                 |                                      |
| 1987 Med. | 12237                 |                                      | 8325                  |                                      | 20563                 |                                      |
| 1987 Ene. | 9552                  | 9500                                 | 7833                  | 8254                                 | 17385                 | 17754                                |
| Feb.      | 10978                 | 10912                                | 7374                  | 8422                                 | 18352                 | 19335                                |
| Mar.      | 12206                 | 11167                                | 10060                 | 8582                                 | 22266                 | 19750                                |
| Abr.      | 10318                 | 11239                                | 8313                  | 9178                                 | 18631                 | 20417                                |
| May.      | 11193                 | 11584                                | 9161                  | 8643                                 | 20354                 | 20227                                |
| Jun.      | 13241                 | 13340                                | 8456                  | 9219                                 | 21697                 | 22559                                |
| Jul.      | 15587                 | 13500                                | 10040                 | 8161                                 | 25627                 | 21661                                |
| Ago.      | 11672                 | 13922                                | 5986                  | 8226                                 | 17658                 | 22149                                |
| Sep.      | 14508                 | 12749                                | 8653                  | 7840                                 | 23161                 | 20589                                |
| Oct.      | 12067                 | 12733                                | 8882                  | 8771                                 | 20949                 | 21505                                |
| Nov.      | 11625                 | 12531                                | 8779                  | 8009                                 | 20404                 | 20540                                |
| Dic.      | 13900                 | 12867                                | 6367                  | 6984                                 | 20267                 | 19851                                |
| 1988 Ene. | 13077                 | 14262                                | 5805                  | 6165                                 | 18882                 | 20427                                |
| Feb.      | 15808                 | 14678                                | 6323                  | 6233                                 | 22131                 | 20911                                |
| Mar.      | 15149                 | 15371                                | 6571                  | 6206                                 | 21720                 | 21577                                |
| Abr.      | 15155                 | 16032                                | 5724                  | 6182                                 | 20879                 | 22214                                |
| May.      | 17791                 | 14918                                | 6252                  | 5962                                 | 24043                 | 20881                                |
| Jun.      | 11809                 | 14955                                | 5911                  | 5663                                 | 17720                 | 20618                                |
| Jul.      | 15266                 | 15482                                | 4826                  | 4682                                 | 20092                 | 20164                                |
| Ago.      | 19372                 |                                      | 3309                  |                                      | 22681                 |                                      |



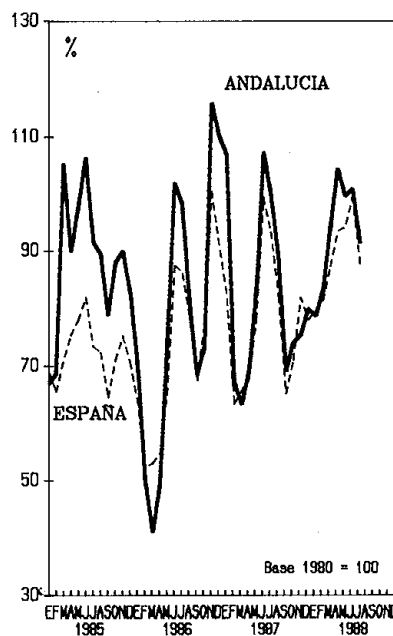
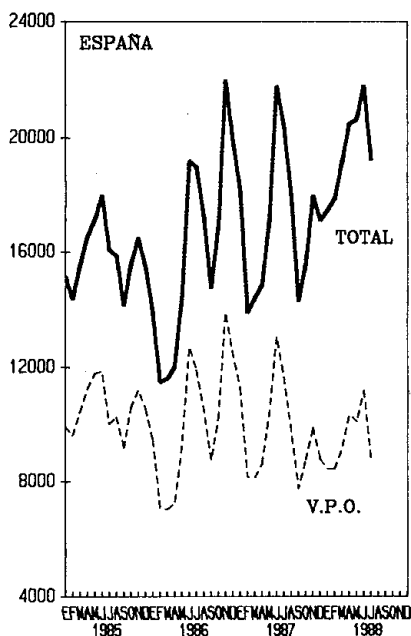
VIVIENDAS TERMINADAS. ANDALUCÍA

| LIBRES         |                               | DE PROTECCIÓN OFICIAL |                               | TOTAL          |                               |      |
|----------------|-------------------------------|-----------------------|-------------------------------|----------------|-------------------------------|------|
| Serie original | Media móvil trimestral de (1) | Serie original        | Media móvil trimestral de (3) | Serie original | Media móvil trimestral de (5) |      |
| (1)            | (2)                           | (3)                   | (4)                           | (*) (5)        | (6)                           | (*)  |
| 1981 Med.      | 1102                          | 1909                  |                               | 3011           |                               |      |
| 1982 Med.      | 1020                          | 2290                  |                               | 3310           |                               |      |
| 1983 Med.      | 1184                          | 2644                  |                               | 3828           |                               |      |
| 1984 Med.      | 648                           | 2494                  |                               | 3142           |                               |      |
| 1985 Med.      | 651                           | 2478                  |                               | 3130           |                               |      |
| 1986 Med.      | 763                           | 2148                  |                               | 2911           |                               |      |
| 1987 Med.      | 516                           | 2330                  |                               | 2846           |                               |      |
| 1987 Ene.      | 367                           | 828                   | 1931                          | 3037           | 2298                          | 3865 |
| Feb.           | 535                           | 453                   | 1836                          | 1977           | 2371                          | 2430 |
| Mar.           | 458                           | 425                   | 2163                          | 1866           | 2621                          | 2291 |
| Abr.           | 282                           | 372                   | 1599                          | 2130           | 1881                          | 2502 |
| May.           | 376                           | 502                   | 2628                          | 2515           | 3004                          | 3016 |
| Jun.           | 847                           | 747                   | 3317                          | 3133           | 4164                          | 3880 |
| Jul.           | 1017                          | 771                   | 3455                          | 2847           | 4472                          | 3618 |
| Ago.           | 449                           | 623                   | 1769                          | 2585           | 2218                          | 3208 |
| Sep.           | 404                           | 427                   | 2530                          | 2076           | 2934                          | 2503 |
| Oct.           | 428                           | 398                   | 1928                          | 2282           | 2356                          | 2679 |
| Nov.           | 361                           | 484                   | 2387                          | 2245           | 2748                          | 2729 |
| Dic.           | 663                           | 674                   | 2421                          | 2218           | 3084                          | 2892 |
| 1988 Ene.      | 998                           | 819                   | 1846                          | 2032           | 2844                          | 2849 |
| Feb.           | 789                           | 1048                  | 1829                          | 1964           | 2618                          | 3012 |
| Mar.           | 1358                          | 1272                  | 2217                          | 2141           | 3575                          | 3413 |
| Abr.           | 1670                          | 1415                  | 2376                          | 2359           | 4046                          | 3774 |
| May.           | 1218                          | 1215                  | 2483                          | 2393           | 3701                          | 3607 |
| Jun.           | 756                           | 987                   | 2320                          | 2661           | 3076                          | 3648 |
| Jul.           | 987                           | 1100                  | 3181                          | 3032           | 4168                          | 3304 |
| Ago.           | 1556                          |                       | 1112                          |                | 2668                          |      |



VIVIENDAS TERMINADAS. ESPAÑA

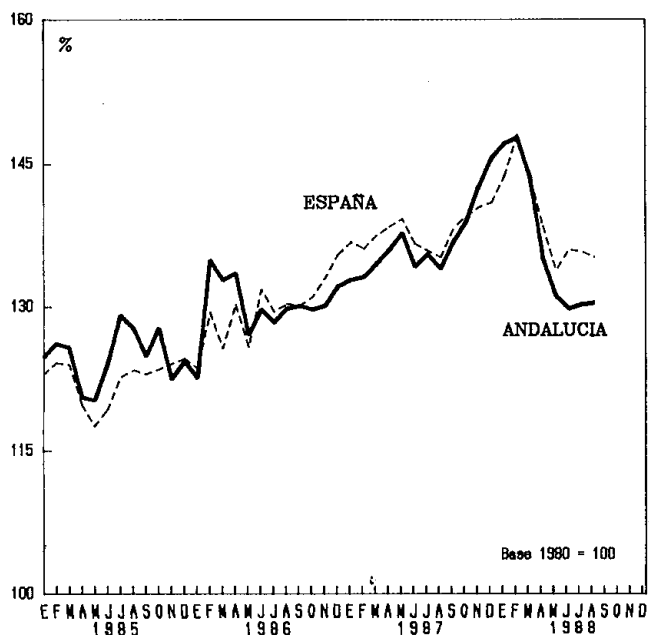
|           | LIBRES                |                                      | DE PROTECCION OFICIAL |  | TOTAL                 |  |
|-----------|-----------------------|--------------------------------------|-----------------------|--|-----------------------|--|
|           | Serie original<br>(1) | Media móvil trimestral de (1)<br>(2) | Serie original<br>(3) | Media móvil trimestral de (3)<br>(4) (*) | Serie original<br>(5) | Media móvil trimestral de (5)<br>(6) (*) |
| 1981 Med. | 9662                  |                                      | 9757                  |  | 19418                 |  |
| 1982 Med. | 8644                  |                                      | 10941                 |  | 19585                 |  |
| 1983 Med. | 7643                  |                                      | 11278                 |  | 18921                 |  |
| 1984 Med. | 5658                  |                                      | 10831                 |  | 16489                 |  |
| 1985 Med. | 5236                  |                                      | 10718                 |  | 15954                 |  |
| 1986 Med. | 6084                  |                                      | 10184                 |  | 16268                 |  |
| 1987 Med. | 7196                  |                                      | 9535                  |  | 16731                 |  |
| 1987 Ene. | 4774                  | 6837                                 | 7678                  | 11262                                    | 12452                 | 18099                                    |
| Feb.      | 6558                  | 5746                                 | 8700                  | 8145                                     | 15258                 | 13892                                    |
| Mar.      | 5907                  | 6267                                 | 8058                  | 8129                                     | 13965                 | 14396                                    |
| Abr.      | 6337                  | 6249                                 | 7629                  | 8612                                     | 13966                 | 14861                                    |
| May.      | 6503                  | 6768                                 | 10150                 | 10333                                    | 16653                 | 17101                                    |
| Jun.      | 7465                  | 8699                                 | 13219                 | 13066                                    | 20684                 | 21765                                    |
| Jul.      | 12130                 | 8795                                 | 15830                 | 11616                                    | 27960                 | 20411                                    |
| Ago.      | 6789                  | 8197                                 | 5799                  | 9789                                     | 12588                 | 17986                                    |
| Sep.      | 5672                  | 6544                                 | 7738                  | 7750                                     | 13410                 | 14294                                    |
| Oct.      | 7171                  | 6807                                 | 9712                  | 8752                                     | 16883                 | 15559                                    |
| Nov.      | 7578                  | 8073                                 | 8807                  | 9873                                     | 16385                 | 17946                                    |
| Dic.      | 9470                  | 8318                                 | 11101                 | 8768                                     | 20571                 | 17086                                    |
| 1988 Ene. | 7906                  | 9000                                 | 6396                  | 8431                                     | 14302                 | 17431                                    |
| Feb.      | 9625                  | 9396                                 | 7797                  | 8441                                     | 17422                 | 17837                                    |
| Mar.      | 10656                 | 9987                                 | 11132                 | 9135                                     | 21788                 | 19122                                    |
| Abr.      | 9679                  | 10118                                | 8476                  | 10360                                    | 18155                 | 20478                                    |
| May.      | 10018                 | 10510                                | 11473                 | 10100                                    | 21491                 | 20610                                    |
| Jun.      | 11833                 | 10615                                | 10350                 | 11174                                    | 22183                 | 21789                                    |
| Jul.      | 9994                  | 10466                                | 11699                 | 8727                                     | 21693                 | 19193                                    |
| Ago.      | 9571                  |                                      | 4133                  |  | 13704                 |  |



VIAJEROS ALOJADOS EN ESTABLECIMIENTOS HOTELEROS

Miles Ø 1980 = 100

|           | ANDALUCÍA             |                                    |   |  | ESPAÑA                |                                    |   |  |
|-----------|-----------------------|------------------------------------|---|--|-----------------------|------------------------------------|---|--|
|           | Serie original<br>(1) | Serie original<br>indiciada<br>(2) | Serie desestaciona-<br>lizada<br>indiciada<br>(3) | Media móvil<br>trimestral<br>de (3)<br>(4) (*) | Serie original<br>(5) | Serie original<br>indiciada<br>(6) | Serie desestacio-<br>nalizada<br>indiciada<br>(7) | Media móvil<br>trimestral<br>de (7)<br>(8) (*) |
| 1980 Med. | 338.3                 | 100.0                              |   |  | 1923.2                | 100.0                              |   |  |
| 1981 Med. | 377.1                 | 111.5                              |   |  | 2132.8                | 110.9                              |   |  |
| 1982 Med. | 380.1                 | 112.4                              |   |  | 2152.4                | 111.9                              |   |  |
| 1983 Med. | 401.1                 | 118.6                              |   |  | 2206.9                | 114.8                              |   |  |
| 1984 Med. | 409.7                 | 121.1                              |   |  | 2339.4                | 121.7                              |   |  |
| 1985 Med. | 419.9                 | 124.1                              |   |  | 2347.4                | 122.1                              |   |  |
| 1986 Med. | 440.4                 | 130.2                              |   |  | 2492.6                | 129.6                              |   |  |
| 1987 Med. | 462.0                 | 136.6                              | 136.8   | 124.7  | 2646.0                | 137.6                              | 137.7   | 126.2  |
| 1987 Ene. | 270.9                 | 80.1                               | 136.8   | 132.8  | 1560.9                | 81.2                               | 136.9   | 136.8  |
| Feb.      | 274.0                 | 81.0                               | 130.5   | 133.1  | 1585.9                | 82.5                               | 136.0   | 136.1  |
| Mar.      | 394.0                 | 116.5                              | 131.9   | 134.5  | 2027.2                | 105.4                              | 135.5   | 137.5  |
| Abr.      | 589.9                 | 174.4                              | 141.1   | 136.0  | 2850.8                | 148.2                              | 141.1   | 138.4  |
| May.      | 581.1                 | 171.8                              | 134.9   | 137.7  | 3120.0                | 162.2                              | 138.7   | 139.2  |
| Jun.      | 516.3                 | 152.6                              | 137.1   | 134.2  | 3074.7                | 159.9                              | 137.7   | 136.6  |
| Jul.      | 528.7                 | 156.3                              | 130.5   | 135.5  | 3495.5                | 181.8                              | 133.5   | 135.9  |
| Ago.      | 649.0                 | 191.8                              | 138.8   | 134.0  | 4064.2                | 211.3                              | 136.6   | 135.2  |
| Sep.      | 569.1                 | 168.2                              | 132.7   | 136.8  | 3501.9                | 182.1                              | 135.4   | 138.2  |
| Oct.      | 525.7                 | 155.4                              | 138.9   | 138.9  | 2964.7                | 154.2                              | 142.6   | 139.5  |
| Nov.      | 334.7                 | 98.9                               | 145.1   | 142.6  | 1845.9                | 96.0                               | 140.3   | 140.4  |
| Dic.      | 310.6                 | 91.8                               | 143.8   | 145.6  | 1660.4                | 86.3                               | 138.3   | 140.9  |
| 1988 Ene. | 288.1                 | 85.2                               | 145.6   | 147.1  | 1630.0                | 84.8                               | 143.2   | 143.7  |
| Feb.      | 319.7                 | 94.5                               | 151.9   | 147.7  | 1743.2                | 90.6                               | 149.5   | 148.0  |
| Mar.      | 435.4                 | 128.7                              | 145.6   | 143.5  | 2267.3                | 117.9                              | 151.3   | 143.6  |
| Abr.      | 554.7                 | 164.0                              | 132.9   | 135.0  | 2624.0                | 136.4                              | 129.9   | 138.4  |
| May.      | 547.1                 | 161.7                              | 126.6   | 131.1  | 3015.7                | 156.8                              | 134.0   | 133.8  |
| Jun.      | 503.6                 | 148.9                              | 133.7   | 129.8  | 3070.4                | 159.7                              | 137.5   | 136.0  |
| Jul.      | 522.2                 | 154.4                              | 129.0   | 130.2  | 3572.6                | 185.8                              | 136.6   | 135.8  |
| Ago.      | 598.8                 | 177.0                              | 127.9   | 130.4  | 3971.2                | 206.5                              | 133.4   | 135.2  |
| Sep.      | 574.2                 | 169.7                              | 134.4   |  | 3504.8                | 182.2                              | 135.7   |  |

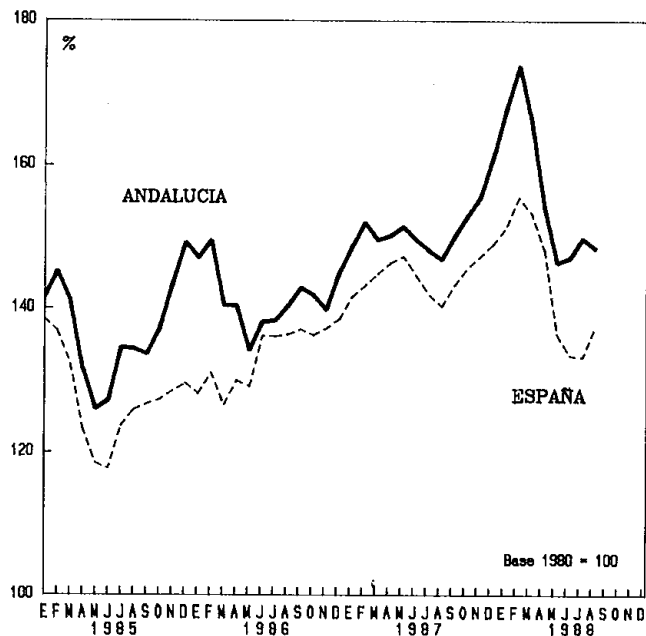


**PERNOCTACIONES EN ESTABLECIMIENTOS HOTELEROS**

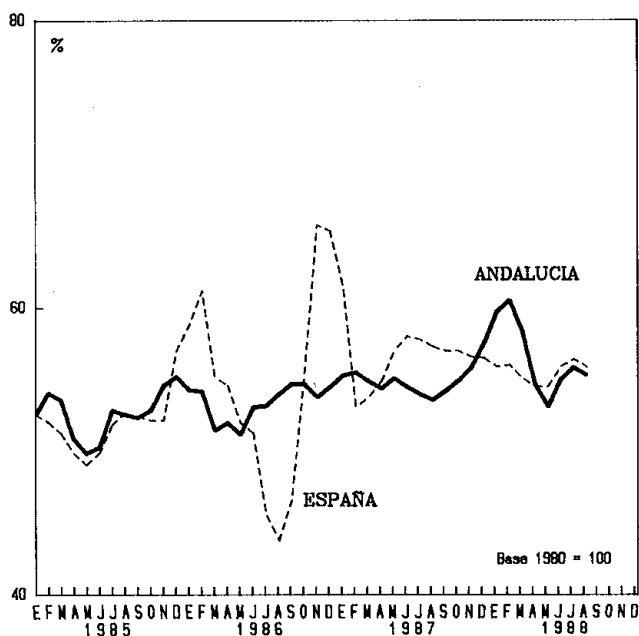
Miles

ø 1980 = 100

|           | ANDALUCIA             |                                    |   |  | ESPAÑA                |                                    |   |  |
|-----------|-----------------------|------------------------------------|---|--|-----------------------|------------------------------------|---|--|
|           | Serie original<br>(1) | Serie original<br>indiciada<br>(2) | Serie desestacio-<br>nalizada<br>indiciada<br>(3) | Media móvil<br>trimestral<br>de (3)<br>(4) (*) | Serie original<br>(5) | Serie original<br>indiciada<br>(6) | Serie desestacio-<br>nalizada<br>indiciada<br>(7) | Media móvil<br>trimestral<br>de (7)<br>(8) (*) |
| 1980 Med. | 1017.6                | 100.0                              |   |  | 8036.5                | 100.0                              |   |  |
| 1981 Med. | 1221.0                | 120.0                              |   |  | 9303.1                | 115.8                              |   |  |
| 1982 Med. | 1270.8                | 124.9                              |   |  | 9670.1                | 120.3                              |   |  |
| 1983 Med. | 1309.2                | 128.7                              |   |  | 9994.0                | 124.4                              |   |  |
| 1984 Med. | 1416.4                | 139.2                              |   |  | 10726.6               | 133.8                              |   |  |
| 1985 Med. | 1373.7                | 135.0                              |   |  | 10104.5               | 125.7                              |   |  |
| 1986 Med. | 1427.3                | 140.3                              |   |  | 10792.9               | 134.3                              |   |  |
| 1987 Med. | 1531.6                | 150.5                              | 159.3   | 137.8  | 11560.1               | 143.8                              | 144.5   | 132.1  |
| 1987 Ene. | 942.9                 | 92.7                               | 157.9   | 148.6  | 6431.0                | 80.0                               | 141.8   | 141.6  |
| Feb.      | 962.4                 | 94.6                               | 150.0   | 151.9  | 6518.1                | 81.1                               | 143.7   | 143.1  |
| Mar.      | 1220.9                | 120.0                              | 147.7   | 149.5  | 7659.3                | 95.3                               | 143.9   | 144.8  |
| Abr.      | 1681.7                | 165.3                              | 150.7   | 150.1  | 9909.3                | 123.3                              | 146.7   | 146.3  |
| May.      | 1847.1                | 181.5                              | 151.9   | 151.3  | 13693.4               | 170.4                              | 148.2   | 147.2  |
| Jun.      | 1771.0                | 174.0                              | 151.3   | 149.5  | 14930.9               | 185.8                              | 146.8   | 144.5  |
| Jul.      | 1932.0                | 189.9                              | 145.4   | 148.0  | 17469.1               | 217.4                              | 138.4   | 141.9  |
| Ago.      | 2433.1                | 239.1                              | 147.3   | 146.8  | 19965.9               | 248.4                              | 140.6   | 140.3  |
| Sep.      | 1981.9                | 194.8                              | 147.8   | 150.0  | 16643.9               | 207.1                              | 141.8   | 143.2  |
| Oct.      | 1736.7                | 170.7                              | 155.0   | 152.8  | 12848.2               | 159.9                              | 147.2   | 145.6  |
| Nov.      | 991.4                 | 97.4                               | 155.5   | 155.4  | 6700.4                | 83.4                               | 147.9   | 147.2  |
| Dic.      | 877.5                 | 86.2                               | 155.7   | 161.1  | 5951.5                | 74.1                               | 146.5   | 148.9  |
| 1988 Ene. | 1016.5                | 99.9                               | 169.6   | 167.8  | 6889.4                | 85.7                               | 151.7   | 151.2  |
| Feb.      | 1149.8                | 113.0                              | 178.2   | 173.7  | 7057.0                | 87.8                               | 155.4   | 155.4  |
| Mar.      | 1434.4                | 141.0                              | 173.2   | 165.9  | 8468.9                | 105.4                              | 159.2   | 153.2  |
| Abr.      | 1630.5                | 160.2                              | 146.3   | 154.1  | 9788.8                | 121.8                              | 145.0   | 148.1  |
| May.      | 1738.7                | 170.9                              | 142.7   | 146.3  | 12969.5               | 161.4                              | 140.2   | 136.3  |
| Jun.      | 1754.3                | 172.4                              | 150.0   | 147.0  | 12562.3               | 156.3                              | 123.7   | 133.4  |
| Jul.      | 1964.4                | 193.0                              | 148.3   | 149.7  | 17201.4               | 214.0                              | 136.4   | 133.2  |
| Ago.      | 2492.0                | 244.9                              | 150.7   | 148.3  | 19781.3               | 246.1                              | 139.4   | 137.6  |
| Sep.      | 1948.0                | 191.4                              | 145.8   |  | 16058.6               | 199.8                              | 136.9   |  |



| GRADO DE OCUPACION DE ESTABLECIMIENTOS HOTELEROS |                          |                             |                |                          |                             |      |
|--|--------------------------|-----------------------------|----------------|--------------------------|-----------------------------|------|
| Porcentaje                                       |                          |                             |                |                          |                             |      |
| ANDALUCIA  |                          |                             | ESPAÑA         |                          |                             |      |
| Serie original                                   | Serie desestacionalizada | Media móvil trimestral de 2 | Serie original | Serie desestacionalizada | Media móvil trimestral de 5 |      |
| (1)  | (2)                      | (3)                         | (*) (4)        | (5)                      | (6)                         | (*)  |
| 1980 Med.  | 42.8                     |                             | 46.7           |                          |                             |      |
| 1981 Med.  | 41.2                     |                             | 48.9           |                          |                             |      |
| 1982 Med.  | 51.3                     |                             | 52.0           |                          |                             |      |
| 1983 Med.  | 52.5                     |                             | 52.3           |                          |                             |      |
| 1984 Med.  | 55.6                     |                             | 54.7           |                          |                             |      |
| 1985 Med.  | 52.5                     |                             | 51.6           |                          |                             |      |
| 1986 Med.  | 53.2                     |                             | 54.0           |                          |                             |      |
| 1987 Med.  | 54.8                     |                             | 56.1           |                          |                             |      |
| 1987 Ene.  | 38.9                     | 56.6                        | 55.3           | 42.3                     | 53.2                        | 61.5 |
| Feb.   | 45.2                     | 57.0                        | 55.5           | 48.0                     | 53.8                        | 53.1 |
| Mar.   | 49.2                     | 52.9                        | 54.9           | 48.8                     | 52.3                        | 53.8 |
| Abr.   | 60.9                     | 54.9                        | 54.4           | 53.6                     | 55.3                        | 54.9 |
| May.   | 61.7                     | 55.4                        | 55.1           | 58.0                     | 57.1                        | 57.0 |
| Jun.   | 59.2                     | 55.1                        | 54.5           | 61.9                     | 58.6                        | 58.0 |
| Jul.   | 61.3                     | 53.2                        | 54.0           | 68.0                     | 58.2                        | 57.8 |
| Ago.   | 77.2                     | 53.7                        | 53.6           | 78.0                     | 56.5                        | 57.3 |
| Sep.   | 65.0                     | 53.8                        | 54.2           | 68.0                     | 57.1                        | 57.0 |
| Oct.   | 58.5                     | 55.2                        | 54.9           | 59.3                     | 57.5                        | 57.0 |
| Nov.   | 42.7                     | 55.7                        | 55.8           | 47.1                     | 56.4                        | 56.6 |
| Dic.   | 37.6                     | 56.3                        | 57.5           | 40.8                     | 55.9                        | 56.5 |
| 1988 Ene.  | 41.1                     | 59.7                        | 59.7           | 44.6                     | 56.0                        | 55.9 |
| Feb.   | 50.1                     | 63.0                        | 60.5           | 50.0                     | 55.9                        | 56.0 |
| Mar.   | 54.8                     | 58.8                        | 58.3           | 52.4                     | 56.0                        | 55.1 |
| Abr.   | 58.8                     | 53.0                        | 54.6           | 51.8                     | 53.4                        | 54.5 |
| May.   | 58.1                     | 52.1                        | 53.1           | 54.9                     | 54.0                        | 54.5 |
| Jun.   | 58.1                     | 54.1                        | 55.0           | 59.2                     | 56.1                        | 55.9 |
| Jul.   | 67.5                     | 58.8                        | 55.8           | 66.9                     | 57.5                        | 56.4 |
| Ago.   | 78.2                     | 54.4                        | 55.3           | 76.5                     | 55.5                        | 55.9 |
| Sep.   | 63.5                     | 52.7                        |                | 65.2                     | 54.8                        |      |



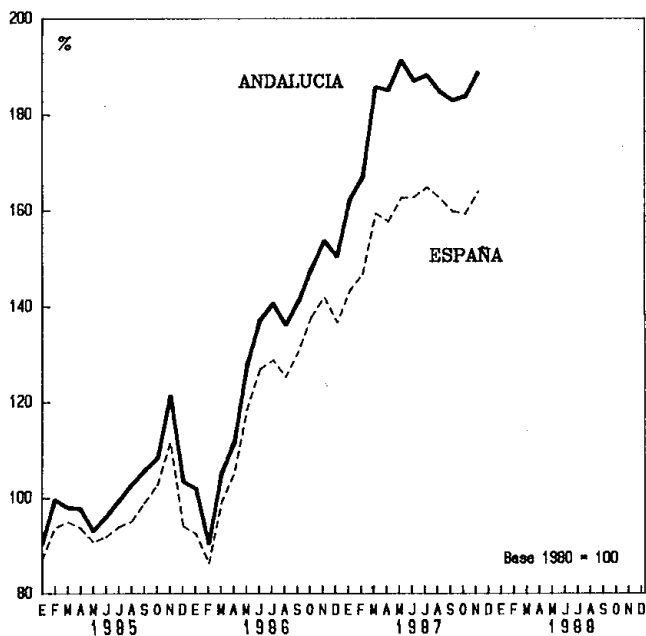
| TRAFICO AEREO EN LOS AEROPUERTOS DE ANDALUCIA |                  |                       |       |                  |                       |           |
|---|------------------|-----------------------|-------|------------------|-----------------------|-----------|
|   | PASAJEROS        |                       |       | MERCANCIAS       |                       |           |
|   |                  |                       | Miles |                  |                       | Toneladas |
|   | Tráfico interior | Tráfico internacional | Total | Tráfico interior | Tráfico internacional | Total     |
| 1982 Med.                                     | 195.9            | 251.6                 | 447.5 | 1176.0           | 124.3                 | 1300.3    |
| 1983 Med.                                     | 196.2            | 273.9                 | 470.1 | 1197.9           | 143.1                 | 1341.0    |
| 1984 Med.                                     | 183.0            | 318.4                 | 501.4 | 1113.2           | 180.7                 | 1293.9    |
| 1985 Med.                                     | 184.7            | 288.3                 | 473.0 | 1020.2           | 170.1                 | 1190.3    |
| 1986 Med.                                     | 187.0            | 329.8                 | 516.8 | 840.0            | 242.8                 | 1082.8    |
| 1987 Med.                                     | 205.1            | 382.3                 | 587.4 | 746.7            | 340.1                 | 1086.8    |
| 1985 Jun.                                     | 197.5            | 347.5                 | 545.1 | 1039.1           | 139.3                 | 1178.4    |
| Jul.  | 219.2            | 367.9                 | 587.1 | 1047.8           | 136.2                 | 1184.0    |
| Ago.  | 210.3            | 432.3                 | 642.6 | 839.8            | 179.0                 | 1018.8    |
| Sep.  | 214.2            | 396.3                 | 610.5 | 961.7            | 171.1                 | 1132.8    |
| Oct.  | 193.3            | 346.5                 | 539.8 | 1088.5           | 183.5                 | 1272.0    |
| Nov.  | 157.2            | 184.4                 | 341.6 | 972.1            | 166.2                 | 1138.3    |
| Dic.  | 153.1            | 165.2                 | 318.3 | 852.2            | 169.0                 | 1021.3    |
| 1986 Ene.                                     | 154.2            | 186.6                 | 340.8 | 752.7            | 146.7                 | 899.5     |
| Feb.  | 139.7            | 171.6                 | 311.3 | 766.3            | 199.0                 | 965.3     |
| Mar.  | 176.8            | 269.8                 | 446.6 | 936.8            | 230.8                 | 1167.6    |
| Abr.  | 188.2            | 305.7                 | 493.9 | 946.9            | 263.9                 | 1210.8    |
| May.  | 205.5            | 414.9                 | 620.4 | 891.0            | 307.0                 | 1198.1    |
| Jun.  | 195.8            | 407.8                 | 603.7 | 928.9            | 210.0                 | 1138.9    |
| Jul.  | 214.1            | 435.3                 | 649.4 | 911.0            | 224.1                 | 1135.1    |
| Ago.  | 208.7            | 494.0                 | 702.7 | 753.4            | 170.5                 | 923.9     |
| Sep.  | 220.1            | 439.4                 | 659.5 | 790.7            | 200.6                 | 991.3     |
| Oct.  | 202.5            | 439.0                 | 641.5 | 901.5            | 318.2                 | 1219.7    |
| Nov.  | 172.8            | 223.2                 | 396.0 | 730.6            | 344.6                 | 1075.2    |
| Dic.  | 175.9            | 169.9                 | 345.8 | 770.3            | 298.4                 | 1068.7    |
| 1987 Ene.                                     | 163.3            | 212.5                 | 375.8 | 631.7            | 216.3                 | 847.9     |
| Feb.  | 158.9            | 194.9                 | 353.8 | 672.2            | 247.1                 | 919.3     |
| Mar.  | 181.0            | 282.5                 | 463.5 | 776.1            | 547.4                 | 1323.5    |
| Abr.  | 202.9            | 394.1                 | 597.0 | 776.3            | 824.9                 | 1591.3    |
| May.  | 216.0            | 500.5                 | 716.4 | 724.6            | 484.6                 | 1209.2    |
| Jun.  | 220.7            | 476.1                 | 696.9 | 756.0            | 229.4                 | 985.4     |
| Jul.  | 239.6            | 528.8                 | 768.3 | 821.4            | 205.0                 | 1026.5    |
| Ago.  | 228.6            | 551.8                 | 780.4 | 687.2            | 222.5                 | 909.7     |
| Sep.  | 238.3            | 495.6                 | 733.9 | 710.1            | 253.2                 | 963.3     |
| Oct.  | 225.9            | 497.8                 | 723.7 | 814.0            | 240.7                 | 1054.7    |
| Nov.  | 197.6            | 255.0                 | 452.6 | 792.1            | 307.8                 | 1099.8    |
| Dic.  | 188.3            | 197.6                 | 385.9 | 799.2            | 302.2                 | 1101.4    |
| 1988 Ene.                                     | 180.6            | 238.7                 | 419.3 | 620.6            | 244.7                 | 865.3     |
| Feb.  | 186.3            | 228.6                 | 414.9 | 722.4            | 317.2                 | 1039.6    |
| Mar.  | 229.0            | 321.1                 | 550.2 | 832.9            | 363.2                 | 1196.2    |
| Abr.  | 239.5            | 422.7                 | 662.2 | 761.4            | 271.5                 | 1032.8    |
| May.  | 245.0            | 479.0                 | 724.0 | 765.0            | 343.4                 | 1108.5    |
| Jun.  | 261.6            | 481.4                 | 743.6 | 834.8            | 265.3                 | 1100.1    |
| Jul.  | 260.9            | 550.2                 | 811.0 | 763.1            | 258.1                 | 1020.2    |
| Ago.  | 249.5            | 514.2                 | 763.6 | 629.9            | 204.3                 | 834.3     |
| Sep.  | 266.1            | 530.3                 | 796.4 | 722.5            | 238.1                 | 960.6     |
| Oct.  | 311.2            | 503.2                 | 814.4 | 814.8            | 316.2                 | 1131.0    |
| Nov.  | 238.7            | 255.7                 | 494.4 | 813.6            | 317.2                 | 1130.8    |

| TRAFICO AEREO EN LOS AEROPUERTOS DE ESPAÑA |                  |                       |        |                  |                       |           |
|--|------------------|-----------------------|--------|------------------|-----------------------|-----------|
| PASAJEROS                                  |                  |                       | Miles  | MERCANCIAS       |                       |           |
|  | Tráfico interior | Tráfico internacional | Total  | Tráfico interior | Tráfico internacional | Total     |
|  |                  |                       |        |                  |                       | Toneladas |
| 1982 Med.                                  | 1939.2           | 2188.9                | 4058.1 | 18483.1          | 11095.3               | 29578.4   |
| 1983 Med.                                  | 1903.6           | 2212.1                | 4115.7 | 17600.6          | 11584.7               | 29185.3   |
| 1984 Med.                                  | 1790.5           | 2468.2                | 4258.7 | 17341.0          | 12567.1               | 29908.1   |
| 1985 Med.                                  | 1840.3           | 2360.7                | 4201.0 | 16930.0          | 13216.1               | 30146.1   |
| 1986 Med.                                  | 1957.3           | 2467.2                | 4424.4 | 16739.6          | 12412.0               | 30258.3   |
| 1987 Med.                                  | 2145.2           | 3097.8                | 5243.0 | 14992.4          | 14009.0               | 28984.7   |
| 1985 Jun.                                  | 1932.1           | 2879.0                | 4811.1 | 17395.2          | 12460.7               | 29856.0   |
| Jul.                                       | 2242.9           | 3251.5                | 5494.4 | 16993.9          | 12505.3               | 29499.2   |
| Ago.                                       | 2145.5           | 3551.3                | 5696.8 | 13149.7          | 10719.9               | 23869.6   |
| Sep.                                       | 2218.7           | 3243.6                | 5462.3 | 15256.9          | 11246.7               | 26503.5   |
| Oct.                                       | 1980.6           | 2720.7                | 4701.2 | 17499.7          | 12944.0               | 30443.7   |
| Nov.                                       | 1526.1           | 1621.5                | 3147.6 | 16092.5          | 13368.2               | 29460.7   |
| Dic.                                       | 1547.3           | 1566.6                | 3104.0 | 16595.6          | 14749.1               | 31344.7   |
| 1986 Ene.                                  | 1595.9           | 1664.1                | 3260.0 | 14047.1          | 13524.6               | 27566.7   |
| Feb.                                       | 1490.9           | 1548.4                | 3039.3 | 15103.4          | 14816.9               | 29920.4   |
| Mar.                                       | 1837.3           | 2094.8                | 3932.1 | 18466.3          | 16250.7               | 34717.0   |
| Abr.                                       | 1893.1           | 2132.6                | 4025.7 | 19980.3          | 13244.0               | 33134.4   |
| May.                                       | 1955.0           | 3034.4                | 4989.4 | 21212.6          | 14757.0               | 35969.6   |
| Jun.                                       | 2026.4           | 3370.0                | 5396.4 | 18892.3          | 12685.6               | 31577.9   |
| Jul.                                       | 2310.2           | 3973.2                | 6283.3 | 15828.7          | 12653.4               | 28482.2   |
| Ago.                                       | 2222.5           | 4100.6                | 6323.1 | 13014.1          | 10570.6               | 23584.7   |
| Sep.                                       | 2360.5           | 3749.8                | 6110.2 | 14566.9          | 10843.4               | 25410.3   |
| Oct.                                       | 2136.4           | 3261.0                | 5397.4 | 17510.2          | 13482.6               | 30992.7   |
| Nov.                                       | 1806.7           | 1867.5                | 3674.2 | 15629.7          | 13981.1               | 29610.7   |
| Dic.                                       | 1853.4           | 1742.6                | 3595.9 | 16718.8          | 15415.4               | 32134.1   |
| 1987 Ene.                                  | 1716.9           | 1918.5                | 3635.5 | 13149.7          | 13795.3               | 26945.0   |
| Feb.                                       | 1683.1           | 1743.0                | 3426.1 | 14523.0          | 14757.4               | 29280.4   |
| Mar.                                       | 1899.0           | 2152.2                | 4051.0 | 16270.4          | 15506.1               | 31777.0   |
| Abr.                                       | 2141.4           | 2707.8                | 4849.1 | 15803.0          | 13492.5               | 29295.5   |
| May.                                       | 2165.9           | 3659.1                | 5817.9 | 16149.7          | 13729.6               | 29378.3   |
| Jun.                                       | 2277.5           | 3947.1                | 6224.6 | 14576.3          | 12302.0               | 26878.3   |
| Jul.                                       | 2537.3           | 4348.0                | 6880.3 | 15355.6          | 13154.1               | 28309.7   |
| Ago.                                       | 2469.4           | 4647.2                | 7116.6 | 12539.0          | 11153.8               | 23692.9   |
| Sep.                                       | 2547.4           | 4727.2                | 7274.6 | 13937.0          | 12138.3               | 26075.3   |
| Oct.                                       | 2334.2           | 3765.2                | 6099.4 | 16335.0          | 15820.7               | 32155.7   |
| Nov.                                       | 2030.8           | 2109.1                | 4139.9 | 15805.7          | 15222.2               | 31028.0   |
| Dic.                                       | 1949.9           | 1956.4                | 3906.4 | 15465.0          | 17535.7               | 33000.8   |
| 1988 Ene.                                  | 1911.4           | 2251.3                | 4162.8 | 12772.0          | 15057.2               | 27829.3   |
| Feb.                                       | 1949.8           | 2122.6                | 4072.4 | 13858.0          | 16332.0               | 30190.0   |
| Mar.                                       | 2343.6           | 2548.2                | 4891.8 | 16755.0          | 17416.8               | 34171.8   |
| Abr.                                       | 2378.9           | 2831.7                | 5210.6 | 16026.8          | 14462.4               | 30489.2   |
| May.                                       | 2436.0           | 3690.2                | 6126.2 | 16444.0          | 14886.9               | 31330.9   |
| Jun.                                       | 2496.7           | 4050.6                | 6547.3 | 15070.3          | 13065.2               | 28135.5   |
| Jul.                                       | 2777.3           | 4742.5                | 7519.8 | 15891.1          | 13741.3               | 29632.4   |
| Ago.                                       | 2720.5           | 4650.8                | 7371.4 | 13056.1          | 11927.7               | 24983.8   |
| Sep.                                       | 2837.3           | 4379.3                | 7216.6 | 15670.7          | 14432.0               | 30102.7   |
| Oct.                                       | 2631.4           | 3882.2                | 6513.6 | 18478.2          | 16630.9               | 35109.1   |
| Nov.                                       | 2291.4           | 2145.6                | 4437.0 | 18088.2          | 16468.9               | 34557.1   |

## MATRICULACION DE TURISMOS

Ø 1980 = 100

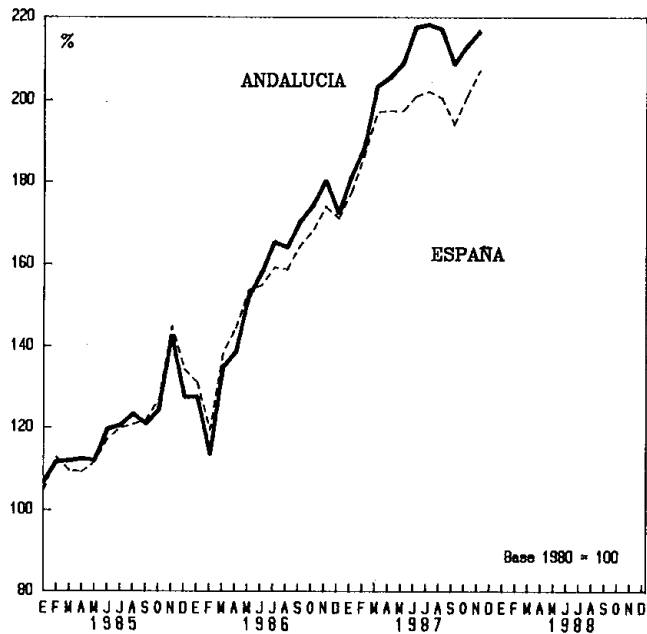
|           | ANDALUCÍA             |                                    |   |  | ESPAÑA                |                                    |   |  |
|-----------|-----------------------|------------------------------------|---|--|-----------------------|------------------------------------|---|--|
|           | Serie original<br>(1) | Serie original<br>indiciada<br>(2) | Serie desestacio-<br>nalizada<br>indiciada<br>(3) | Media móvil<br>trimestral<br>de (3)<br>(4) (*) | Serie original<br>(5) | Serie original<br>indiciada<br>(6) | Serie desestacio-<br>nalizada<br>indiciada<br>(7) | Media móvil<br>trimestral<br>de (7)<br>(8) (*) |
| 1980 Med. | 5686                  | 100.0                              |   |  | 48679                 | 100.0                              |   |  |
| 1981 Med. | 5092                  | 89.5                               |   |  | 42135                 | 86.5                               |   |  |
| 1982 Med. | 5341                  | 96.2                               |   |  | 44645                 | 91.2                               |   |  |
| 1983 Med. | 5582                  | 97.8                               |   |  | 45863                 | 94.2                               |   |  |
| 1984 Med. | 5224                  | 91.9                               |   |  | 43519                 | 89.5                               |   |  |
| 1985 Med. | 5969                  | 105.0                              |   |  | 47922                 | 98.4                               |   |  |
| 1986 Med. | 7206                  | 126.8                              |   |  | 57421                 | 118.0                              |   |  |
| 1987 Med. | 10381                 | 182.6                              |   |  |                       |                                    |   |  |
| 1986 Ene. | 3602                  | 63.4                               | 62.0  | 101.9  | 29324                 | 60.2                               | 60.5  | 92.5   |
| Feb.      | 5047                  | 88.8                               | 102.3   | 90.4   | 41089                 | 84.4                               | 96.9  | 86.4   |
| Mar.      | 7084                  | 124.6                              | 106.8   | 105.2  | 55732                 | 114.5                              | 101.9   | 99.2   |
| Abr.      | 6475                  | 113.9                              | 106.5   | 111.6  | 52388                 | 107.6                              | 98.9  | 105.3  |
| May.      | 6893                  | 121.2                              | 121.6   | 128.0  | 59408                 | 122.0                              | 115.2   | 118.8  |
| Jun.      | 7926                  | 139.4                              | 156.0   | 137.2  | 67537                 | 138.7                              | 142.4   | 127.0  |
| Jul.      | 9974                  | 175.4                              | 133.9   | 140.6  | 82716                 | 169.9                              | 123.5   | 128.8  |
| Ago.      | 6049                  | 106.4                              | 131.9   | 136.2  | 44394                 | 91.2                               | 120.6   | 125.2  |
| Sep.      | 5945                  | 104.6                              | 142.8   | 141.1  | 45734                 | 94.0                               | 131.6   | 130.7  |
| Oct.      | 8993                  | 158.2                              | 148.6   | 147.8  | 71291                 | 146.5                              | 140.0   | 137.9  |
| Nov.      | 8730                  | 153.6                              | 152.1   | 153.7  | 68449                 | 140.6                              | 142.2   | 142.0  |
| Dic.      | 9755                  | 171.6                              | 160.5   | 150.4  | 70984                 | 145.8                              | 143.8   | 136.6  |
| 1987 Ene. | 7998                  | 140.7                              | 138.7   | 162.4  | 59510                 | 122.2                              | 123.8   | 143.4  |
| Feb.      | 9233                  | 162.4                              | 187.9   | 167.0  | 68650                 | 141.0                              | 162.6   | 146.8  |
| Mar.      | 11587                 | 203.8                              | 174.4   | 185.7  | 84380                 | 173.3                              | 154.1   | 159.4  |
| Abr.      | 11893                 | 209.2                              | 194.7   | 185.1  | 86095                 | 176.9                              | 161.6   | 157.8  |
| May.      | 10429                 | 183.4                              | 186.2   | 191.3  | 80288                 | 164.9                              | 157.5   | 162.6  |
| Jun.      | 9759                  | 171.6                              | 193.1   | 187.1  | 79878                 | 164.1                              | 168.6   | 162.8  |
| Jul.      | 13752                 | 241.9                              | 182.0   | 188.2  | 110543                | 227.1                              | 162.4   | 164.8  |
| Ago.      | 8621                  | 151.6                              | 189.5   | 184.8  | 59501                 | 122.2                              | 163.6   | 162.6  |
| Sep.      | 7570                  | 133.1                              | 183.0   | 183.0  | 55764                 | 114.6                              | 161.7   | 159.8  |
| Oct.      | 10754                 | 189.1                              | 176.4   | 183.8  | 78690                 | 161.7                              | 154.0   | 159.4  |
| Nov.      | 11016                 | 193.8                              | 192.0   | 188.8  | 78445                 | 161.1                              | 162.5   | 163.9  |
| Dic.      | 12032                 | 211.6                              | 198.0   |  | 86520                 | 177.7                              | 175.3   |  |



**MATRICULACION DE VEHICULOS DE CARGA**

Ø 1980 = 100

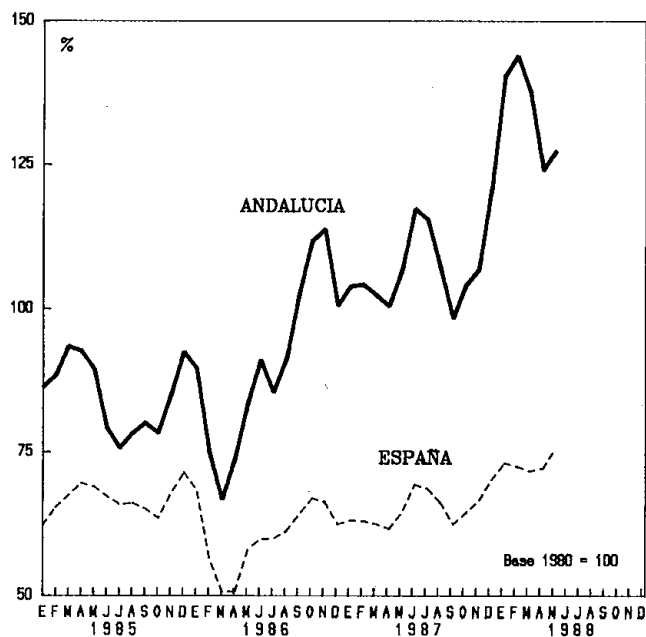
| ANDALUCIA      |                         |                                   |                               | ESPAÑA         |                         |                                   |                               |       |
|----------------|-------------------------|-----------------------------------|-------------------------------|----------------|-------------------------|-----------------------------------|-------------------------------|-------|
| Serie original | Serie original indicada | Serie desestacionalizada indicada | Media móvil trimestral de (3) | Serie original | Serie original indicada | Serie desestacionalizada indicada | Media móvil trimestral de (7) |       |
| (1)            | (2)                     | (3)                               | (4)                           | (*) (5)        | (6)                     | (7)                               | (8)                           |       |
| 1980 Med.      | 1380                    | 100.0                             |                               |                | 8789                    | 100.0                             |                               |       |
| 1981 Med.      | 1207                    | 87.5                              |                               |                | 7634                    | 87.4                              |                               |       |
| 1982 Med.      | 1332                    | 97.2                              |                               |                | 8507                    | 97.9                              |                               |       |
| 1983 Med.      | 1458                    | 105.6                             |                               |                | 9382                    | 106.7                             |                               |       |
| 1984 Med.      | 1398                    | 101.3                             |                               |                | 8694                    | 98.9                              |                               |       |
| 1985 Med.      | 1691                    | 122.7                             |                               |                | 10799                   | 122.9                             |                               |       |
| 1986 Med.      | 2088                    | 151.3                             |                               |                | 13285                   | 151.2                             |                               |       |
| 1987 Med.      | 2857                    | 207.0                             |                               |                |                         |                                   |                               |       |
| 1987 Ene.      | 1413                    | 102.4                             | 84.2                          | 127.5          | 9578                    | 109.0                             | 98.0                          | 131.0 |
| Feb.           | 1628                    | 118.0                             | 125.8                         | 113.4          | 10807                   | 123.0                             | 126.4                         | 119.4 |
| Mar.           | 1812                    | 131.3                             | 130.2                         | 134.9          | 12022                   | 136.8                             | 133.8                         | 138.3 |
| Abr.           | 2174                    | 157.5                             | 148.7                         | 138.5          | 13973                   | 159.0                             | 154.6                         | 144.4 |
| May.           | 1980                    | 143.5                             | 136.7                         | 152.0          | 13325                   | 151.6                             | 144.6                         | 153.7 |
| Jun.           | 2232                    | 161.7                             | 170.7                         | 157.8          | 13734                   | 156.3                             | 161.9                         | 154.8 |
| Jul.           | 2394                    | 173.5                             | 165.9                         | 165.3          | 15391                   | 175.1                             | 157.9                         | 159.1 |
| Ago.           | 1777                    | 128.8                             | 159.1                         | 164.0          | 10550                   | 120.0                             | 157.5                         | 158.7 |
| Sep.           | 1810                    | 131.2                             | 166.9                         | 170.3          | 11275                   | 128.3                             | 160.7                         | 164.5 |
| Oct.           | 2804                    | 203.2                             | 184.8                         | 174.3          | 17967                   | 204.4                             | 175.2                         | 168.1 |
| Nov.           | 2619                    | 189.8                             | 171.1                         | 180.3          | 15882                   | 180.7                             | 168.4                         | 173.9 |
| Dic.           | 2416                    | 175.1                             | 185.2                         | 172.3          | 14921                   | 169.8                             | 178.1                         | 171.2 |
| 1987 Ene.      | 2682                    | 194.4                             | 160.7                         | 181.4          | 16222                   | 184.6                             | 167.2                         | 177.7 |
| Feb.           | 2561                    | 185.6                             | 198.2                         | 188.4          | 16042                   | 182.5                             | 187.7                         | 186.6 |
| Mar.           | 2845                    | 206.2                             | 206.2                         | 203.4          | 18251                   | 207.6                             | 204.9                         | 197.1 |
| Abr.           | 3027                    | 219.4                             | 205.9                         | 205.5          | 18050                   | 205.4                             | 198.6                         | 197.4 |
| May.           | 2913                    | 211.1                             | 204.6                         | 208.9          | 17220                   | 195.9                             | 188.6                         | 197.4 |
| Jun.           | 2832                    | 205.3                             | 216.4                         | 217.6          | 17496                   | 199.1                             | 205.0                         | 201.0 |
| Jul.           | 3403                    | 246.6                             | 231.8                         | 218.2          | 20706                   | 235.6                             | 209.3                         | 202.1 |
| Ago.           | 2272                    | 164.7                             | 206.5                         | 217.2          | 12703                   | 144.5                             | 191.9                         | 200.5 |
| Sep.           | 2294                    | 166.3                             | 213.4                         | 208.7          | 13885                   | 158.0                             | 200.3                         | 194.1 |
| Oct.           | 3172                    | 229.9                             | 206.3                         | 213.1          | 19533                   | 222.2                             | 190.1                         | 201.1 |
| Nov.           | 3363                    | 243.7                             | 219.6                         | 216.6          | 20187                   | 229.7                             | 213.0                         | 207.2 |
| Dic.           | 2927                    | 212.1                             | 223.8                         |                | 18332                   | 208.6                             | 218.3                         |       |



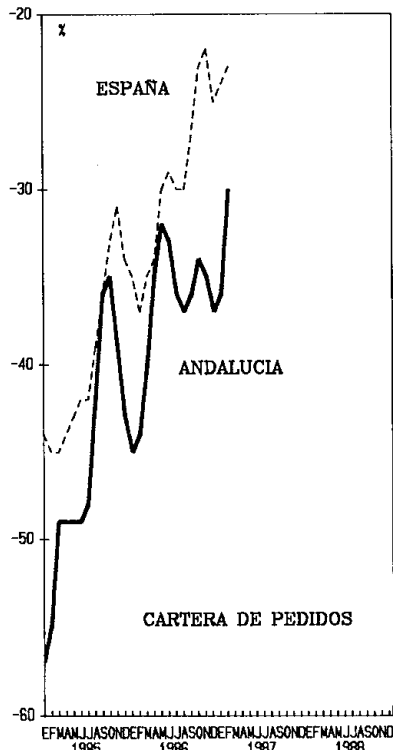
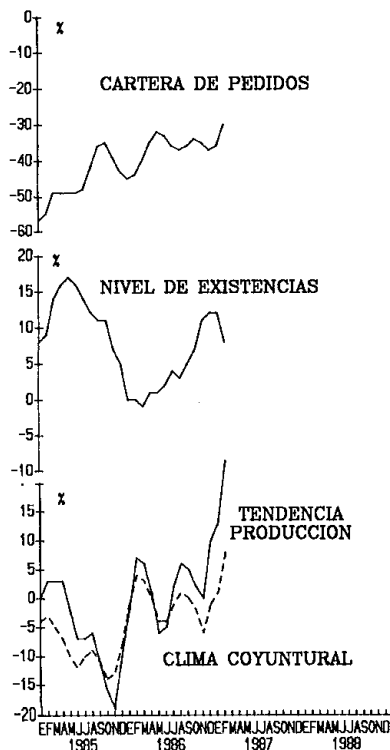
## MATRICULACION DE TRACTORES AGRICOLAS

ø 1980 = 100

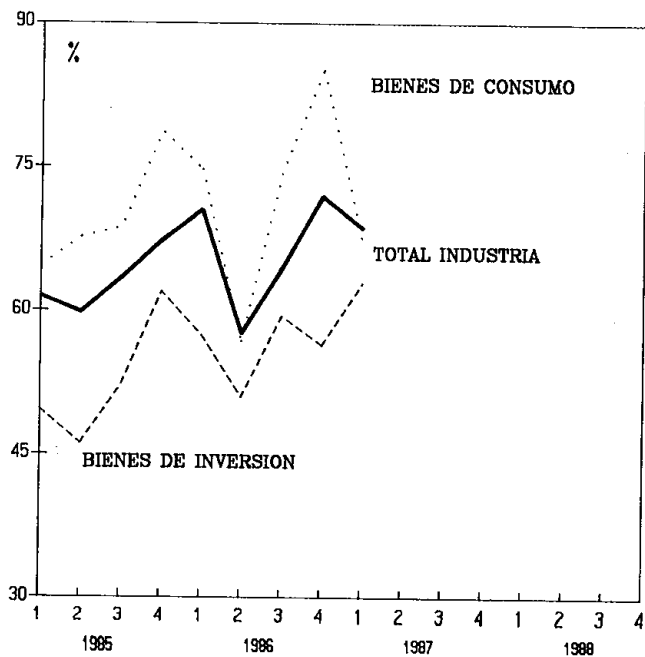
| ANDALUCÍA      |                          |                                    |                               | ESPAÑA         |                          |                                    |                               |      |
|----------------|--------------------------|------------------------------------|-------------------------------|----------------|--------------------------|------------------------------------|-------------------------------|------|
| Serie original | Serie original indiciada | Serie desestacionalizada indiciada | Media móvil trimestral de (3) | Serie original | Serie original indiciada | Serie desestacionalizada indiciada | Media móvil trimestral de (7) |      |
| (1)            | (2)                      | (3)                                | (4)                           | (5)            | (6)                      | (7)                                | (8)                           |      |
| 1980 Med.      | 338                      | 100.0                              |                               | 2788           | 100.0                    |                                    |                               |      |
| 1981 Med.      | 244                      | 72.2                               |                               | 1891           | 67.8                     |                                    |                               |      |
| 1982 Med.      | 276                      | 81.7                               |                               | 1805           | 64.7                     |                                    |                               |      |
| 1983 Med.      | 223                      | 66.0                               |                               | 1721           | 61.7                     |                                    |                               |      |
| 1984 Med.      | 233                      | 68.9                               |                               | 1729           | 62.0                     |                                    |                               |      |
| 1985 Med.      | 289                      | 85.5                               |                               | 1876           | 67.3                     |                                    |                               |      |
| 1986 Med.      | 316                      | 93.5                               |                               | 1705           | 61.2                     |                                    |                               |      |
| 1987 Med.      | 362                      | 106.9                              |                               | 1819           | 65.2                     |                                    |                               |      |
| 1987 Ene.      | 280                      | 82.8                               | 95.3                          | 103.9          | 1562                     | 56.0                               | 59.1                          | 63.1 |
| Feb.           | 290                      | 85.8                               | 109.6                         | 104.2          | 1737                     | 62.3                               | 65.9                          | 63.0 |
| Mar.           | 351                      | 103.8                              | 107.8                         | 102.4          | 1748                     | 62.7                               | 63.9                          | 62.4 |
| Abr.           | 250                      | 74.0                               | 89.7                          | 100.5          | 1465                     | 52.5                               | 57.5                          | 61.6 |
| May.           | 346                      | 102.4                              | 103.8                         | 106.6          | 1771                     | 63.5                               | 63.3                          | 64.4 |
| Jun.           | 465                      | 137.6                              | 126.1                         | 117.3          | 2036                     | 73.0                               | 72.4                          | 69.3 |
| Jul.           | 359                      | 106.1                              | 121.9                         | 115.4          | 1727                     | 61.9                               | 72.1                          | 68.6 |
| Ago.           | 255                      | 75.3                               | 98.0                          | 107.1          | 1099                     | 39.4                               | 61.4                          | 66.2 |
| Sep.           | 309                      | 91.3                               | 101.2                         | 98.4           | 1719                     | 61.6                               | 65.1                          | 62.4 |
| Oct.           | 400                      | 118.2                              | 96.1                          | 104.1          | 2279                     | 81.7                               | 60.6                          | 64.4 |
| Nov.           | 475                      | 140.3                              | 115.0                         | 106.7          | 2153                     | 77.2                               | 67.4                          | 66.5 |
| Dic.           | 558                      | 164.8                              | 109.1                         | 121.0          | 2530                     | 90.7                               | 71.6                          | 70.2 |
| 1988 Ene.      | 406                      | 120.1                              | 139.0                         | 140.4          | 1892                     | 67.9                               | 71.7                          | 73.1 |
| Feb.           | 456                      | 134.9                              | 173.2                         | 143.9          | 1997                     | 71.6                               | 76.0                          | 72.5 |
| Mar.           | 386                      | 114.2                              | 119.6                         | 137.5          | 1895                     | 68.0                               | 69.7                          | 71.7 |
| Abr.           | 333                      | 98.5                               | 119.8                         | 124.1          | 1760                     | 63.1                               | 69.4                          | 72.2 |
| May.           | 443                      | 131.1                              | 133.0                         | 127.4          | 2163                     | 77.6                               | 77.5                          | 75.7 |
| Jun.           | 476                      | 140.8                              | 129.3                         |                | 2259                     | 81.0                               | 80.1                          |      |



| ENCUESTA DE OPINIONES EMPRESARIALES<br>(Total industria) |                            |                   |                            |                      |                            |                  |                            |                       |                            |                   |
|--|----------------------------|-------------------|----------------------------|----------------------|----------------------------|------------------|----------------------------|-----------------------|----------------------------|-------------------|
|  |                            |                   |                            |                      |                            |                  |                            |                       |                            | Porcentajes netos |
| ANDALUCÍA  |                            |                   |                            |                      |                            |                  |                            |                       | ESPAÑA                     |                   |
| NIVEL CARTERA PEDIDOS                                    |                            | NIVEL EXISTENCIAS |                            | TENDENCIA PRODUCCIÓN |                            | CLIMA COYUNTURAL |                            | NIVEL CARTERA PEDIDOS |                            |                   |
| Serie original   | Media móvil trimestral (*) | Serie original    | Media móvil trimestral (*) | Serie original       | Media móvil trimestral (*) | Serie original   | Media móvil trimestral (*) | Serie original        | Media móvil trimestral (*) |                   |
| 1980 Dic.  | -45                        | -40               | 29                         | 24                   | 3                          | 1                | -13                        | -11                   | -54                        | -51               |
| 1981 Dic.  | -41                        | -41               | 14                         | 16                   | 8                          | -3               | -3                         | -10                   | -41                        | -42               |
| 1982 Dic.  | -47                        | -41               | 8                          | 7                    | -5                         | 0                | -7                         | -4                    | -40                        | -39               |
| 1983 Dic.  | -49                        | -51               | 8                          | 10                   | -8                         | -5               | -8                         | -8                    | -40                        | -39               |
| 1984 Dic.  | -54                        | -55               | 7                          | 3                    | -4                         | -6               | -6                         | -5                    | -43                        | -40               |
| 1985 Dic.  | -43                        | -43               | 0                          | 5                    | -17                        | -10              | -9                         | -8                    | -32                        | -34               |
| 1986 Dic.  | -38                        | -37               | 14                         | 12                   | -2                         | 10               | -8                         | -1                    | -23                        | -25               |
| 1985 Oct.  | -31                        | -35               | 10                         | 11                   | -21                        | -16              | -16                        | -14                   | -30                        | -33               |
| Nov.   | -43                        | -39               | 12                         | 7                    | -18                        | -19              | -15                        | -13                   | -32                        | -31               |
| Dic.   | -43                        | -43               | 0                          | 5                    | -17                        | -10              | -9                         | -8                    | -32                        | -34               |
| 1986 Ene.  | -43                        | -45               | 3                          | 0                    | 4                          | -2               | 1                          | -1                    | -39                        | -35               |
| Feb.   | -48                        | -44               | -4                         | 0                    | 7                          | 7                | 6                          | 4                     | -35                        | -37               |
| Mar.   | -41                        | -40               | 1                          | -1                   | 11                         | 6                | 5                          | 3                     | -37                        | -35               |
| Abr.   | -32                        | -35               | 1                          | 1                    | 0                          | 1                | -1                         | 0                     | -32                        | -34               |
| May.   | -33                        | -32               | 0                          | 1                    | -7                         | -6               | -4                         | -4                    | -32                        | -30               |
| Jun.   | -31                        | -33               | 1                          | 2                    | -10                        | -5               | -6                         | -4                    | -27                        | -29               |
| Jul.   | -35                        | -36               | 4                          | 4                    | 1                          | 2                | -2                         | -1                    | -29                        | -30               |
| Ago.   | -43                        | -37               | 6                          | 3                    | 14                         | 6                | 4                          | 1                     | -35                        | -30               |
| Sep.   | -33                        | -36               | 0                          | 5                    | 3                          | 5                | 2                          | 0                     | -26                        | -27               |
| Oct.   | -32                        | -34               | 9                          | 7                    | -1                         | 2                | -5                         | -2                    | -21                        | -23               |
| Nov.   | -36                        | -35               | 11                         | 11                   | 3                          | 0                | -4                         | -6                    | -23                        | -22               |
| Dic.   | -38                        | -37               | 14                         | 12                   | -2                         | 10               | -8                         | -1                    | -23                        | -25               |
| 1987 Ene.  | -37                        | -36               | 12                         | 12                   | 29                         | 13               | 9                          | 1                     | -29                        | -24               |
| Feb.   | -32                        | -30               | 10                         | 8                    | 13                         | 24               | 2                          | 8                     | -21                        | -23               |
| Mar.   | -20                        |                   | 3                          |                      | 29                         |                  | 13                         |                       | -20                        |                   |



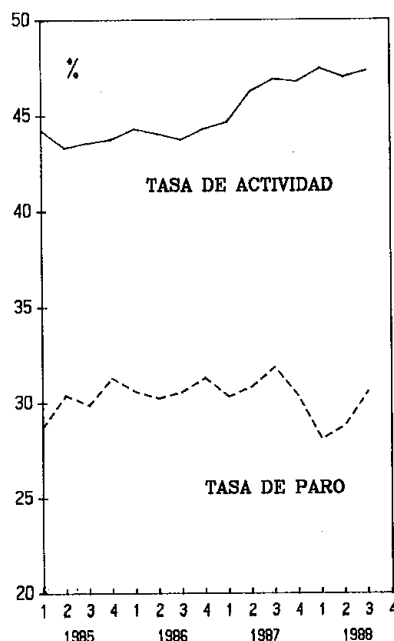
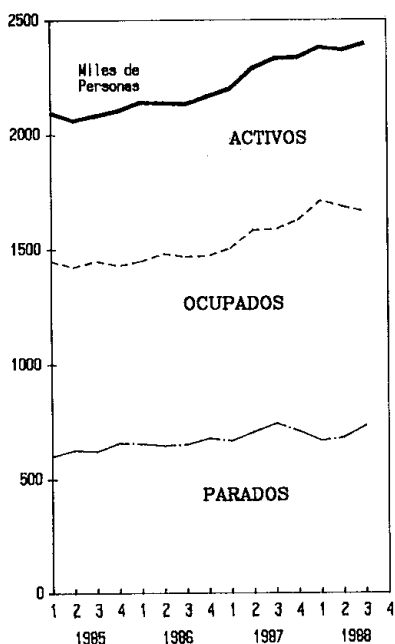
| UTILIZACIÓN DE LA CAPACIDAD PRODUCTIVA. ANDALUCIA |                        |                      |                       |                 |   |                      |                       |      |
|---|------------------------|----------------------|-----------------------|-----------------|---|----------------------|-----------------------|------|
| Porcentajes                                       |                        |                      |                       |                 |   |                      |                       |      |
| Utilización de la capacidad productiva            |                        |                      |                       |                 | Previsiones de utilización de la capacidad productiva |                      |                       |      |
| Total industria                                   | I. bienes de inversión | I. bienes de consumo | I. bienes intermedios | Total industria | I. bienes de inversión                                | I. bienes de consumo | I. bienes intermedios |      |
| (%)   | (%)                    | (%)                  |                       |                 |   |                      |                       |      |
| 1979 4Q Trim.                                     | 73.2                   | 75.7                 | 77.4                  | 68.2            | 72.7  | 74.7                 | 70.3                  | 74.0 |
| 1980 4Q Trim.                                     | 72.6                   | 54.6                 | 77.8                  | 74.8            | 74.2  | 50.1                 | 77.8                  | 80.2 |
| 1981 4Q Trim.                                     | 76.4                   | 82.5                 | 76.8                  | 73.6            | 75.0  | 83.1                 | 68.0                  | 78.3 |
| 1982 4Q Trim.                                     | 76.5                   | 76.7                 | 78.2                  | 75.1            | 75.7  | 77.1                 | 76.0                  | 74.5 |
| 1983 4Q Trim.                                     | 72.3                   | 66.0                 | 77.7                  | 71.8            | 70.8  | 62.8                 | 76.9                  | 71.1 |
| 1984 4Q Trim.                                     | 61.5                   | 47.1                 | 75.2                  | 59.7            | 59.6  | 44.6                 | 70.6                  | 60.6 |
| 1985 4Q Trim.                                     | 67.3                   | 62.0                 | 78.7                  | 61.0            | 63.4  | 56.8                 | 70.5                  | 61.7 |
| 1986 4Q Trim.                                     | 71.9                   | 56.4                 | 85.1                  | 69.7            | 67.1  | 54.8                 | 77.8                  | 65.0 |
| 1984 1Q Trim.                                     | 68.2                   | 57.5                 | 64.8                  | 78.1            | 66.8  | 46.8                 | 69.0                  | 79.3 |
| 2Q Trim.  | 62.9                   | 46.2                 | 72.8                  | 66.9            | 63.3  | 42.8                 | 69.0                  | 73.2 |
| 3Q Trim.  | 61.3                   | 49.4                 | 68.3                  | 63.8            | 60.4  | 45.5                 | 71.4                  | 61.3 |
| 4Q Trim.  | 61.5                   | 47.1                 | 75.2                  | 59.7            | 59.6  | 44.6                 | 70.6                  | 60.6 |
| 1985 1Q Trim.                                     | 61.5                   | 49.7                 | 64.7                  | 66.9            | 63.9  | 52.5                 | 68.3                  | 68.0 |
| 2Q Trim.  | 59.8                   | 46.1                 | 67.7                  | 62.4            | 59.4  | 44.8                 | 67.3                  | 62.7 |
| 3Q Trim.  | 63.4                   | 52.2                 | 68.7                  | 66.7            | 68.1  | 55.5                 | 74.0                  | 71.8 |
| 4Q Trim.  | 67.3                   | 62.0                 | 78.7                  | 61.0            | 63.4  | 56.8                 | 70.5                  | 61.7 |
| 1986 1Q Trim.                                     | 70.5                   | 57.4                 | 74.7                  | 68.2            | 43.0  | 42.8                 | 23.1                  | 72.0 |
| 2Q Trim.  | 57.6                   | 51.0                 | 56.8                  | 60.7            | 36.9  | 40.1                 | 20.5                  | 60.1 |
| 3Q Trim.  | 64.4                   | 59.4                 | 74.5                  | 58.2            | 63.6  | 55.5                 | 75.6                  | 57.7 |
| 4Q Trim.  | 71.9                   | 56.4                 | 85.1                  | 69.7            | 67.1  | 54.8                 | 77.8                  | 65.0 |
| 1987 1Q Trim.                                     | 68.6                   | 62.9                 | 67.2                  | 74.5            | 76.6  | 71.4                 | 78.1                  | 78.8 |



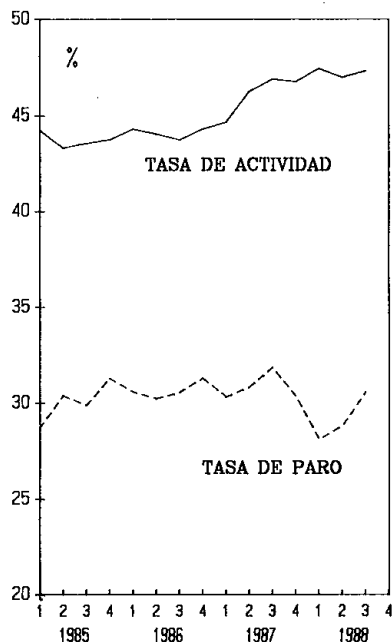
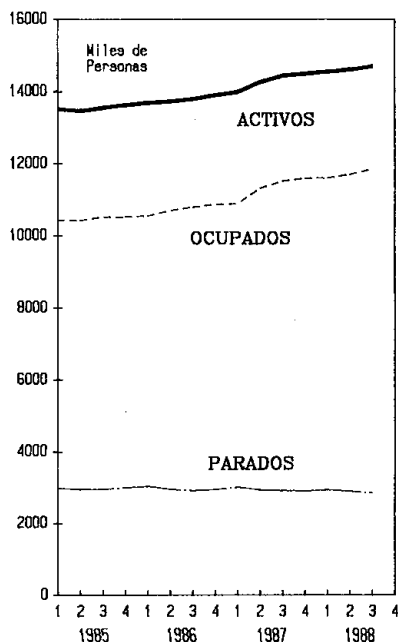
### ENCUESTA DE POBLACION ACTIVA. ANDALUCIA (Series actualizadas)

Miles de personas y porcentajes

|               | Población de 16 y más años | Todos los activos | OCUPADOS            |                    | Parados | Tasa de actividad | Tasa de paro | Diferencial de paro Andalucía España |
|---------------|----------------------------|-------------------|---------------------|--------------------|---------|-------------------|--------------|--------------------------------------|
|               |                            |                   | En sentido estricto | Activos marginales |         |                   |              |                                      |
|               |                            | (*)               | (*)                 |                    | (*)     | (*)               | (*)          |                                      |
| 1981 Med.     | 4447.6                     | 1934.2            | 1526.8              | 14.1               | 393.4   | 43.5              | 20.4         | 6.0                                  |
| 1982 Med.     | 4520.9                     | 1959.2            | 1531.7              | 16.0               | 41.6    | 43.4              | 21.0         | 4.8                                  |
| 1983 Med.     | 4602.9                     | 2004.6            | 1526.2              | 15.6               | 462.8   | 43.6              | 23.1         | 5.3                                  |
| 1984 Med.     | 4687.8                     | 2025.7            | 1411.2              | 13.6               | 601.0   | 43.2              | 29.7         | 9.1                                  |
| 1985 Med.     | 4771.7                     | 2085.6            | 1439.2              | 19.4               | 627.1   | 43.7              | 30.1         | 8.1                                  |
| 1986 Med.     | 4863.1                     | 2144.4            | 1467.9              | 18.8               | 657.8   | 44.1              | 30.7         | 9.2                                  |
| 1987 Med.     | 4957.1                     | 2288.0            | 1575.6              | 0.0                | 705.8   | 46.2              | 30.9         | 10.3                                 |
| 1985 1º Trim. | 4735.2                     | 2094.2            | 1449.4              | 43.5               | 601.1   | 44.2              | 28.7         | 6.6                                  |
| 2º Trim.      | 4760.9                     | 2061.6            | 1425.4              | 9.8                | 626.5   | 43.3              | 30.4         | 8.5                                  |
| 3º Trim.      | 4781.9                     | 2083.0            | 1450.5              | 10.0               | 622.4   | 43.6              | 29.9         | 8.1                                  |
| 4º Trim.      | 4808.9                     | 2103.7            | 1431.3              | 14.2               | 658.3   | 43.7              | 31.3         | 9.3                                  |
| 1986 1º Trim. | 4831.7                     | 2140.3            | 1450.1              | 35.5               | 654.7   | 44.3              | 30.6         | 8.4                                  |
| 2º Trim.      | 4852.6                     | 2137.0            | 1480.8              | 9.9                | 646.3   | 44.0              | 30.2         | 8.7                                  |
| 3º Trim.      | 4877.1                     | 2133.2            | 1468.5              | 12.8               | 652.0   | 43.7              | 30.6         | 9.5                                  |
| 4º Trim.      | 4890.9                     | 2167.0            | 1472.1              | 16.9               | 678.1   | 44.3              | 31.3         | 10.1                                 |
| 1987 1º Trim. | 4923.4                     | 2198.8            | 1505.8              | 26.2               | 666.8   | 44.7              | 30.3         | 8.8                                  |
| 2º Trim.      | 4945.8                     | 2288.3            | 1582.8              | 0.0                | 705.5   | 46.3              | 30.8         | 10.2                                 |
| 3º Trim.      | 4968.3                     | 2330.3            | 1587.5              | 0.0                | 742.5   | 46.9              | 31.9         | 11.7                                 |
| 4º Trim.      | 4990.9                     | 2334.6            | 1626.1              | 0.0                | 708.5   | 46.8              | 30.4         | 10.2                                 |
| 1988 1º Trim. | 5013.5                     | 2378.6            | 1710.1              | 0.0                | 668.5   | 47.4              | 28.1         | 7.9                                  |
| 2º Trim.      | 5036.3                     | 2367.2            | 1685.1              | 0.0                | 682.0   | 47.0              | 28.8         | 9.0                                  |
| 3º Trim.      | 5059.2                     | 2394.6            | 1662.5              | 0.0                | 732.3   | 47.3              | 30.6         | 11.2                                 |



| ENCUESTA DE POBLACION ACTIVA. ESPAÑA |                            |                   |                     |                    |         |                   |              |      |     |     |
|--------------------------------------|----------------------------|-------------------|---------------------|--------------------|---------|-------------------|--------------|------|-----|-----|
| (Series actualizadas)                |                            |                   |                     |                    |         |                   |              |      |     |     |
| Miles de personas y porcentajes      |                            |                   |                     |                    |         |                   |              |      |     |     |
|                                      | Población de 16 y más años | Todos los activos | OCUPADOS            |                    | Parados | Tasa de actividad | Tasa de paro |      |     |     |
|                                      |                            |                   | En sentido estricto | Activos marginales |         |                   |              | (*)  | (*) |     |
| (1)                                  | (2)                        | (*)               | (3)                 | (*)                | (4)     | (5)               | (*)          | (6)  | (*) | (7) |
| 1981 Med.                            | 27115.2                    | 13045.0           | 11094.3             | 77.4               | 1873.4  | 48.1              |              | 14.4 |     |     |
| 1982 Med.                            | 27487.8                    | 13205.9           | 10985.6             | 75.5               | 2144.8  | 48.1              |              | 16.2 |     |     |
| 1983 Med.                            | 27837.3                    | 13352.4           | 10903.4             | 59.5               | 2369.1  | 48.0              |              | 17.8 |     |     |
| 1984 Med.                            | 28202.6                    | 13436.8           | 10580.7             | 87.5               | 2768.5  | 47.7              |              | 20.6 |     |     |
| 1985 Med.                            | 28582.8                    | 13541.5           | 10479.5             | 91.2               | 2970.8  | 47.3              |              | 22.0 |     |     |
| 1986 Med.                            | 28907.8                    | 13781.2           | 10732.0             | 88.5               | 2960.8  | 47.7              |              | 21.5 |     |     |
| 1987 Med.                            | 29306.8                    | 14297.8           | 11332.9             | 0.0                | 2942.5  | 48.8              |              | 20.6 |     |     |
| 1985 1Q Trím.                        | 28428.6                    | 13518.6           | 10433.5             | 103.7              | 2981.4  | 47.6              |              | 22.1 |     |     |
| 2Q Trím.                             | 28547.8                    | 13467.6           | 10430.1             | 84.9               | 2952.6  | 47.0              |              | 21.9 |     |     |
| 3Q Trím.                             | 28629.5                    | 13551.0           | 10525.4             | 76.2               | 2949.4  | 47.3              |              | 21.8 |     |     |
| 4Q Trím.                             | 28725.3                    | 13628.9           | 10529.1             | 100.1              | 2999.8  | 47.4              |              | 22.0 |     |     |
| 1986 1Q Trím.                        | 28777.7                    | 13691.3           | 10555.6             | 99.1               | 3036.6  | 47.5              |              | 22.2 |     |     |
| 2Q Trím.                             | 28855.4                    | 13729.4           | 10705.1             | 74.0               | 2950.3  | 47.6              |              | 21.5 |     |     |
| 3Q Trím.                             | 28945.5                    | 13799.3           | 10798.7             | 87.9               | 2912.7  | 47.7              |              | 21.1 |     |     |
| 4Q Trím.                             | 29052.7                    | 13904.8           | 10868.5             | 92.8               | 2943.5  | 47.9              |              | 21.2 |     |     |
| 1987 1Q Trím.                        | 29149.9                    | 13988.0           | 10886.7             | 90.0               | 3011.3  | 48.0              |              | 21.5 |     |     |
| 2Q Trím.                             | 29265.2                    | 14266.0           | 11329.6             | 0.0                | 2936.5  | 48.8              |              | 20.6 |     |     |
| 3Q Trím.                             | 29359.0                    | 14439.5           | 11521.3             | 0.0                | 2918.3  | 49.2              |              | 20.2 |     |     |
| 4Q Trím.                             | 29453.0                    | 14497.8           | 11593.9             | 0.0                | 2903.9  | 49.2              |              | 20.0 |     |     |
| 1988 1Q Trím.                        | 29547.3                    | 14552.9           | 11611.7             | 0.0                | 2941.3  | 49.3              |              | 20.2 |     |     |
| 2Q Trím.                             | 29740.4                    | 14607.5           | 11708.5             | 0.0                | 2899.0  | 49.1              |              | 19.6 |     |     |
| 3Q Trím.                             | 29836.0                    | 14701.0           | 11850.9             | 0.0                | 2850.1  | 49.3              |              | 19.4 |     |     |

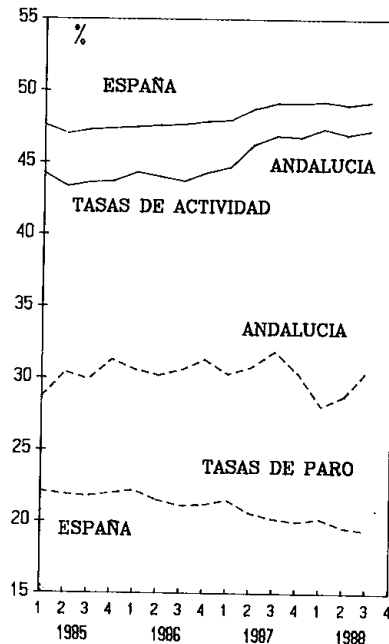
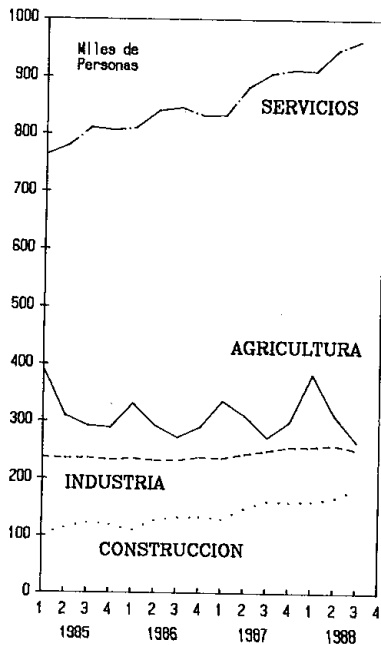


**E.P.A. ANDALUCIA. POBLACION DE 16 Y MAS AÑOS QUE TRABAJA, POR SECTORES ECONOMICOS**

(Series actualizadas)

Miles de personas

|               | Población que trabaja total | Agricultura | Industria | Construcción | Servicios |
|---------------|-----------------------------|-------------|-----------|--------------|-----------|
| 1981 Med.     | 1543.9                      | 360.9       | 258.0     | 167.4        | 757.6     |
| 1982 Med.     | 1551.4                      | 347.2       | 255.8     | 177.2        | 771.2     |
| 1983 Med.     | 1545.1                      | 332.7       | 251.0     | 174.2        | 787.3     |
| 1984 Med.     | 1427.1                      | 287.5       | 242.2     | 112.5        | 784.9     |
| 1985 Med.     | 1460.4                      | 320.4       | 235.1     | 114.7        | 790.3     |
| 1986 Med.     | 1488.0                      | 296.1       | 233.8     | 125.6        | 832.4     |
| 1985 1º Trim. | 1494.6                      | 391.4       | 236.7     | 102.3        | 764.2     |
| 2º Trim.      | 1437.9                      | 309.4       | 235.1     | 113.7        | 779.7     |
| 3º Trim.      | 1461.6                      | 291.9       | 235.8     | 122.9        | 811.0     |
| 4º Trim.      | 1447.6                      | 288.7       | 232.8     | 119.8        | 806.3     |
| 1986 1º Trim. | 1486.3                      | 330.9       | 234.9     | 109.7        | 810.8     |
| 2º Trim.      | 1491.8                      | 292.3       | 231.5     | 127.4        | 840.6     |
| 3º Trim.      | 1482.3                      | 271.5       | 232.1     | 132.6        | 846.1     |
| 4º Trim.      | 1491.4                      | 289.8       | 236.8     | 132.8        | 832.1     |
| 1987 1º Trim. | 1534.2                      | 335.6       | 235.6     | 129.2        | 833.7     |
| 2º Trim.      | 1582.8                      | 309.7       | 242.8     | 147.8        | 882.5     |
| 3º Trim.      | 1587.5                      | 271.6       | 248.8     | 161.2        | 905.9     |
| 4º Trim.      | 1626.1                      | 298.8       | 255.4     | 159.6        | 912.4     |
| 1988 1º Trim. | 1710.1                      | 381.9       | 256.1     | 161.3        | 910.8     |
| 2º Trim.      | 1685.1                      | 310.6       | 259.4     | 167.3        | 947.8     |
| 3º Trim.      | 1662.5                      | 265.0       | 251.3     | 183.4        | 962.8     |



## E.P.A. ANDALUCIA. OCUPADOS POR SEXO Y GRUPOS DE EDAD

(Series actualizadas)

Miles de personas

|               | Ocupados | SEXO    |         | GRUPOS DE EDAD  |                 |                 |                  |
|---------------|----------|---------|---------|-----------------|-----------------|-----------------|------------------|
|               |          | Varones | Mujeres | de 16 a 19 años | de 20 a 24 años | de 25 a 54 años | de 55 años y más |
| 1981 Med.     | 1540.9   | 1194.6  | 346.3   | 213.0           | 169.9           | 997.3           | 260.7            |
| 1982 Med.     | 1547.7   | 1195.4  | 352.3   | 105.4           | 165.4           | 1027.1          | 249.8            |
| 1983 Med.     | 1541.8   | 1177.2  | 364.9   | 99.6            | 162.5           | 1036.1          | 243.7            |
| 1984 Med.     | 1424.7   | 1066.1  | 358.6   | 82.9            | 150.3           | 966.7           | 224.9            |
| 1985 Med.     | 1458.5   | 1087.9  | 370.7   | 77.1            | 155.7           | 996.5           | 231.8            |
| 1986 Med.     | 1486.7   | 1113.8  | 372.9   | 81.0            | 168.4           | 1010.4          | 226.9            |
| 1987 Med.     | 1582.1   | 1176.7  | 405.3   | 92.7            | 193.9           | 1073.2          | 222.3            |
| 1986 1º Trim. | 1485.6   | 1098.4  | 387.3   | 81.8            | 155.4           | 1016.2          | 232.2            |
| 2º Trim.      | 1490.7   | 1110.0  | 380.7   | 81.9            | 167.2           | 1017.9          | 223.7            |
| 3º Trim.      | 1481.3   | 1116.0  | 365.3   | 80.2            | 175.2           | 1003.5          | 222.3            |
| 4º Trim.      | 1489.0   | 1130.6  | 358.4   | 80.0            | 175.6           | 1004.0          | 229.4            |
| 1987 1º Trim. | 1531.9   | 1157.7  | 374.2   | 85.4            | 182.9           | 1038.8          | 224.7            |
| 2º Trim.      | 1582.8   | 1174.1  | 408.6   | 95.9            | 193.6           | 1067.1          | 226.2            |
| 3º Trim.      | 1587.5   | 1177.2  | 410.3   | 94.8            | 195.9           | 1082.5          | 214.3            |
| 4º Trim.      | 1626.1   | 1197.8  | 428.3   | 94.5            | 203.1           | 1104.5          | 223.9            |
| 1988 1º Trim. | 1710.1   | 1235.0  | 475.1   | 98.3            | 225.7           | 1147.6          | 238.6            |
| 2º Trim.      | 1685.1   | 1225.3  | 459.9   | 97.7            | 222.6           | 1126.8          | 238.0            |
| 3º Trim.      | 1662.5   | 1216.5  | 446.0   | 93.0            | 222.2           | 1101.1          | 246.3            |

## E.P.A. ANDALUCIA. OCUPADOS POR SITUACION PROFESIONAL

(Series actualizadas)

Miles de personas

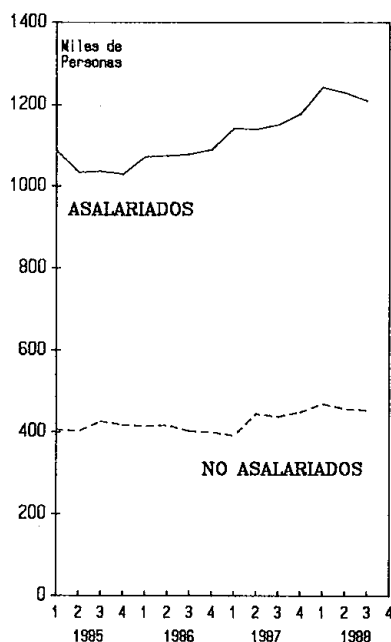
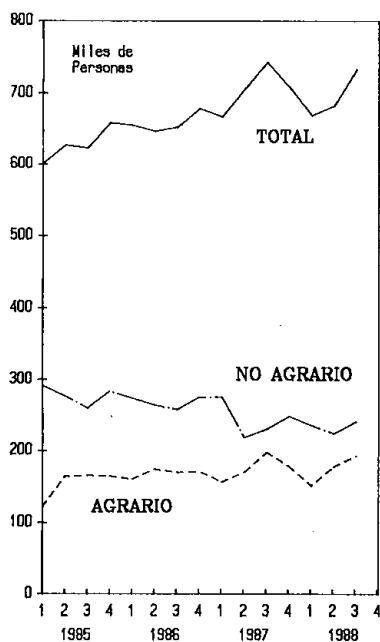
|               | Todos los activos ocupados | SITUACION PROFESIONAL                     |                   |             |       |
|---------------|----------------------------|---|-------------------|-------------|-------|
|               |                            | Empleadores y empresarios sin asalariados | Ayudas familiares | Asalariados | Otros |
| 1981 Med.     | 1540.9                     | 328.8                                     | 84.7              | 1170.8      | 6.5   |
| 1982 Med.     | 1547.7                     | 326.9                                     | 82.2              | 1133.1      | 5.5   |
| 1983 Med.     | 1541.3                     | 326.0                                     | 81.6              | 1102.2      | 7.1   |
| 1984 Med.     | 1424.7                     | 321.7                                     | 77.7              | 1019.3      | 6.0   |
| 1985 Med.     | 1458.6                     | 328.6                                     | 78.0              | 1046.3      | 5.8   |
| 1986 Med.     | 1486.7                     | 327.4                                     | 73.5              | 1078.8      | 7.0   |
| 1987 Med.     | 1582.1                     | 344.6                                     | 81.9              | 1152.0      | 3.5   |
| 1986 1º Trim. | 1485.6                     | 329.3                                     | 78.7              | 1071.8      | 5.9   |
| 2º Trim.      | 1490.7                     | 332.6                                     | 78.1              | 1074.7      | 5.4   |
| 3º Trim.      | 1481.3                     | 325.4                                     | 67.6              | 1079.0      | 9.2   |
| 4º Trim.      | 1489.0                     | 322.4                                     | 69.6              | 1089.5      | 7.4   |
| 1987 1º Trim. | 1531.9                     | 321.1                                     | 65.1              | 1141.1      | 4.6   |
| 2º Trim.      | 1582.8                     | 349.2                                     | 89.8              | 1139.3      | 4.5   |
| 3º Trim.      | 1587.5                     | 351.4                                     | 82.9              | 1150.3      | 2.9   |
| 4º Trim.      | 1626.1                     | 356.9                                     | 89.7              | 1177.5      | 2.0   |
| 1988 1º Trim. | 1710.1                     | 362.0                                     | 102.0             | 1242.4      | 3.6   |
| 2º Trim.      | 1685.1                     | 361.8                                     | 91.1              | 1229.0      | 3.2   |
| 3º Trim.      | 1662.5                     | 358.6                                     | 90.6              | 1209.5      | 3.8   |

## E.P.A. ANDALUCIA. PARADOS POR SECTORES ECONOMICOS

(Series actualizadas)

Miles de personas

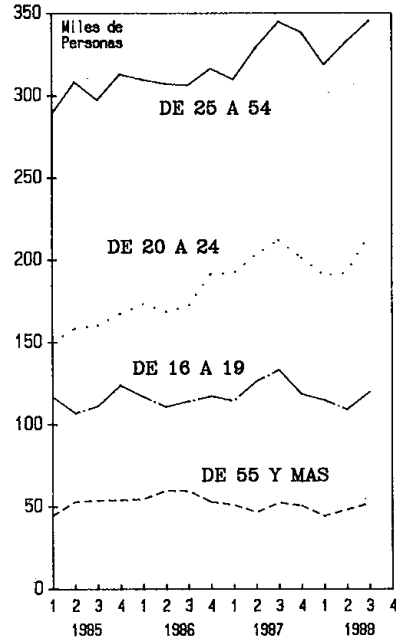
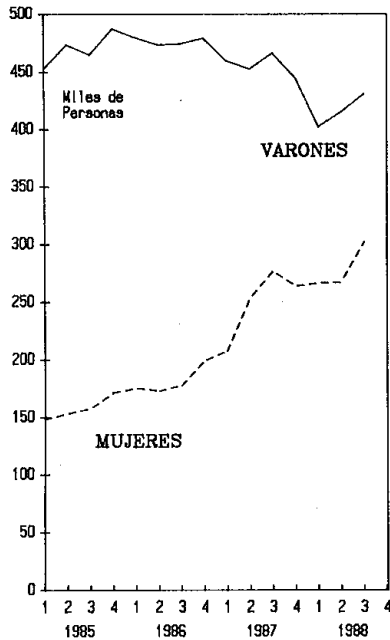
|               | Total | SECTORES ECONOMICOS    |                  |                     |                  |                        | Paro no agrario<br>(2+3+4) | (*) |
|---------------|-------|------------------------|------------------|---------------------|------------------|------------------------|----------------------------|-----|
|               |       | Agricultura<br>(*) (1) | Industria<br>(2) | Construcción<br>(3) | Servicios<br>(4) | No clasificados<br>(5) |                            |     |
| 1981 Med.     | 393.4 | 79.4                   | 37.1             | 88.6                | 81.5             | 106.9                  | 207.2                      |     |
| 1982 Med.     | 411.5 | 63.5                   | 41.7             | 84.5                | 93.2             | 128.7                  | 219.4                      |     |
| 1983 Med.     | 462.8 | 69.1                   | 47.6             | 90.9                | 96.6             | 158.6                  | 235.1                      |     |
| 1984 Med.     | 601.0 | 143.9                  | 50.7             | 115.7               | 106.0            | 184.7                  | 272.4                      |     |
| 1985 Med.     | 627.1 | 154.0                  | 55.6             | 105.3               | 116.6            | 195.6                  | 277.5                      |     |
| 1986 Med.     | 657.8 | 169.0                  | 53.9             | 90.2                | 123.0            | 219.5                  | 267.1                      |     |
| 1987 Med.     | 705.8 | 175.6                  | 44.4             | 73.1                | 125.0            | 287.6                  | 242.5                      |     |
| 1985 1Q Trim. | 601.1 | 122.1                  | 55.7             | 116.6               | 118.8            | 187.8                  | 291.1                      |     |
| 2Q Trim.      | 626.5 | 164.3                  | 55.1             | 107.1               | 114.3            | 185.8                  | 276.5                      |     |
| 3Q Trim.      | 622.4 | 165.3                  | 56.2             | 96.0                | 106.9            | 198.0                  | 259.1                      |     |
| 4Q Trim.      | 658.3 | 164.3                  | 55.4             | 101.5               | 126.3            | 210.8                  | 283.2                      |     |
| 1986 1Q Trim. | 654.7 | 160.5                  | 53.5             | 90.3                | 129.3            | 212.1                  | 273.1                      |     |
| 2Q Trim.      | 646.3 | 174.2                  | 55.7             | 90.2                | 117.5            | 208.7                  | 263.4                      |     |
| 3Q Trim.      | 652.0 | 169.7                  | 53.3             | 86.6                | 117.2            | 225.2                  | 257.1                      |     |
| 4Q Trim.      | 678.1 | 171.1                  | 53.1             | 93.6                | 128.1            | 232.1                  | 274.8                      |     |
| 1987 1Q Trim. | 666.8 | 156.5                  | 52.9             | 89.4                | 132.9            | 235.1                  | 275.2                      |     |
| 2Q Trim.      | 705.5 | 170.0                  | 41.4             | 61.8                | 114.8            | 317.5                  | 218.0                      |     |
| 3Q Trim.      | 742.5 | 197.6                  | 41.6             | 69.7                | 118.6            | 315.0                  | 229.9                      |     |
| 4Q Trim.      | 708.5 | 178.2                  | 41.8             | 71.7                | 133.8            | 283.0                  | 247.3                      |     |
| 1988 1Q Trim. | 668.5 | 151.3                  | 39.6             | 63.3                | 132.2            | 282.1                  | 235.1                      |     |
| 2Q Trim.      | 682.0 | 178.2                  | 38.4             | 61.3                | 124.4            | 279.8                  | 224.1                      |     |
| 3Q Trim.      | 732.3 | 192.8                  | 42.6             | 61.8                | 136.4            | 298.9                  | 240.8                      |     |



**E.P.A. ANDALUCIA. PARADOS POR GRUPOS DE EDAD Y SEXO**

Miles de personas

|               | Total | SEXO    |         | GRUPOS DE EDAD  |                 |                 |                  |
|---------------|-------|---------|---------|-----------------|-----------------|-----------------|------------------|
|               |       | Varones | Mujeres | de 16 a 19 años | de 20 a 24 años | de 25 a 54 años | de 55 años y más |
| 1981 Med.     | 393.4 | 306.4   | 87.0    | 108.6           | 95.4            | 160.5           | 28.9             |
| 1982 Med.     | 411.5 | 315.0   | 96.5    | 108.8           | 106.1           | 170.6           | 26.2             |
| 1983 Med.     | 462.8 | 346.0   | 116.8   | 118.8           | 123.1           | 193.5           | 27.5             |
| 1984 Med.     | 601.0 | 459.7   | 141.4   | 124.0           | 155.8           | 273.9           | 47.3             |
| 1985 Med.     | 627.1 | 469.5   | 157.6   | 114.7           | 159.2           | 301.9           | 51.4             |
| 1986 Med.     | 657.8 | 476.6   | 181.2   | 114.7           | 176.4           | 309.9           | 56.7             |
| 1987 Med.     | 705.8 | 455.5   | 250.2   | 123.0           | 202.1           | 330.6           | 50.2             |
|               |       |         |         |                 |                 |                 |                  |
| 1985 1º Trim. | 601.1 | 452.8   | 148.3   | 116.8           | 150.3           | 289.2           | 44.7             |
| 2º Trim.      | 626.5 | 473.2   | 153.3   | 106.9           | 158.4           | 308.2           | 53.0             |
| 3º Trim.      | 622.4 | 464.8   | 157.6   | 111.1           | 160.4           | 297.3           | 53.8             |
| 4º Trim.      | 658.3 | 487.0   | 171.3   | 123.8           | 167.5           | 312.9           | 54.0             |
|               |       |         |         |                 |                 |                 |                  |
| 1986 1º Trim. | 654.7 | 479.6   | 175.1   | 116.9           | 173.3           | 309.7           | 54.7             |
| 2º Trim.      | 646.3 | 473.4   | 172.9   | 110.7           | 168.7           | 307.1           | 59.8             |
| 3º Trim.      | 652.0 | 474.3   | 177.7   | 114.0           | 172.1           | 306.3           | 59.5             |
| 4º Trim.      | 678.1 | 478.9   | 199.1   | 117.1           | 191.6           | 316.5           | 52.8             |
|               |       |         |         |                 |                 |                 |                  |
| 1987 1º Trim. | 666.8 | 459.3   | 207.5   | 114.3           | 191.7           | 309.9           | 51.0             |
| 2º Trim.      | 705.5 | 452.3   | 253.2   | 126.3           | 203.4           | 329.3           | 46.6             |
| 3º Trim.      | 742.5 | 466.0   | 276.5   | 133.2           | 212.0           | 344.7           | 52.5             |
| 4º Trim.      | 708.5 | 444.6   | 263.8   | 118.3           | 201.2           | 338.4           | 50.6             |
|               |       |         |         |                 |                 |                 |                  |
| 1988 1º Trim. | 668.5 | 402.3   | 266.2   | 114.7           | 190.7           | 318.7           | 44.3             |
| 2º Trim.      | 682.0 | 415.1   | 266.9   | 109.0           | 192.0           | 332.7           | 48.3             |
| 3º Trim.      | 732.3 | 430.6   | 301.7   | 119.7           | 215.5           | 345.2           | 52.0             |



## VI. MERCADO DE TRABAJO

VI-7

## E.P.A. RESULTADOS POR GRUPOS DE EDAD Y SEXO. ANDALUCIA

|          |                 | Miles de personas |        |        |          |        |        | TASA DE ACTIVIDAD |       |       |                   |      |      | TASA DE PARO |      |      |      |  |  |
|----------|-----------------|-------------------|--------|--------|----------|--------|--------|-------------------|-------|-------|-------------------|------|------|--------------|------|------|------|--|--|
|          |                 | ACTIVOS           |        |        | OCUPADOS |        |        | PARADOS           |       |       | TASA DE ACTIVIDAD |      |      | TASA DE PARO |      |      |      |  |  |
|          |                 | a.s.              | v.     | m.     | a.s.     | v.     | m.     | a.s.              | v.    | m.    | a.s.              | v.   | m.   | a.s.         | v.   | m.   |      |  |  |
| 1987     | 2º Trim.        | De 16 a 19 años   | 222.1  | 119.5  | 102.6    | 95.9   | 52.9   | 43.0              | 126.3 | 66.6  | 59.7              | 41.9 | 45.1 | 38.8         | 56.9 | 55.7 | 58.2 |  |  |
|          |                 | De 20 a 24 años   | 397.0  | 241.3  | 155.8    | 193.6  | 121.4  | 72.2              | 203.4 | 119.8 | 83.5              | 64.4 | 73.9 | 53.6         | 51.2 | 49.6 | 53.6 |  |  |
|          |                 | De 25 a 54 años   | 1396.4 | 1047.3 | 349.1    | 1067.1 | 820.6  | 246.5             | 329.3 | 226.7 | 107.6             | 60.9 | 92.0 | 30.3         | 23.6 | 21.6 | 29.4 |  |  |
|          |                 | De 55 y más       | 272.7  | 218.4  | 54.3     | 226.2  | 179.3  | 46.9              | 46.6  | 39.2  | 7.4               | 18.1 | 32.8 | 6.4          | 17.1 | 17.9 | 13.6 |  |  |
|          |                 | TOTAL             | 2288.3 | 1426.4 | 661.8    | 1582.8 | 1174.1 | 408.6             | 705.5 | 452.3 | 253.2             | 46.3 | 67.9 | 26.0         | 30.8 | 27.8 | 38.3 |  |  |
| 3º Trim. | De 16 a 19 años | 228.1             | 123.1  | 104.9  | 94.8     | 52.7   | 42.1   | 133.2             | 70.4  | 62.8  | 43.8              | 47.1 | 40.4 | 58.4         | 57.2 | 59.9 |      |  |  |
|          | De 20 a 24 años | 407.9             | 242.7  | 165.2  | 195.9    | 123.9  | 72.0   | 212.0             | 118.9 | 93.2  | 66.3              | 75.6 | 56.2 | 52.0         | 49.0 | 56.4 |      |  |  |
|          | De 25 a 54 años | 1427.2            | 1064.3 | 363.0  | 1082.5   | 830.7  | 251.8  | 344.7             | 233.5 | 111.2 | 62.0              | 92.5 | 31.5 | 24.2         | 21.9 | 30.6 |      |  |  |
|          | De 55 y más     | 266.8             | 213.1  | 53.7   | 214.3    | 169.9  | 44.4   | 52.5              | 43.2  | 9.4   | 16.8              | 31.5 | 6.3  | 19.7         | 20.3 | 17.5 |      |  |  |
|          | TOTAL           | 2330.0            | 1643.2 | 686.9  | 1587.5   | 1177.2 | 410.3  | 742.5             | 466.0 | 276.5 | 46.9              | 68.2 | 26.9 | 31.9         | 28.4 | 40.3 |      |  |  |
| 4º Trim. | De 16 a 19 años | 212.9             | 116.2  | 96.7   | 94.5     | 53.4   | 41.1   | 118.3             | 62.8  | 55.6  | 41.6              | 44.5 | 38.7 | 55.6         | 54.0 | 57.5 |      |  |  |
|          | De 20 a 24 años | 404.3             | 239.3  | 165.0  | 203.1    | 127.4  | 75.7   | 201.2             | 119.9 | 89.3  | 65.8              | 75.7 | 55.3 | 49.8         | 50.1 | 54.1 |      |  |  |
|          | De 25 a 54 años | 1442.9            | 1069.2 | 373.7  | 1104.5   | 840.7  | 263.8  | 338.4             | 228.5 | 109.9 | 62.5              | 92.5 | 32.4 | 23.5         | 21.4 | 29.4 |      |  |  |
|          | De 55 y más     | 274.5             | 217.8  | 56.8   | 223.9    | 176.3  | 47.7   | 50.6              | 41.5  | 9.1   | 17.6              | 31.7 | 6.5  | 18.4         | 19.1 | 16.0 |      |  |  |
|          | TOTAL           | 2334.6            | 1642.5 | 692.2  | 1626.1   | 1197.8 | 428.3  | 708.5             | 444.6 | 263.8 | 46.8              | 67.9 | 26.9 | 30.3         | 27.1 | 38.1 |      |  |  |
| Med.     | De 16 a 19 años | 215.7             | 119.8  | 95.9   | 91.5     | 52.1   | 39.4   | 123.0             | 67.3  | 55.8  | 41.3              | 45.6 | 37.0 | 57.0         | 56.2 | 58.2 |      |  |  |
|          | De 20 a 24 años | 395.9             | 240.2  | 155.8  | 192.4    | 122.6  | 69.8   | 202.1             | 118.9 | 85.1  | 64.5              | 74.5 | 53.3 | 51.0         | 49.5 | 54.6 |      |  |  |
|          | De 25 a 54 años | 1403.8            | 1034.7 | 349.1  | 1070.3   | 824.8  | 245.6  | 330.6             | 229.1 | 101.5 | 61.2              | 92.4 | 30.3 | 23.6         | 21.7 | 29.1 |      |  |  |
|          | De 55 y más     | 272.4             | 217.6  | 54.9   | 221.2    | 175.0  | 46.3   | 50.2              | 42.3  | 7.9   | 17.6              | 32.3 | 6.4  | 18.4         | 19.4 | 14.4 |      |  |  |
|          | TOTAL           | 2287.9            | 1632.3 | 655.7  | 1575.6   | 1174.5 | 401.1  | 705.8             | 455.5 | 250.2 | 46.2              | 68.0 | 25.6 | 30.8         | 27.9 | 38.2 |      |  |  |
| 1988     | 1º Trim.        | De 16 a 19 años   | 212.9  | 115.4  | 97.6     | 98.3   | 55.0   | 43.3              | 114.7 | 60.4  | 54.3              | 40.7 | 41.9 | 39.3         | 53.9 | 52.3 | 55.6 |  |  |
|          | De 20 a 24 años | 416.4             | 243.2  | 173.2  | 225.7    | 138.1  | 87.6   | 190.7             | 105.1 | 85.6  | 66.9              | 75.9 | 57.4 | 45.8         | 43.2 | 49.4 |      |  |  |
|          | De 25 a 54 años | 1466.3            | 1059.9 | 406.4  | 1147.6   | 858.6  | 288.9  | 318.7             | 201.3 | 117.5 | 63.4              | 92.4 | 34.9 | 21.7         | 19.0 | 28.9 |      |  |  |
|          | De 55 y más     | 282.9             | 218.7  | 64.2   | 238.6    | 183.2  | 55.4   | 44.3              | 35.5  | 8.8   | 18.2              | 31.9 | 7.4  | 15.7         | 16.2 | 13.7 |      |  |  |
|          | TOTAL           | 2378.6            | 1637.2 | 741.3  | 1710.1   | 1235.0 | 475.1  | 668.5             | 402.3 | 266.2 | 47.4              | 67.4 | 28.7 | 28.1         | 24.6 | 35.9 |      |  |  |
| 2º Trim. | De 16 a 19 años | 206.7             | 111.9  | 94.9   | 97.7     | 56.5   | 41.2   | 109.0             | 55.4  | 53.6  | 40.1              | 41.3 | 38.8 | 52.7         | 49.5 | 56.5 |      |  |  |
|          | De 20 a 24 años | 414.6             | 245.4  | 169.2  | 222.6    | 139.7  | 82.9   | 192.0             | 105.7 | 88.3  | 66.6              | 76.2 | 56.4 | 46.3         | 43.1 | 51.0 |      |  |  |
|          | De 25 a 54 años | 1459.5            | 1062.2 | 397.3  | 1126.8   | 847.8  | 279.0  | 332.7             | 214.4 | 118.3 | 62.8              | 92.4 | 33.9 | 22.8         | 20.2 | 29.8 |      |  |  |
|          | De 55 y más     | 286.3             | 220.9  | 65.4   | 238.0    | 181.3  | 56.7   | 48.3              | 39.6  | 8.7   | 18.2              | 31.5 | 7.5  | 16.9         | 17.9 | 13.3 |      |  |  |
|          | TOTAL           | 2367.2            | 1640.4 | 776.8  | 1685.1   | 1225.3 | 459.9  | 682.0             | 415.1 | 266.9 | 47.0              | 67.1 | 28.0 | 28.8         | 25.3 | 36.7 |      |  |  |
| 3º Trim. | De 16 a 19 años | 212.7             | 111.4  | 101.4  | 93.0     | 52.2   | 40.8   | 119.7             | 59.2  | 60.5  | 40.9              | 42.1 | 39.6 | 56.3         | 53.1 | 59.7 |      |  |  |
|          | De 20 a 24 años | 437.6             | 256.5  | 181.1  | 222.2    | 144.4  | 77.8   | 215.5             | 112.2 | 103.3 | 70.0              | 77.3 | 61.8 | 49.2         | 43.7 | 57.0 |      |  |  |
|          | De 25 a 54 años | 1446.3            | 1045.3 | 401.0  | 1101.1   | 829.1  | 272.0  | 345.2             | 216.2 | 129.0 | 63.0              | 92.7 | 34.4 | 23.9         | 20.7 | 32.2 |      |  |  |
|          | De 55 y más     | 298.2             | 233.9  | 64.3   | 246.3    | 190.8  | 55.4   | 52.0              | 43.1  | 8.8   | 18.4              | 32.2 | 7.2  | 17.4         | 18.4 | 13.7 |      |  |  |
|          | TOTAL           | 2394.9            | 1647.1 | 747.7  | 1662.5   | 1216.5 | 446.0  | 732.3             | 430.6 | 301.7 | 47.3              | 67.2 | 28.7 | 30.6         | 26.1 | 40.4 |      |  |  |

**E.P.A. ANDALUCIA. ACTIVOS, OCUPADOS Y PARADOS POR PROVINCIAS**  
(Series actualizadas)

Miles de personas

|                 | ANDALUCIA | Almería | Cádiz | Córdoba | Granada | Huelva | Jaén  | Málaga | Sevilla |
|-----------------|-----------|---------|-------|---------|---------|--------|-------|--------|---------|
| <b>ACTIVOS</b>  |           |         |       |         |         |        |       |        |         |
| 1981 Med.       | 1934.3    | 129.8   | 301.3 | 207.2   | 213.9   | 125.9  | 187.1 | 323.1  | 451.0   |
| 1982 Med.       | 1959.2    | 130.9   | 307.1 | 217.5   | 222.6   | 122.8  | 172.0 | 327.6  | 458.8   |
| 1983 Med.       | 2004.7    | 132.5   | 312.9 | 221.3   | 224.1   | 125.2  | 177.5 | 347.4  | 463.8   |
| 1984 Med.       | 2025.6    | 131.4   | 316.9 | 208.7   | 230.1   | 127.9  | 185.9 | 352.7  | 472.0   |
| 1985 Med.       | 2085.7    | 134.6   | 322.1 | 230.6   | 232.8   | 131.7  | 196.8 | 360.3  | 477.0   |
| 1986 Med.       | 2144.4    | 138.6   | 326.7 | 232.0   | 237.9   | 135.6  | 198.6 | 318.7  | 496.4   |
| 1987 Med.       | 2287.9    | 148.1   | 338.7 | 253.0   | 253.0   | 144.1  | 211.8 | 395.3  | 544.0   |
| 1986 1º Trim.   |           |         |       |         |         |        |       |        |         |
|                 | 2140.3    | 138.4   | 330.0 | 233.1   | 233.4   | 131.9  | 208.5 | 377.2  | 487.9   |
| 2º Trim.        | 2137.0    | 137.6   | 333.2 | 230.5   | 237.3   | 134.3  | 195.5 | 376.6  | 491.7   |
| 3º Trim.        | 2133.3    | 137.7   | 321.8 | 231.6   | 238.8   | 136.8  | 195.4 | 377.6  | 493.6   |
| 4º Trim.        | 2167.0    | 140.8   | 321.9 | 232.9   | 242.0   | 139.5  | 195.1 | 382.3  | 512.4   |
| 1987 1º Trim.   |           |         |       |         |         |        |       |        |         |
|                 | 2198.8    | 140.5   | 324.0 | 238.3   | 247.8   | 144.5  | 202.2 | 383.3  | 518.4   |
| 2º Trim.        | 2288.3    | 151.5   | 340.3 | 252.0   | 254.7   | 141.6  | 210.4 | 390.2  | 547.6   |
| 3º Trim.        | 2330.0    | 149.5   | 343.3 | 261.0   | 255.5   | 145.4  | 217.4 | 403.8  | 554.4   |
| 4º Trim.        | 2334.6    | 151.0   | 347.1 | 260.8   | 254.0   | 144.9  | 217.0 | 404.3  | 555.4   |
| 1988 1º Trim.   |           |         |       |         |         |        |       |        |         |
|                 | 2378.6    | 152.9   | 347.1 | 268.4   | 265.8   | 145.7  | 246.1 | 404.4  | 548.2   |
| 2º Trim.        | 2367.2    | 152.0   | 348.7 | 258.3   | 269.3   | 153.6  | 222.1 | 405.6  | 557.5   |
| 3º Trim.        | 2394.9    | 159.5   | 353.3 | 262.0   | 272.2   | 151.4  | 222.0 | 405.5  | 568.8   |
| <b>OCUPADOS</b> |           |         |       |         |         |        |       |        |         |
| 1981 Med.       | 1526.8    | 114.4   | 278.9 | 166.8   | 163.9   | 102.2  | 150.6 | 254.4  | 345.7   |
| 1982 Med.       | 1531.8    | 111.2   | 236.8 | 170.7   | 169.3   | 98.3   | 143.4 | 261.6  | 340.4   |
| 1983 Med.       | 1525.4    | 111.4   | 226.2 | 176.8   | 167.9   | 97.1   | 146.8 | 271.3  | 327.3   |
| 1984 Med.       | 1411.2    | 108.5   | 204.9 | 152.3   | 159.8   | 88.8   | 125.1 | 255.1  | 314.7   |
| 1985 Med.       | 1439.2    | 104.0   | 211.7 | 156.8   | 160.0   | 92.2   | 141.8 | 251.1  | 321.5   |
| 1986 Med.       | 1467.9    | 111.5   | 222.8 | 153.3   | 162.6   | 90.5   | 142.3 | 256.8  | 328.3   |
| 1987 Med.       | 1575.6    | 119.6   | 229.1 | 176.2   | 178.4   | 99.4   | 151.6 | 270.0  | 351.2   |
| 1986 1º Trim.   |           |         |       |         |         |        |       |        |         |
|                 | 1450.1    | 112.7   | 224.3 | 150.2   | 159.3   | 86.2   | 149.9 | 248.0  | 319.5   |
| 2º Trim.        | 1480.8    | 111.7   | 230.6 | 152.5   | 162.2   | 91.6   | 141.2 | 260.8  | 330.3   |
| 3º Trim.        | 1468.5    | 108.3   | 224.5 | 151.4   | 164.9   | 91.9   | 140.5 | 261.2  | 325.8   |
| 4º Trim.        | 1472.1    | 113.1   | 211.5 | 159.2   | 163.9   | 92.2   | 137.7 | 257.0  | 337.6   |
| 1987 1º Trim.   |           |         |       |         |         |        |       |        |         |
|                 | 1505.8    | 112.0   | 215.4 | 172.8   | 165.6   | 95.1   | 143.2 | 266.2  | 335.4   |
| 2º Trim.        | 1582.8    | 124.5   | 226.2 | 181.3   | 180.2   | 103.5  | 146.2 | 264.2  | 356.7   |
| 3º Trim.        | 1587.5    | 119.6   | 234.3 | 170.3   | 185.1   | 101.6  | 158.1 | 268.9  | 349.7   |
| 4º Trim.        | 1626.1    | 122.4   | 240.5 | 180.3   | 182.8   | 97.4   | 158.8 | 280.9  | 363.1   |
| 1988 1º Trim.   |           |         |       |         |         |        |       |        |         |
|                 | 1710.1    | 123.9   | 241.5 | 193.4   | 194.1   | 99.0   | 216.4 | 281.4  | 360.3   |
| 2º Trim.        | 1685.1    | 128.3   | 247.6 | 179.2   | 195.7   | 114.0  | 165.4 | 278.9  | 376.0   |
| 3º Trim.        | 1662.5    | 130.8   | 244.8 | 175.2   | 199.7   | 95.5   | 160.4 | 280.3  | 375.8   |

**E.P.A. ANDALUCIA. ACTIVOS, OCUPADOS Y PARADOS POR PROVINCIAS**  
(Series actualizadas)

Miles de personas

|                | ANDALUCIA | Almería | Cádiz | Córdoba | Granada | Huelva | Jaén | Málaga | Sevilla |
|----------------|-----------|---------|-------|---------|---------|--------|------|--------|---------|
| <b>PARADOS</b> |           |         |       |         |         |        |      |        |         |
| 1981 Med.      | 394.7     | 14.9    | 72.1  | 37.6    | 48.2    | 23.2   | 27.2 | 66.2   | 104.2   |
| 1982 Med.      | 411.6     | 20.0    | 69.7  | 43.1    | 48.7    | 23.6   | 24.8 | 65.0   | 117.8   |
| 1983 Med.      | 462.8     | 20.1    | 86.1  | 41.8    | 51.7    | 27.4   | 26.4 | 73.8   | 135.7   |
| 1984 Med.      | 601.0     | 22.4    | 111.5 | 54.4    | 66.0    | 38.7   | 57.2 | 97.0   | 154.0   |
| 1985 Med.      | 627.1     | 30.4    | 109.8 | 69.3    | 69.1    | 38.7   | 48.6 | 106.7  | 154.7   |
| 1986 Med.      | 657.8     | 27.1    | 103.4 | 77.1    | 72.4    | 43.5   | 49.0 | 119.2  | 166.1   |
| 1987 Med.      | 705.8     | 28.4    | 109.6 | 75.5    | 73.9    | 44.4   | 57.9 | 124.0  | 192.2   |
| 1986 1º Trim.  | 654.7     | 25.5    | 105.0 | 80.6    | 70.6    | 43.5   | 35.5 | 126.8  | 167.1   |
| 2º Trim.       | 646.3     | 25.9    | 102.4 | 77.3    | 71.7    | 40.2   | 53.7 | 114.4  | 160.5   |
| 3º Trim.       | 652.0     | 29.4    | 96.5  | 78.3    | 71.5    | 43.3   | 53.0 | 114.1  | 165.9   |
| 4º Trim.       | 678.1     | 27.5    | 109.8 | 72.2    | 75.9    | 46.9   | 53.6 | 121.3  | 170.8   |
| 1987 1º Trim.  | 666.8     | 28.0    | 108.6 | 59.9    | 79.7    | 48.2   | 49.6 | 112.0  | 180.9   |
| 2º Trim.       | 705.5     | 27.0    | 114.2 | 70.7    | 74.5    | 38.2   | 64.2 | 126.0  | 190.9   |
| 3º Trim.       | 742.5     | 29.8    | 109.0 | 90.8    | 70.4    | 43.8   | 59.4 | 134.7  | 204.7   |
| 4º Trim.       | 708.5     | 28.7    | 106.6 | 80.5    | 71.1    | 47.5   | 58.3 | 123.4  | 192.4   |
| 1988 1º Trim.  | 668.5     | 28.9    | 105.6 | 75.0    | 71.7    | 46.7   | 29.7 | 123.0  | 187.9   |
| 2º Trim.       | 682.0     | 23.6    | 101.1 | 79.1    | 73.7    | 39.7   | 56.7 | 126.7  | 181.6   |
| 3º Trim.       | 732.5     | 28.6    | 108.5 | 86.8    | 72.5    | 55.9   | 61.6 | 125.2  | 193.0   |

**E.P.A. ANDALUCIA. TASAS DE ACTIVIDAD Y PARO POR PROVINCIAS**  
(Series actualizadas)

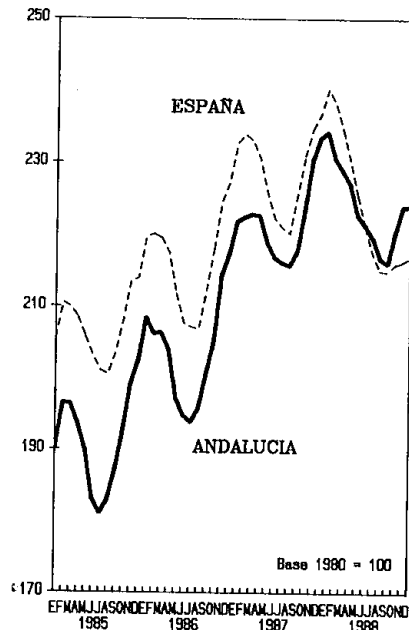
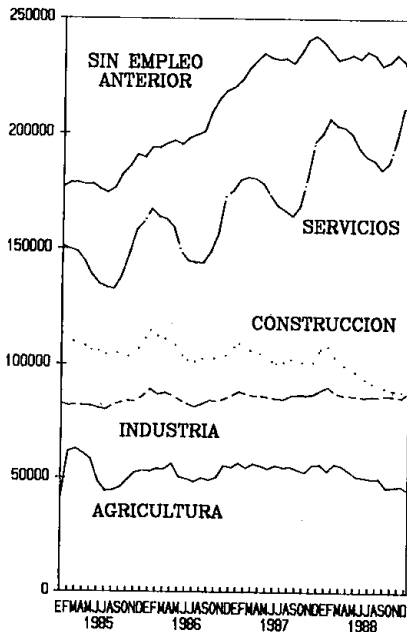
Porcentajes

|                          | ANDALUCIA | Almería | Cádiz | Córdoba | Granada | Huelva | Jaén | Málaga | Sevilla |
|--------------------------|-----------|---------|-------|---------|---------|--------|------|--------|---------|
| <b>TASA DE ACTIVIDAD</b> |           |         |       |         |         |        |      |        |         |
| 1981 Med.                | 42.8      | 45.9    | 44.3  | 41.5    | 51.7    | 42.7   | 41.1 | 45.8   | 44.0    |
| 1982 Med.                | 43.4      | 45.7    | 44.5  | 42.9    | 42.2    | 41.3   | 38.3 | 45.2   | 44.2    |
| 1983 Med.                | 43.6      | 45.2    | 44.5  | 43.0    | 41.7    | 41.7   | 38.8 | 47.4   | 43.7    |
| 1984 Med.                | 43.2      | 44.2    | 44.2  | 39.8    | 41.9    | 41.9   | 40.0 | 47.3   | 43.6    |
| 1985 Med.                | 43.7      | 44.0    | 42.3  | 43.0    | 41.6    | 42.3   | 41.5 | 47.4   | 44.7    |
| 1986 Med.                | 44.1      | 44.5    | 44.0  | 42.6    | 41.6    | 42.9   | 41.2 | 48.9   | 44.3    |
| 1987 Med.                | 46.2      | 46.9    | 44.6  | 45.7    | 43.3    | 44.6   | 43.0 | 50.1   | 47.8    |
| 1986 1º Trim.            | 44.3      | 44.7    | 44.7  | 43.0    | 41.2    | 42.1   | 43.6 | 48.9   | 43.9    |
| 2º Trim.                 | 44.0      | 44.3    | 45.0  | 42.3    | 41.7    | 42.5   | 40.7 | 48.8   | 44.0    |
| 3º Trim.                 | 43.7      | 44.1    | 43.3  | 42.3    | 41.7    | 43.2   | 40.4 | 48.7   | 43.8    |
| 4º Trim.                 | 44.3      | 45.0    | 43.1  | 42.6    | 41.9    | 43.8   | 40.1 | 49.3   | 45.5    |
| 1987 1º Trim.            | 44.7      | 45.0    | 43.1  | 43.3    | 42.6    | 44.8   | 41.3 | 49.0   | 45.8    |
| 2º Trim.                 | 46.3      | 48.0    | 44.9  | 45.6    | 43.8    | 44.0   | 42.8 | 49.5   | 48.2    |
| 3º Trim.                 | 46.9      | 47.1    | 45.1  | 47.1    | 43.7    | 44.9   | 44.0 | 51.0   | 48.6    |
| 4º Trim.                 | 46.8      | 47.4    | 45.4  | 46.8    | 43.2    | 44.6   | 43.8 | 50.9   | 48.5    |
| 1988 1º Trim.            | 47.4      | 47.8    | 45.1  | 47.9    | 45.1    | 44.6   | 49.4 | 50.6   | 47.6    |
| 2º Trim.                 | 47.0      | 47.3    | 45.1  | 45.9    | 45.4    | 46.8   | 44.4 | 50.6   | 48.2    |
| 3º Trim.                 | 49.3      | 49.4    | 45.5  | 46.4    | 45.7    | 46.0   | 44.2 | 50.3   | 49.0    |
| <b>TASA DE PARO</b>      |           |         |       |         |         |        |      |        |         |
| 1981 Med.                | 20.4      | 11.5    | 23.9  | 18.2    | 22.5    | 18.4   | 15.0 | 20.5   | 23.1    |
| 1982 Med.                | 21.0      | 14.5    | 22.7  | 19.8    | 21.9    | 19.2   | 14.4 | 19.9   | 25.7    |
| 1983 Med.                | 23.1      | 15.2    | 27.5  | 18.9    | 23.1    | 21.9   | 14.9 | 21.2   | 29.2    |
| 1984 Med.                | 29.7      | 17.1    | 35.2  | 26.0    | 28.7    | 30.3   | 30.8 | 27.5   | 32.7    |
| 1985 Med.                | 30.1      | 22.6    | 34.1  | 30.1    | 29.7    | 29.3   | 25.0 | 29.6   | 32.4    |
| 1986 Med.                | 30.7      | 19.5    | 31.7  | 33.2    | 30.4    | 32.1   | 24.8 | 31.5   | 33.5    |
| 1987 Med.                | 30.9      | 19.1    | 32.4  | 29.7    | 29.3    | 30.8   | 27.3 | 31.4   | 35.3    |
| 1986 1º Trim.            | 30.6      | 18.4    | 31.8  | 34.6    | 30.2    | 33.0   | 17.0 | 33.6   | 34.3    |
| 2º Trim.                 | 30.2      | 18.8    | 30.7  | 33.5    | 30.2    | 30.0   | 27.4 | 30.4   | 32.6    |
| 3º Trim.                 | 30.6      | 21.3    | 30.0  | 33.8    | 29.9    | 31.7   | 27.1 | 30.2   | 33.6    |
| 4º Trim.                 | 31.3      | 19.5    | 34.1  | 31.0    | 31.3    | 33.6   | 27.5 | 31.7   | 33.3    |
| 1987 1º Trim.            | 30.3      | 19.9    | 33.5  | 25.1    | 32.2    | 33.3   | 24.5 | 29.2   | 34.9    |
| 2º Trim.                 | 30.8      | 17.8    | 33.6  | 28.1    | 29.3    | 27.0   | 30.5 | 32.3   | 34.9    |
| 3º Trim.                 | 31.9      | 19.9    | 31.8  | 34.8    | 27.6    | 30.1   | 27.3 | 33.4   | 36.9    |
| 4º Trim.                 | 30.4      | 19.0    | 30.7  | 30.9    | 28.0    | 32.8   | 26.9 | 30.5   | 34.6    |
| 1988 1º Trim.            | 28.1      | 18.9    | 30.4  | 27.9    | 27.0    | 32.1   | 12.1 | 30.4   | 34.3    |
| 2º Trim.                 | 28.8      | 15.6    | 29.0  | 30.6    | 27.4    | 25.8   | 25.5 | 31.2   | 32.6    |
| 3º Trim.                 | 30.6      | 17.9    | 30.7  | 33.1    | 26.6    | 36.9   | 27.8 | 30.9   | 33.9    |

**PARO REGISTRADO POR SECTORES ECONOMICOS**

Miles de personas

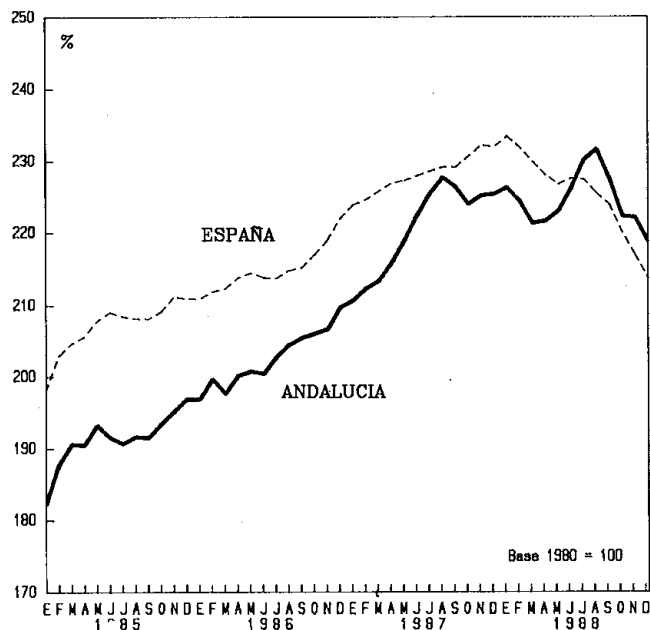
|           | ANDALUCIA   |           |              |           |                     | ESPAÑA                |                              |                       |                              |
|-----------|-------------|-----------|--------------|-----------|---------------------|-----------------------|------------------------------|-----------------------|------------------------------|
|           | Agricultura | Industria | Construcción | Servicios | Sin empleo anterior | Paro registrado total |                              | Paro registrado total |                              |
|           |             |           |              |           |                     | Miles de personas     | Indice $\bar{\rho}$ 1980=100 | Miles de personas     | Indice $\bar{\rho}$ 1980=100 |
| 1977 Med. | 25.3        | 28.7      | 67.6         | 35.5      | 8.1                 | 165.1                 | 55.8                         | 539.6                 | 42.2                         |
| 1978 Med. | 49.9        | 39.1      | 78.2         | 51.6      | 20.2                | 238.2                 | 80.5                         | 818.5                 | 64.1                         |
| 1979 Med. | 36.2        | 41.0      | 81.6         | 63.8      | 35.6                | 258.1                 | 87.2                         | 1037.2                | 81.2                         |
| 1980 Med. | 10.1        | 46.1      | 86.5         | 77.6      | 45.6                | 296.0                 | 100.0                        | 1277.3                | 100.0                        |
| 1981 Med. | 45.9        | 54.8      | 96.0         | 93.5      | 59.1                | 349.4                 | 118.1                        | 1566.2                | 122.6                        |
| 1982 Med. | 31.5        | 65.0      | 101.2        | 106.9     | 82.3                | 386.8                 | 130.7                        | 1872.6                | 146.6                        |
| 1983 Med. | 32.3        | 73.2      | 102.4        | 118.4     | 134.1               | 461.4                 | 155.9                        | 2207.3                | 172.8                        |
| 1984 Med. | 46.8        | 76.7      | 103.9        | 128.1     | 155.2               | 510.8                 | 172.6                        | 2475.4                | 193.8                        |
| 1985 Med. | 51.9        | 82.3      | 106.8        | 144.9     | 180.2               | 566.1                 | 191.3                        | 2643.7                | 207.0                        |
| 1986 Med. | 52.0        | 84.7      | 106.1        | 156.8     | 203.1               | 602.7                 | 203.6                        | 2758.6                | 216.0                        |
| 1987 Med. | 54.9        | 86.2      | 103.3        | 178.1     | 233.9               | 656.4                 | 221.8                        | 2924.2                | 228.9                        |
| 1988 Med. | 50.0        | 86.5      | 94.8         | 198.1     | 232.6               | 662.0                 | 223.7                        | 2858.3                | 223.8                        |
| 1987 Ene. | 56.4        | 87.7      | 109.0        | 179.9     | 223.4               | 656.3                 | 221.7                        | 2972.3                | 232.7                        |
| Feb.      | 54.5        | 86.8      | 107.1        | 181.0     | 228.5               | 657.9                 | 222.3                        | 2987.9                | 233.9                        |
| Mar.      | 56.0        | 86.0      | 104.8        | 180.4     | 231.9               | 659.2                 | 222.7                        | 2977.4                | 233.1                        |
| Abr.      | 55.2        | 85.9      | 104.5        | 178.3     | 234.8               | 658.7                 | 222.5                        | 2945.6                | 230.6                        |
| May.      | 54.0        | 85.5      | 102.0        | 173.1     | 233.1               | 647.6                 | 218.8                        | 2883.9                | 225.8                        |
| Jun.      | 55.3        | 84.8      | 100.4        | 168.4     | 232.4               | 641.4                 | 216.7                        | 2838.5                | 222.2                        |
| Jul.      | 54.7        | 84.5      | 100.9        | 166.5     | 232.7               | 639.2                 | 216.0                        | 2821.3                | 220.9                        |
| Ago.      | 54.9        | 86.1      | 102.1        | 164.2     | 230.9               | 638.2                 | 215.6                        | 2811.7                | 220.1                        |
| Sep.      | 53.6        | 86.5      | 100.7        | 168.2     | 235.2               | 644.1                 | 217.6                        | 2878.6                | 225.4                        |
| Oct.      | 52.5        | 86.2      | 100.9        | 181.0     | 240.8               | 661.4                 | 223.5                        | 2951.1                | 231.0                        |
| Nov.      | 55.7        | 86.7      | 100.7        | 196.6     | 242.5               | 682.0                 | 230.4                        | 2997.8                | 234.7                        |
| Dic.      | 55.9        | 88.3      | 106.4        | 200.1     | 240.2               | 690.9                 | 233.4                        | 3023.6                | 236.7                        |
| 1988 Ene. | 53.2        | 89.7      | 107.7        | 206.4     | 236.3               | 693.3                 | 234.2                        | 3069.1                | 240.3                        |
| Feb.      | 56.0        | 87.3      | 102.8        | 203.5     | 232.4               | 682.0                 | 230.4                        | 3041.6                | 238.1                        |
| Mar.      | 55.2        | 86.3      | 99.7         | 202.5     | 233.1               | 676.9                 | 228.7                        | 2995.7                | 234.5                        |
| Abr.      | 53.0        | 86.1      | 98.0         | 199.8     | 234.3               | 671.3                 | 226.8                        | 2940.3                | 230.2                        |
| May.      | 50.6        | 85.9      | 96.1         | 193.5     | 232.7               | 658.9                 | 222.6                        | 2878.0                | 225.3                        |
| Jun.      | 50.2        | 85.4      | 93.4         | 190.0     | 235.7               | 654.7                 | 221.2                        | 2823.7                | 221.1                        |
| Jul.      | 49.7        | 85.8      | 91.6         | 188.5     | 234.3               | 649.8                 | 219.5                        | 2776.0                | 217.3                        |
| Ago.      | 49.7        | 85.7      | 91.2         | 184.4     | 230.0               | 641.1                 | 216.6                        | 2744.8                | 214.9                        |
| Sep.      | 45.8        | 86.1      | 88.5         | 187.2     | 231.4               | 639.0                 | 215.9                        | 2743.2                | 214.8                        |
| Oct.      | 46.1        | 85.8      | 88.4         | 197.3     | 234.5               | 652.1                 | 220.3                        | 2756.4                | 215.8                        |
| Nov.      | 46.4        | 85.3      | 87.9         | 211.0     | 231.8               | 662.5                 | 223.8                        | 2762.1                | 216.2                        |
| Dic.      | 44.6        | 87.8      | 92.4         | 212.9     | 224.8               | 662.6                 | 223.9                        | 2768.5                | 216.8                        |



**PARO REGISTRADO POR SECTORES ECONOMICOS**  
**(Series desestacionalizadas)**

Miles de personas

|           | ANDALUCIA   |           |              |           |                     | ESPAÑA                |                                 |                       |                                 |
|-----------|-------------|-----------|--------------|-----------|---------------------|-----------------------|---------------------------------|-----------------------|---------------------------------|
|           | Agricultura | Industria | Construcción | Servicios | Sin empleo anterior | Paro registrado total |                                 | Paro registrado total |                                 |
|           |             |           |              |           |                     | Miles de personas     | Índice $\bar{\mu}$ 1980=100 (*) | Miles de personas     | Índice $\bar{\mu}$ 1980=100 (*) |
| 1982 Dic. | 38.9        | 71.1      | 103.4        | 115.5     | 109.6               | 444.1                 | 150.0                           | 2132.1                | 166.9                           |
| 1983 Dic. | 33.4        | 73.4      | 101.9        | 120.0     | 143.5               | 476.3                 | 160.9                           | 2316.2                | 181.3                           |
| 1984 Dic. | 47.4        | 81.3      | 107.2        | 138.2     | 175.6               | 552.0                 | 186.5                           | 2572.4                | 201.4                           |
| 1985 Dic. | 54.0        | 84.1      | 106.2        | 149.9     | 187.3               | 582.5                 | 196.8                           | 2693.4                | 210.9                           |
| 1986 Dic. | 54.7        | 84.5      | 103.8        | 163.0     | 217.5               | 623.7                 | 210.7                           | 2860.2                | 223.9                           |
| 1987 Dic. | 55.4        | 86.7      | 103.4        | 186.5     | 236.9               | 669.9                 | 226.3                           | 2980.8                | 233.4                           |
| 1988 Dic. | 43.9        | 86.2      | 89.8         | 198.6     | 221.7               | 642.0                 | 216.9                           | 2730.3                | 213.8                           |
|           |             |           |              |           |                     |                       |                                 |                       |                                 |
| 1987 Ene. | 55.4        | 85.0      | 104.2        | 165.0     | 222.1               | 628.5                 | 212.3                           | 2869.0                | 224.6                           |
| Feb.      | 49.3        | 84.4      | 103.4        | 168.6     | 225.7               | 631.3                 | 213.3                           | 2884.3                | 225.8                           |
| Mar.      | 52.0        | 84.5      | 102.8        | 171.2     | 229.3               | 638.8                 | 215.8                           | 2897.7                | 226.9                           |
| Abr.      | 51.7        | 85.1      | 103.2        | 175.8     | 233.4               | 647.9                 | 218.9                           | 2903.1                | 227.3                           |
| May.      | 55.5        | 86.2      | 103.5        | 179.8     | 235.6               | 658.3                 | 222.4                           | 2912.7                | 228.0                           |
| Jun.      | 58.0        | 87.1      | 103.6        | 181.5     | 237.9               | 667.4                 | 225.5                           | 2919.6                | 228.6                           |
| Jul.      | 59.3        | 87.8      | 104.3        | 182.5     | 239.7               | 674.1                 | 227.7                           | 2927.2                | 229.2                           |
| Ago.      | 57.8        | 87.9      | 103.9        | 182.0     | 237.8               | 670.2                 | 226.4                           | 2927.7                | 229.2                           |
| Sep.      | 56.3        | 87.1      | 102.6        | 180.9     | 235.5               | 662.9                 | 224.0                           | 2947.0                | 230.7                           |
| Oct.      | 54.4        | 86.6      | 102.6        | 182.5     | 236.7               | 666.5                 | 225.2                           | 2966.2                | 232.2                           |
| Nov.      | 55.1        | 86.8      | 102.1        | 184.4     | 236.6               | 667.1                 | 225.4                           | 2963.5                | 232.0                           |
| Dic.      | 55.4        | 86.7      | 103.4        | 186.5     | 236.9               | 669.9                 | 226.3                           | 2980.8                | 233.4                           |
|           |             |           |              |           |                     |                       |                                 |                       |                                 |
| 1988 Ene. | 52.1        | 86.9      | 102.8        | 189.4     | 234.6               | 664.1                 | 224.4                           | 2962.4                | 231.9                           |
| Feb.      | 51.1        | 85.0      | 99.2         | 189.6     | 229.4               | 655.2                 | 221.3                           | 2935.9                | 229.9                           |
| Mar.      | 51.2        | 84.9      | 97.6         | 192.2     | 230.4               | 655.9                 | 221.6                           | 2914.1                | 228.1                           |
| Abr.      | 49.5        | 85.4      | 96.9         | 196.8     | 232.9               | 660.1                 | 223.0                           | 2896.8                | 226.8                           |
| May.      | 51.8        | 86.6      | 97.5         | 200.9     | 235.3               | 669.6                 | 226.2                           | 2907.1                | 227.6                           |
| Jun.      | 52.7        | 87.7      | 96.5         | 204.5     | 241.0               | 681.3                 | 230.2                           | 2905.1                | 227.4                           |
| Jul.      | 54.0        | 89.2      | 94.7         | 206.4     | 241.2               | 685.4                 | 231.6                           | 2879.7                | 225.5                           |
| Ago.      | 52.4        | 87.5      | 92.9         | 204.5     | 237.1               | 673.4                 | 227.5                           | 2859.2                | 223.9                           |
| Sep.      | 48.3        | 86.8      | 90.2         | 201.5     | 231.8               | 658.1                 | 222.3                           | 2810.6                | 220.0                           |
| Oct.      | 47.9        | 86.3      | 89.9         | 199.1     | 260.8               | 657.3                 | 222.1                           | 2770.3                | 216.9                           |
| Nov.      | 45.7        | 85.5      | 89.3         | 198.2     | 226.1               | 647.6                 | 218.8                           | 2729.3                | 213.7                           |
| Dic.      | 43.9        | 86.2      | 89.8         | 198.6     | 221.7               | 642.0                 | 216.9                           | 2730.3                | 213.8                           |



**PARO REGISTRADO POR RAMAS DE ACTIVIDAD.  
INDUSTRIA Y SERVICIOS.**

Miles de personas

|           | INDUSTRIA      |                    |                           |                    | SERVICIOS                           |                             |                       |                 |
|-----------|----------------|--------------------|---------------------------|--------------------|-------------------------------------|-----------------------------|-----------------------|-----------------|
|           | Energía y agua | Químicas y mineras | Transformación de metales | Otras manufacturas | Comercio, hostelería y reparaciones | Transporte y comunicaciones | Seguros y financieras | Otros servicios |
| 1979 Med. | 1.2            | 3.4                | 13.0                      | 23.4               | 37.1                                | 6.6                         | 6.0                   | 14.0            |
| 1980 Med. | 1.0            | 4.8                | 14.6                      | 25.6               | 46.0                                | 7.6                         | 7.3                   | 15.2            |
| 1981 Med. | 1.0            | 6.0                | 16.7                      | 31.1               | 54.9                                | 9.4                         | 7.7                   | 21.5            |
| 1982 Med. | 1.3            | 7.5                | 19.3                      | 36.9               | 59.9                                | 10.1                        | 8.8                   | 28.0            |
| 1983 Med. | 1.5            | 7.0                | 20.4                      | 44.3               | 64.5                                | 9.8                         | 8.5                   | 35.7            |
| 1984 Med. | 1.6            | 7.3                | 20.5                      | 47.4               | 69.2                                | 9.5                         | 8.8                   | 40.5            |
| 1985 Med. | 1.7            | 8.0                | 20.7                      | 51.8               | 78.9                                | 10.2                        | 9.7                   | 46.1            |
| 1986 Med. | 1.6            | 7.4                | 20.4                      | 55.2               | 83.8                                | 10.0                        | 9.9                   | 53.2            |
| 1987 Med. | 1.6            | 7.3                | 19.1                      | 58.2               | 90.8                                | 10.7                        | 11.9                  | 64.7            |
|           |                |                    |                           |                    |                                     |                             |                       |                 |
| 1985 Ene. | 1.8            | 7.9                | 21.2                      | 51.6               | 86.1                                | 10.5                        | 9.9                   | 44.6            |
| Feb.      | 1.8            | 7.9                | 21.1                      | 50.8               | 85.3                                | 10.5                        | 9.9                   | 44.1            |
| Mar.      | 1.7            | 7.9                | 21.3                      | 51.1               | 84.3                                | 10.5                        | 9.8                   | 44.1            |
| Abr.      | 1.6            | 7.9                | 20.9                      | 51.1               | 80.3                                | 10.3                        | 9.7                   | 44.3            |
| May.      | 1.7            | 8.0                | 20.6                      | 51.0               | 75.1                                | 10.0                        | 9.5                   | 44.0            |
| Jun.      | 1.7            | 7.9                | 20.0                      | 50.7               | 71.3                                | 9.9                         | 9.3                   | 44.2            |
| Jul.      | 1.6            | 8.0                | 19.9                      | 50.3               | 69.0                                | 10.1                        | 9.2                   | 45.0            |
| Ago.      | 1.5            | 8.1                | 20.2                      | 52.2               | 69.0                                | 9.8                         | 9.3                   | 44.6            |
| Sep.      | 1.6            | 8.1                | 20.7                      | 52.7               | 71.1                                | 9.9                         | 9.5                   | 47.4            |
| Oct.      | 1.6            | 8.3                | 20.6                      | 53.3               | 77.7                                | 10.2                        | 10.1                  | 49.5            |
| Nov.      | 1.6            | 8.2                | 20.9                      | 52.8               | 87.4                                | 10.3                        | 9.8                   | 50.6            |
| Dic.      | 1.7            | 8.2                | 21.2                      | 54.2               | 90.2                                | 10.5                        | 9.9                   | 50.9            |
|           |                |                    |                           |                    |                                     |                             |                       |                 |
| 1986 Ene. | 1.7            | 8.4                | 22.1                      | 56.5               | 92.9                                | 11.0                        | 10.2                  | 52.9            |
| Feb.      | 1.7            | 7.8                | 21.7                      | 55.4               | 92.0                                | 10.7                        | 9.8                   | 51.3            |
| Mar.      | 1.7            | 7.6                | 21.7                      | 56.3               | 90.6                                | 10.7                        | 9.9                   | 51.6            |
| Abr.      | 1.7            | 7.5                | 21.0                      | 55.9               | 85.3                                | 10.2                        | 9.7                   | 51.2            |
| May.      | 1.6            | 7.3                | 20.5                      | 54.6               | 79.6                                | 9.9                         | 9.6                   | 49.9            |
| Jun.      | 1.5            | 7.1                | 20.0                      | 53.7               | 74.8                                | 9.6                         | 9.6                   | 50.8            |
| Jul.      | 1.5            | 7.1                | 19.7                      | 52.8               | 73.0                                | 9.4                         | 9.6                   | 52.0            |
| Ago.      | 1.5            | 7.2                | 19.8                      | 53.9               | 73.0                                | 9.3                         | 9.6                   | 52.0            |
| Sep.      | 1.6            | 7.2                | 19.9                      | 55.2               | 74.8                                | 9.5                         | 9.9                   | 54.3            |
| Oct.      | 1.6            | 7.1                | 19.7                      | 55.2               | 79.6                                | 9.7                         | 10.2                  | 56.9            |
| Nov.      | 1.5            | 7.4                | 19.5                      | 56.1               | 94.1                                | 10.2                        | 10.6                  | 57.7            |
| Dic.      | 1.6            | 7.4                | 19.7                      | 57.4               | 96.2                                | 10.4                        | 10.6                  | 58.0            |
|           |                |                    |                           |                    |                                     |                             |                       |                 |
| 1987 Ene. | 1.7            | 7.5                | 20.0                      | 58.6               | 97.3                                | 10.8                        | 11.1                  | 60.6            |
| Feb.      | 1.7            | 7.4                | 19.5                      | 58.2               | 97.4                                | 11.0                        | 11.4                  | 61.3            |
| Mar.      | 1.7            | 7.3                | 19.1                      | 58.0               | 96.1                                | 10.9                        | 11.5                  | 61.9            |
| Abr.      | 1.6            | 7.3                | 19.1                      | 57.9               | 93.8                                | 10.8                        | 11.7                  | 62.0            |
| May.      | 1.6            | 7.4                | 18.7                      | 57.7               | 88.2                                | 10.7                        | 11.8                  | 62.4            |
| Jun.      | 1.6            | 7.1                | 18.9                      | 57.2               | 82.9                                | 10.4                        | 11.8                  | 63.3            |
| Jul.      | 1.5            | 7.1                | 18.8                      | 57.0               | 79.6                                | 10.4                        | 11.9                  | 64.7            |
| Ago.      | 1.5            | 7.1                | 19.0                      | 58.5               | 78.5                                | 10.4                        | 11.8                  | 63.6            |
| Sep.      | 1.5            | 7.3                | 18.8                      | 58.4               | 79.5                                | 10.3                        | 12.0                  | 65.8            |
| Oct.      | 1.5            | 7.3                | 19.1                      | 58.3               | 88.0                                | 10.4                        | 12.5                  | 70.1            |
| Nov.      | 1.6            | 7.4                | 18.9                      | 58.8               | 102.4                               | 10.8                        | 12.8                  | 70.5            |
| Dic.      | 1.6            | 7.1                | 19.3                      | 60.2               | 105.5                               | 11.2                        | 13.1                  | 70.3            |

## PARO REGISTRADO POR PROVINCIAS

(Series originales)

Miles de personas

|           | ANDALUCIA | Almería | Cádiz | Córdoba | Granada | Huelva | Jaén | Málaga | Sevilla |
|-----------|-----------|---------|-------|---------|---------|--------|------|--------|---------|
| 1977 Med. | 165.1     | 6.0     | 30.1  | 17.7    | 16.5    | 9.2    | 11.2 | 33.5   | 44.5    |
| 1978 Med. | 238.2     | 9.1     | 38.9  | 23.4    | 31.2    | 14.5   | 18.1 | 44.9   | 58.0    |
| 1979 Med. | 258.1     | 9.8     | 38.1  | 27.6    | 26.4    | 17.1   | 16.0 | 51.2   | 71.9    |
| 1980 Med. | 296.0     | 14.1    | 45.1  | 38.3    | 30.2    | 17.6   | 17.5 | 57.9   | 75.5    |
| 1981 Med. | 374.4     | 16.1    | 51.1  | 48.7    | 32.6    | 19.7   | 19.4 | 67.3   | 94.5    |
| 1982 Med. | 386.8     | 19.1    | 52.8  | 46.3    | 37.0    | 24.1   | 22.1 | 68.1   | 117.4   |
| 1983 Med. | 461.3     | 21.9    | 63.7  | 49.5    | 44.4    | 30.3   | 24.9 | 70.8   | 155.7   |
| 1984 Med. | 510.8     | 24.2    | 70.2  | 60.1    | 50.1    | 28.3   | 33.3 | 81.9   | 162.6   |
| 1985 Med. | 566.1     | 28.5    | 84.8  | 61.0    | 58.2    | 33.2   | 34.4 | 92.2   | 173.9   |
| 1986 Med. | 602.7     | 29.2    | 93.5  | 68.7    | 63.4    | 36.5   | 37.5 | 100.5  | 173.3   |
| 1987 Med. | 656.4     | 30.9    | 107.3 | 78.8    | 72.3    | 43.1   | 42.7 | 114.5  | 168.5   |
| 1988 Med. | 662.0     | 30.8    | 111.7 | 72.2    | 74.0    | 45.4   | 43.7 | 115.0  | 169.3   |
|           |           |         |       |         |         |        |      |        |         |
| 1986 Ene. | 616.9     | 28.9    | 91.4  | 69.1    | 65.9    | 36.8   | 37.9 | 103.8  | 182.9   |
| Feb.      | 610.3     | 26.5    | 90.9  | 69.8    | 66.9    | 37.2   | 36.6 | 101.1  | 181.2   |
| Mar.      | 610.5     | 27.5    | 91.7  | 70.9    | 66.0    | 36.6   | 37.6 | 101.2  | 179.1   |
| Abr.      | 603.5     | 28.0    | 92.1  | 69.5    | 63.5    | 37.0   | 37.4 | 99.0   | 177.0   |
| May.      | 583.3     | 26.7    | 90.1  | 65.2    | 60.7    | 36.2   | 35.8 | 96.3   | 172.2   |
| Jun.      | 576.3     | 26.8    | 89.5  | 65.4    | 57.5    | 35.9   | 35.4 | 96.5   | 169.1   |
| Jul.      | 573.8     | 30.1    | 89.7  | 63.7    | 56.3    | 35.4   | 35.6 | 94.5   | 168.6   |
| Ago.      | 579.4     | 31.3    | 91.4  | 64.8    | 56.5    | 35.3   | 35.5 | 94.5   | 170.0   |
| Sep.      | 593.7     | 31.3    | 95.1  | 66.1    | 59.5    | 36.6   | 36.2 | 98.6   | 170.4   |
| Oct.      | 607.4     | 31.1    | 96.8  | 69.3    | 64.3    | 36.1   | 37.8 | 103.3  | 168.8   |
| Nov.      | 634.3     | 31.6    | 100.3 | 75.6    | 70.8    | 36.9   | 41.9 | 107.1  | 170.1   |
| Dic.      | 643.1     | 30.3    | 103.2 | 75.3    | 72.9    | 37.7   | 42.6 | 110.7  | 170.3   |
|           |           |         |       |         |         |        |      |        |         |
| 1987 Ene. | 656.3     | 30.8    | 107.9 | 77.5    | 74.1    | 39.6   | 41.5 | 115.2  | 169.8   |
| Feb.      | 657.9     | 30.7    | 108.3 | 76.8    | 74.3    | 41.0   | 43.2 | 115.4  | 168.3   |
| Mar.      | 659.2     | 30.5    | 108.4 | 77.6    | 74.4    | 42.4   | 43.6 | 115.0  | 167.2   |
| Abr.      | 658.7     | 30.8    | 107.4 | 78.0    | 73.3    | 43.7   | 43.0 | 115.4  | 167.0   |
| May.      | 647.6     | 30.3    | 104.9 | 77.3    | 69.8    | 42.0   | 41.6 | 114.2  | 167.5   |
| Jun.      | 641.4     | 30.3    | 104.1 | 76.7    | 67.8    | 41.9   | 40.7 | 113.1  | 166.7   |
| Jul.      | 639.2     | 30.3    | 103.2 | 75.7    | 66.8    | 43.5   | 41.0 | 112.5  | 166.2   |
| Ago.      | 638.2     | 30.3    | 103.9 | 74.4    | 66.3    | 43.6   | 40.8 | 111.8  | 167.1   |
| Sep.      | 644.1     | 31.5    | 106.4 | 75.1    | 68.2    | 44.1   | 41.4 | 110.0  | 167.4   |
| Oct.      | 661.4     | 32.1    | 109.3 | 76.1    | 72.5    | 45.2   | 42.5 | 114.9  | 168.7   |
| Nov.      | 682.0     | 31.9    | 111.2 | 80.0    | 79.2    | 44.6   | 46.0 | 117.6  | 171.6   |
| Dic.      | 690.9     | 31.7    | 113.0 | 78.9    | 81.0    | 45.1   | 47.6 | 119.5  | 174.2   |
|           |           |         |       |         |         |        |      |        |         |
| 1988 Ene. | 693.3     | 32.6    | 115.6 | 72.0    | 83.2    | 47.6   | 42.1 | 123.1  | 177.1   |
| Feb.      | 682.0     | 31.8    | 114.9 | 72.8    | 79.4    | 47.4   | 40.9 | 117.5  | 177.4   |
| Mar.      | 676.9     | 31.3    | 113.6 | 76.8    | 78.5    | 46.5   | 43.0 | 116.3  | 171.0   |
| Abr.      | 671.3     | 31.1    | 113.4 | 76.8    | 76.1    | 44.2   | 44.4 | 116.0  | 169.3   |
| May.      | 658.9     | 30.4    | 110.5 | 75.1    | 73.5    | 43.7   | 43.6 | 114.4  | 167.7   |
| Jun.      | 654.7     | 30.6    | 109.1 | 74.3    | 71.7    | 43.9   | 43.6 | 113.5  | 168.2   |
| Jul.      | 649.8     | 30.6    | 107.6 | 73.0    | 69.9    | 45.4   | 43.0 | 112.1  | 168.3   |
| Ago.      | 641.1     | 30.5    | 107.1 | 72.1    | 68.6    | 44.3   | 43.2 | 110.5  | 164.8   |
| Sep.      | 639.0     | 30.5    | 107.2 | 70.3    | 66.1    | 44.2   | 44.3 | 110.6  | 163.9   |
| Oct.      | 652.1     | 30.5    | 113.0 | 66.4    | 70.1    | 45.8   | 44.6 | 112.8  | 167.0   |
| Nov.      | 662.5     | 30.2    | 114.0 | 68.0    | 74.5    | 45.7   | 45.6 | 115.9  | 168.5   |
| Dic.      | 662.6     | 29.4    | 114.0 | 66.5    | 74.7    | 45.7   | 45.9 | 117.6  | 168.7   |

## PARO REGISTRADO POR PROVINCIAS

(Series desestacionalizadas)

Miles de personas

|           | ANDALUCIA | Almería | Cádiz | Córdoba | Granada | Huelva | Jaén | Málaga | Sevilla |
|-----------|-----------|---------|-------|---------|---------|--------|------|--------|---------|
| 1977 Dic. | 209.0     | 8.8     | 36.6  | 20.8    | 21.9    | 11.1   | 11.0 | 37.9   | 57.4    |
| 1978 Dic. | 246.4     | 8.2     | 34.3  | 23.5    | 30.2    | 16.3   | 16.9 | 49.1   | 64.7    |
| 1979 Dic. | 264.1     | 11.9    | 42.9  | 32.5    | 28.3    | 15.6   | 14.6 | 53.4   | 59.8    |
| 1980 Dic. | 325.8     | 15.8    | 45.3  | 38.2    | 31.7    | 21.2   | 18.9 | 61.3   | 88.3    |
| 1981 Dic. | 378.2     | 16.6    | 50.3  | 55.7    | 33.9    | 20.1   | 22.5 | 70.2   | 103.0   |
| 1982 Dic. | 444.1     | 20.4    | 58.3  | 50.9    | 42.1    | 27.8   | 23.2 | 72.2   | 144.7   |
| 1983 Dic. | 476.3     | 22.8    | 68.3  | 49.4    | 44.1    | 31.2   | 26.5 | 72.8   | 158.5   |
| 1984 Dic. | 552.0     | 26.7    | 76.1  | 63.9    | 53.5    | 29.7   | 39.1 | 86.3   | 174.3   |
| 1985 Dic. | 582.5     | 28.6    | 87.1  | 63.4    | 60.8    | 34.8   | 36.6 | 96.7   | 173.4   |
| 1986 Dic. | 623.7     | 29.7    | 101.1 | 71.1    | 68.3    | 38.0   | 39.6 | 107.5  | 167.4   |
| 1987 Dic. | 669.9     | 31.2    | 110.8 | 74.6    | 75.8    | 45.5   | 44.0 | 116.0  | 171.3   |
| 1988 Dic. | 642.0     | 28.9    | 111.8 | 62.9    | 69.9    | 46.1   | 42.4 | 114.1  | 165.9   |
|           |           |         |       |         |         |        |      |        |         |
| 1986 Ene. | 590.9     | 28.4    | 87.8  | 66.4    | 61.2    | 35.6   | 41.8 | 97.6   | 177.8   |
| Feb.      | 584.8     | 26.1    | 87.8  | 66.0    | 62.0    | 35.6   | 35.0 | 96.5   | 175.8   |
| Mar.      | 592.1     | 28.1    | 89.0  | 68.2    | 61.6    | 36.1   | 35.4 | 97.8   | 175.6   |
| Abr.      | 593.9     | 28.9    | 90.8  | 67.9    | 61.0    | 36.5   | 35.9 | 97.6   | 174.4   |
| May.      | 593.1     | 28.8    | 91.3  | 66.6    | 61.9    | 36.6   | 36.4 | 97.6   | 174.1   |
| Jun.      | 599.9     | 28.3    | 92.5  | 69.4    | 61.5    | 36.7   | 36.8 | 99.3   | 173.8   |
| Jul.      | 605.0     | 30.8    | 94.4  | 69.1    | 62.0    | 36.5   | 37.4 | 99.3   | 175.2   |
| Ago.      | 607.9     | 31.0    | 95.3  | 69.7    | 62.8    | 36.5   | 37.6 | 100.3  | 174.8   |
| Sep.      | 609.8     | 29.9    | 96.2  | 68.9    | 64.6    | 37.0   | 37.8 | 102.6  | 172.7   |
| Oct.      | 611.4     | 29.3    | 97.3  | 70.0    | 66.1    | 36.0   | 37.8 | 104.8  | 169.3   |
| Nov.      | 620.6     | 30.6    | 99.3  | 72.0    | 67.6    | 37.1   | 38.9 | 105.8  | 168.4   |
| Dic.      | 623.7     | 29.7    | 101.1 | 71.1    | 68.3    | 38.0   | 39.6 | 107.5  | 167.4   |
|           |           |         |       |         |         |        |      |        |         |
| 1987 Ene. | 628.5     | 30.5    | 103.5 | 74.0    | 68.7    | 38.3   | 45.7 | 108.3  | 165.1   |
| Feb.      | 631.3     | 30.3    | 104.5 | 72.7    | 68.8    | 39.1   | 41.3 | 110.2  | 163.4   |
| Mar.      | 638.8     | 31.2    | 105.1 | 74.4    | 69.4    | 41.6   | 41.3 | 111.1  | 164.1   |
| Abr.      | 647.9     | 31.8    | 105.8 | 76.1    | 70.4    | 43.0   | 41.5 | 113.8  | 164.8   |
| May.      | 658.3     | 32.7    | 106.3 | 78.9    | 71.2    | 42.3   | 42.2 | 115.6  | 169.3   |
| Jun.      | 667.4     | 32.0    | 107.6 | 81.2    | 72.5    | 42.6   | 42.2 | 116.2  | 171.3   |
| Jul.      | 674.1     | 30.9    | 108.6 | 82.3    | 73.8    | 44.8   | 43.1 | 118.2  | 172.8   |
| Ago.      | 670.2     | 30.0    | 108.5 | 80.2    | 73.9    | 45.2   | 43.2 | 118.9  | 171.8   |
| Sep.      | 662.9     | 30.1    | 107.8 | 78.7    | 74.1    | 44.8   | 43.2 | 114.6  | 169.7   |
| Oct.      | 666.5     | 30.4    | 110.0 | 77.1    | 74.6    | 45.4   | 42.7 | 116.7  | 169.3   |
| Nov.      | 667.1     | 30.8    | 110.2 | 76.0    | 75.6    | 44.9   | 42.7 | 116.2  | 169.8   |
| Dic.      | 669.9     | 31.2    | 110.8 | 74.6    | 75.8    | 45.5   | 44.0 | 116.0  | 171.3   |
|           |           |         |       |         |         |        |      |        |         |
| 1988 Ene. | 664.1     | 32.3    | 110.7 | 68.6    | 77.2    | 46.1   | 46.4 | 115.7  | 172.3   |
| Feb.      | 655.2     | 31.3    | 110.8 | 69.0    | 73.4    | 45.1   | 39.2 | 112.3  | 172.3   |
| Mar.      | 655.9     | 32.0    | 110.1 | 73.5    | 73.2    | 45.5   | 40.9 | 112.2  | 167.8   |
| Abr.      | 660.1     | 31.9    | 111.7 | 74.8    | 73.1    | 43.3   | 42.8 | 114.2  | 167.1   |
| May.      | 669.6     | 32.8    | 112.1 | 76.6    | 74.9    | 43.9   | 44.2 | 115.8  | 169.3   |
| Jun.      | 681.3     | 32.3    | 112.7 | 78.6    | 76.6    | 44.6   | 45.2 | 116.5  | 172.7   |
| Jul.      | 685.4     | 31.1    | 113.2 | 79.4    | 77.3    | 46.8   | 45.1 | 117.7  | 174.9   |
| Ago.      | 673.4     | 30.2    | 111.8 | 77.8    | 76.4    | 45.9   | 45.6 | 117.7  | 169.3   |
| Sep.      | 658.1     | 29.2    | 108.6 | 73.8    | 74.1    | 45.0   | 46.2 | 115.3  | 166.2   |
| Oct.      | 657.3     | 28.8    | 113.9 | 69.3    | 72.0    | 46.0   | 44.9 | 114.6  | 167.6   |
| Nov.      | 647.6     | 29.2    | 113.1 | 64.5    | 71.1    | 46.1   | 42.4 | 114.5  | 166.7   |
| Dic.      | 642.0     | 28.9    | 111.8 | 62.9    | 69.9    | 46.1   | 42.4 | 114.1  | 165.9   |

## DEMANDAS Y OFERTAS DE EMPLEO POR PROVINCIAS

|           | ANDALUCIA |       | Almería |      | Cádiz |      | Córdoba |      | Granada |      | Huelva |      | Jaén  |      | Málaga |      | Sevilla |      |
|-----------|-----------|-------|---------|------|-------|------|---------|------|---------|------|--------|------|-------|------|--------|------|---------|------|
|           | D         | O     | D       | O    | D     | O    | D       | O    | D       | O    | D      | O    | D     | O    | D      | O    | D       | O    |
| 1978 Med. | 58626     | 8324  | 2000    | 457  | 13240 | 4832 | 9191    | 448  | 4701    | 330  | 3144   | 227  | 7033  | 1396 | 7827   | 278  | 11524   | 366  |
| 1979 Med. | 74146     | 11821 | 2872    | 557  | 17876 | 6120 | 11406   | 1060 | 6747    | 1114 | 3311   | 216  | 7570  | 2356 | 11270  | 759  | 13083   | 802  |
| 1980 Med. | 91056     | 21380 | 6697    | 990  | 23199 | 3926 | 15345   | 6150 | 8939    | 2732 | 3552   | 194  | 12577 | 5558 | 10744  | 808  | 12093   | 1020 |
| 1981 Med. | 100392    | 22698 | 5666    | 911  | 26518 | 3644 | 16110   | 6924 | 11512   | 3921 | 3871   | 155  | 1087  | 4874 | 12191  | 787  | 13262   | 1478 |
| 1982 Med. | 76590     | 3003  | 6560    | 125  | 14199 | 656  | 10095   | 384  | 8907    | 217  | 3968   | 110  | 8142  | 329  | 10210  | 789  | 14588   | 414  |
| 1983 Med. | 85389     | 1335  | 7268    | 99   | 15856 | 247  | 10790   | 175  | 8499    | 95   | 4696   | 60   | 7858  | -103 | 12315  | 304  | 19482   | 254  |
| 1984 Med. | 84490     | 9446  | 5334    | 537  | 17208 | 1106 | 10879   | 593  | 7635    | 1403 | 5043   | 545  | 9646  | 1263 | 11217  | 2577 | 18014   | 1369 |
| 1985 Med. | 98894     | 18721 | 5627    | 794  | 20550 | 1856 | 12604   | 1327 | 10328   | 3242 | 6539   | 865  | 10202 | 2944 | 15094  | 3344 | 17503   | 4312 |
| 1986 Med. | 121483    | 18862 | 7471    | 1164 | 24882 | 1746 | 18676   | 1501 | 13053   | 3091 | 9011   | 728  | 11292 | 2814 | 16410  | 2621 | 20383   | 4876 |
| 1987 Med. | 131856    | 18610 | 7785    | 1656 | 25306 | 1685 | 25502   | 1362 | 13709   | 2951 | 10217  | 1121 | 11292 | 2822 | 17532  | 2383 | 23013   | 4479 |
| 1986 Ene. | 121644    | 13222 | 8079    | 1373 | 26615 | 563  | 16154   | 1797 | 15148   | 1815 | 7660   | 121  | 10275 | 619  | 17234  | 2335 | 20479   | 4669 |
| Feb.      | 97212     | 7673  | 5343    | 291  | 19650 | 240  | 12784   | 736  | 9005    | 631  | 7634   | 295  | 8168  | 635  | 13419  | 1238 | 17209   | 3607 |
| Mar.      | 87389     | 7334  | 5263    | 295  | 19745 | 400  | 10724   | 638  | 7480    | 789  | 6712   | 169  | 9697  | 1277 | 12645  | 428  | 15623   | 3338 |
| Abr.      | 101482    | 8442  | 6040    | 404  | 23143 | 561  | 12750   | 291  | 8246    | 1132 | 7194   | 302  | 11682 | 806  | 15392  | 2391 | 17035   | 2555 |
| May.      | 98105     | 17456 | 5545    | 728  | 21037 | 1723 | 14185   | 829  | 9688    | 3310 | 7680   | 462  | 9955  | 3636 | 14481  | 3585 | 15534   | 3183 |
| Jun.      | 122795    | 25494 | 6570    | 1381 | 25703 | 3025 | 20818   | 2022 | 12761   | 4524 | 9176   | 930  | 11930 | 5890 | 16255  | 3440 | 19582   | 4282 |
| Jul.      | 128145    | 28156 | 10559   | 1018 | 23004 | 3751 | 19319   | 2740 | 12593   | 4683 | 11893  | 1371 | 13385 | 4639 | 18403  | 3662 | 18989   | 6294 |
| Ago.      | 108144    | 24177 | 7368    | 500  | 21007 | 2717 | 15278   | 2180 | 14876   | 5458 | 10956  | 1095 | 9783  | 3422 | 12783  | 2450 | 16093   | 6355 |
| Sep.      | 151151    | 25178 | 10251   | 2649 | 36050 | 1923 | 21731   | 2261 | 14646   | 3656 | 11596  | 1158 | 11387 | 2961 | 17501  | 2098 | 25989   | 8472 |
| Oct.      | 160919    | 22841 | 9557    | 1200 | 32409 | 2880 | 28347   | 1799 | 18117   | 3673 | 10120  | 1323 | 13482 | 3774 | 20944  | 2879 | 27943   | 5313 |
| Nov.      | 160591    | 25333 | 8753    | 2587 | 26465 | 2036 | 30319   | 1612 | 21047   | 4680 | 9487   | 852  | 14828 | 3620 | 21856  | 3987 | 27836   | 5959 |
| Dic.      | 120222    | 17439 | 6325    | 1543 | 21400 | 1134 | 21702   | 1179 | 13029   | 2741 | 8524   | 661  | 10937 | 2490 | 16010  | 2970 | 22295   | 4721 |
| 1987 Ene. | 138636    | 8497  | 7289    | 940  | 28455 | 564  | 54781   | 874  | 12754   | 729  | 9621   | 358  | 10364 | 357  | 18375  | 1228 | 27497   | 3477 |
| Feb.      | 120715    | 7882  | 6891    | 1170 | 20778 | 513  | 22742   | 628  | 11942   | 818  | 8873   | 601  | 9765  | 568  | 13595  | 827  | 26128   | 2757 |
| Mar.      | 124437    | 6650  | 6243    | 648  | 24058 | 777  | 23234   | 594  | 9409    | 548  | 12053  | 548  | 11692 | 888  | 15799  | 1104 | 21747   | 1646 |
| Abr.      | 113597    | 9804  | 6643    | 547  | 21031 | 1664 | 23232   | 919  | 9458    | 858  | 9498   | 754  | 9285  | 1554 | 15356  | 2444 | 18794   | 1064 |
| May.      | 117470    | 22709 | 6054    | 3210 | 22335 | 1818 | 21977   | 1587 | 12524   | 3835 | 8451   | 897  | 11499 | 4210 | 16309  | 2653 | 18321   | 3999 |
| Jun.      | 130792    | 24791 | 7480    | 1992 | 25710 | 2845 | 24733   | 2011 | 14562   | 5999 | 11392  | 1169 | 9814  | 3963 | 16740  | 2272 | 20361   | 5010 |
| Jul.      | 132545    | 23776 | 10492   | 4318 | 24251 | 2799 | 18246   | 1596 | 13905   | 2884 | 13863  | 1510 | 11249 | 3886 | 18005  | 2091 | 22534   | 5192 |
| Ago.      | 108017    | 23949 | 6422    | 813  | 23620 | 2014 | 15777   | 2020 | 11271   | 4110 | 9360   | 1519 | 10668 | 4929 | 14257  | 2954 | 16642   | 5590 |
| Sep.      | 144977    | 24258 | 10068   | 2282 | 31746 | 1755 | 21637   | 1958 | 13816   | 3159 | 10097  | 1688 | 12079 | 3566 | 20038  | 2658 | 25496   | 7192 |
| Oct.      | 166915    | 24349 | 10150   | 2239 | 32478 | 1886 | 28475   | 1564 | 20467   | 3822 | 10870  | 2716 | 13140 | 3585 | 21857  | 3062 | 29278   | 5495 |
| Nov.      | 168441    | 31054 | 9811    | 216  | 28631 | 2636 | 30425   | 1736 | 20668   | 5830 | 10849  | 1373 | 14951 | 4784 | 22822  | 4147 | 30284   | 8832 |
| Dic.      | 116031    | 16101 | 5876    | 1500 | 20579 | 1484 | 20562   | 912  | 14034   | 3125 | 7680   | 368  | 10993 | 2064 | 17230  | 3159 | 19077   | 3489 |

| COLOCACIONES. (Movimiento laboral registrado) |         |           |           |         |           |           |
|---|---------|-----------|-----------|---------|-----------|-----------|
| ANDALUCÍA                                     |         |           | ESPAÑA    |         |           |           |
|   | Total   | Nominadas | Genéricas | Total   | Nominadas | Genéricas |
| 1979 Tot.                                     | 534210  | 383717    | 150493    | 1556649 | 1102007   | 454642    |
| 1980 Tot.                                     | 729352  | 477550    | 251802    | 1908682 | 1322913   | 585769    |
| 1981 Tot.                                     | 735394  | 467850    | 267544    | 1966606 | 1448776   | 517830    |
| 1982 Tot.                                     | 417319  | 385225    | 32094     | 1607137 | 1446612   | 160524    |
| 1983 Tot.                                     | 386272  | 375567    | 10705     | 1471153 | 1357316   | 113837    |
| 1984 Tot.                                     | 578419  | 475400    | 103019    | 1829990 | 1572101   | 257889    |
| 1985 Tot.                                     | 854091  | 644779    | 209403    | 2565183 | 2095331   | 469852    |
| 1986 Tot.                                     | 1031225 | 827968    | 203257    | 3012961 | 2537044   | 475917    |
| 1987 Tot.                                     | 1199229 | 1000811   | 198418    | 3447895 | 2960619   | 487276    |
| 1988 Tot.                                     | 1257791 | 1068487   | 189302    | 3711844 | 3172313   | 539531    |
| 1986 Ene.                                     | 81346   | 68768     | 12578     | 216380  | 189098    | 27282     |
| Feb.  | 59645   | 52669     | 6976      | 190663  | 172021    | 18642     |
| Mar.  | 57359   | 52701     | 4658      | 182816  | 166351    | 16465     |
| Abr.  | 72785   | 67021     | 5764      | 238858  | 217979    | 20879     |
| May.  | 82584   | 68815     | 13769     | 256534  | 224264    | 32270     |
| Jun.  | 90511   | 68858     | 21653     | 281757  | 235218    | 46539     |
| Jul.  | 93476   | 67165     | 26311     | 301257  | 237988    | 63269     |
| Ago.  | 74139   | 50797     | 23342     | 206780  | 159531    | 47249     |
| Sep.  | 108417  | 84088     | 24329     | 289184  | 238717    | 50467     |
| Oct.  | 116163  | 94761     | 21402     | 331190  | 281260    | 49930     |
| Nov.  | 101938  | 77513     | 24425     | 282652  | 224503    | 58149     |
| Dic.  | 92862   | 74812     | 18050     | 234890  | 190114    | 44776     |
| 1987 Ene.                                     | 101598  | 93752     | 7846      | 252812  | 230134    | 22678     |
| Feb.  | 76954   | 70009     | 6945      | 243792  | 222216    | 21576     |
| Mar.  | 88435   | 83180     | 5255      | 256608  | 235677    | 20931     |
| Abr.  | 86794   | 79361     | 7433      | 273847  | 245305    | 28542     |
| May.  | 92202   | 76379     | 15823     | 292619  | 249851    | 42768     |
| Jun.  | 106631  | 89854     | 20777     | 309879  | 257988    | 51891     |
| Jul.  | 94251   | 71961     | 22290     | 319544  | 264122    | 55422     |
| Ago.  | 83444   | 62058     | 21386     | 238159  | 193114    | 45045     |
| Sep.  | 130537  | 106337    | 24200     | 332438  | 284868    | 47570     |
| Oct.  | 115534  | 93055     | 22479     | 346365  | 298987    | 47378     |
| Nov.  | 127476  | 100030    | 27446     | 334908  | 274428    | 60480     |
| Dic.  | 95373   | 78835     | 16538     | 246924  | 203929    | 42995     |
| 1988 Ene.                                     | 109184  | 98496     | 10688     | 283361  | 252363    | 30998     |
| Feb.  | 103060  | 95209     | 7851      | 316054  | 286091    | 29963     |
| Mar.  | 89133   | 82142     | 6991      | 286323  | 259915    | 26408     |
| Abr.  | 97823   | 90270     | 7553      | 299186  | 272089    | 27097     |
| May.  | 96947   | 87090     | 9857      | 305122  | 267811    | 37311     |
| Jun.  | 104738  | 91919     | 12819     | 320163  | 268510    | 51653     |
| Jul.  | 93957   | 71123     | 22834     | 314953  | 249083    | 65870     |
| Ago.  | 90504   | 66864     | 23640     | 260515  | 211585    | 48930     |
| Sep.  | 123017  | 97284     | 25733     | 347039  | 292492    | 54547     |
| Oct.  | 123007  | 101253    | 21754     | 367432  | 313978    | 53454     |
| Nov.  | 121427  | 100272    | 21153     | 346425  | 285817    | 60608     |
| Dic.  | 104994  | 86565     | 18429     | 265271  | 212579    | 52692     |

**COLOCACIONES POR RAMAS DE ACTIVIDAD ECONÓMICA. ANDALUCÍA**  
**(Movimiento Laboral Registrado)**

|           | 0                             | 1                    | 2                        |                                   |                       | 5            | 6  | 7                                       | 8                           | 9                  |        |
|-----------|-------------------------------|----------------------|--------------------------|-----------------------------------|-----------------------|--------------|--|---|-----------------------------|--------------------|--------|
| TOTAL     | Agricultura<br>y<br>ganadería | Energía<br>y<br>agua | Químicas<br>y<br>mineras | Transfor-<br>mación<br>de metales | Otras<br>manufacturas | Construcción | Comercio,<br>hostelería<br>y<br>reparaciones | Transportes<br>y<br>comunica-<br>ciones | Seguros<br>y<br>financieras | Otros<br>servicios |        |
| 1983 Tot. | 386272                        | 105725               | 2174                     | 5650                              | 16867                 | 36340        | 112099                                       | 58468                                   | 9039                        | 6294               | 33616  |
| 1984 Tot. | 578419                        | 261261               | 1904                     | 6862                              | 16103                 | 37053        | 130627                                       | 60960                                   | 8514                        | 6850               | 48285  |
| 1985 Tot. | 858534                        | 383665               | 2099                     | 6477                              | 19152                 | 49913        | 200333                                       | 81594                                   | 11353                       | 10180              | 89703  |
| 1986 Tot. | 1033195                       | 444870               | 2349                     | 7149                              | 21644                 | 61612        | 237900                                       | 108050                                  | 13881                       | 15860              | 119880 |
| 1987 Tot. | 100048                        | 45022                | 169                      | 614                               | 2182                  | 5746         | 20828  | 10868                                   | 1380                        | 1806               | 11433  |
| 1985 Ene. | 81537                         | 48344                | 175                      | 622                               | 1682                  | 5922         | 13144  | 5187                                    | 837                         | 629                | 4995   |
| Feb.      | 57386                         | 29590                | 187                      | 411                               | 1486                  | 3247         | 10507  | 2115                                    | 795                         | 748                | 4232   |
| Mar.      | 46689                         | 19171                | 144                      | 434                               | 1295                  | 3335         | 10366  | 3679                                    | 859                         | 749                | 3957   |
| Abr.      | 55132                         | 22030                | 133                      | 494                               | 1296                  | 4118         | 11759  | 8935                                    | 989                         | 713                | 4665   |
| May.      | 54769                         | 21197                | 127                      | 572                               | 1558                  | 3459         | 13434  | 7656                                    | 1082                        | 833                | 4851   |
| Jun.      | 54240                         | 20662                | 138                      | 655                               | 1565                  | 3830         | 12408  | 7170                                    | 854                         | 764                | 6194   |
| Jul.      | 67707                         | 24374                | 176                      | 581                               | 1950                  | 4192         | 16142  | 8389                                    | 1107                        | 1022               | 9774   |
| Ago.      | 71040                         | 24084                | 239                      | 480                               | 1672                  | 2950         | 23425  | 5809                                    | 885                         | 1079               | 10422  |
| Sep.      | 95668                         | 46379                | 107                      | 615                               | 1577                  | 4765         | 24665  | 5544                                    | 935                         | 785                | 10296  |
| Oct.      | 98712                         | 42608                | 362                      | 557                               | 2213                  | 5601         | 23696  | 8876                                    | 1154                        | 1071               | 12574  |
| Nov.      | 89429                         | 37876                | 195                      | 583                               | 1590                  | 4528         | 23678  | 8512                                    | 987                         | 939                | 10541  |
| Dic.      | 86225                         | 47350                | 116                      | 473                               | 1268                  | 3968         | 17109  | 7022                                    | 869                         | 848                | 7202   |
| 1986 Ene. | 81346                         | 39781                | 236                      | 542                               | 1488                  | 5778         | 17179  | 7451                                    | 985                         | 1343               | 6563   |
| Feb.      | 59641                         | 20831                | 248                      | 535                               | 1877                  | 4413         | 16196  | 7288                                    | 997                         | 1135               | 6121   |
| Mar.      | 57358                         | 22408                | 135                      | 453                               | 1481                  | 3915         | 13884  | 7988                                    | 1033                        | 1034               | 5027   |
| Abr.      | 72785                         | 25107                | 133                      | 624                               | 1868                  | 5183         | 18114  | 9967                                    | 1442                        | 1308               | 9039   |
| May.      | 82584                         | 36174                | 192                      | 596                               | 1795                  | 4162         | 17882  | 9705                                    | 1164                        | 1331               | 9583   |
| Jun.      | 90512                         | 35600                | 205                      | 664                               | 1962                  | 5853         | 21480  | 10472                                   | 1231                        | 1380               | 11665  |
| Jul.      | 93606                         | 30125                | 252                      | 737                               | 2138                  | 4906         | 25095  | 11071                                   | 1303                        | 1544               | 16435  |
| Ago.      | 74139                         | 24548                | 175                      | 581                               | 1771                  | 4186         | 23507  | 6851                                    | 797                         | 1115               | 10608  |
| Sep.      | 110009                        | 53306                | 215                      | 730                               | 1812                  | 5747         | 25249  | 7675                                    | 1233                        | 1219               | 12823  |
| Oct.      | 116434                        | 55734                | 175                      | 654                               | 2022                  | 7689         | 23167  | 10558                                   | 1458                        | 1670               | 13307  |
| Nov.      | 101919                        | 48634                | 202                      | 574                               | 2000                  | 4957         | 21566  | 10260                                   | 1239                        | 1445               | 11042  |
| Dic.      | 92862                         | 52622                | 181                      | 459                               | 1430                  | 4823         | 14581  | 8764                                    | 999                         | 1336               | 7667   |
| 1987 Ene. | 102115                        | 55047                | 228                      | 663                               | 1986                  | 7006         | 17196  | 8681                                    | 1065                        | 1917               | 8326   |
| Feb.      | 77124                         | 35898                | 142                      | 540                               | 2333                  | 4781         | 15738  | 8237                                    | 1146                        | 1638               | 6671   |
| Mar.      | 88434                         | 39766                | 174                      | 687                               | 2221                  | 5311         | 19172  | 10464                                   | 1345                        | 1659               | 7635   |
| Abr.      | 85887                         | 38267                | 139                      | 484                               | 1988                  | 5416         | 16200  | 12155                                   | 1256                        | 1459               | 8523   |
| May.      | 92237                         | 37169                | 154                      | 632                               | 2293                  | 5723         | 21844  | 12065                                   | 1361                        | 1402               | 9594   |
| Jun.      | 106631                        | 44809                | 175                      | 741                               | 2374                  | 5570         | 24350  | 12286                                   | 1625                        | 2172               | 12529  |
| Jul.      | 94701                         | 32408                | 280                      | 631                               | 2064                  | 5024         | 22682  | 12751                                   | 2086                        | 2040               | 14735  |
| Ago.      | 83744                         | 29612                | 153                      | 575                               | 2078                  | 3868         | 23238  | 9199                                    | 991                         | 1431               | 12599  |
| Sep.      | 130510                        | 65120                | 163                      | 756                               | 2470                  | 6949         | 27285  | 9273                                    | 1340                        | 2147               | 15007  |
| Oct.      | 115813                        | 51569                | 124                      | 627                               | 2288                  | 7845         | 22865  | 12046                                   | 1737                        | 2003               | 14709  |
| Nov.      | 127453                        | 59639                | 192                      | 644                               | 2536                  | 7065         | 25549  | 13020                                   | 1458                        | 1922               | 15428  |
| Dic.      | 95931                         | 50966                | 109                      | 387                               | 1553                  | 4389         | 13811  | 10241                                   | 1145                        | 1888               | 11442  |

**COLOCACIONES TOTALES POR PROVINCIAS  
(Movimiento laboral registrado)**

|           | Almería | Cádiz  | Córdoba | Granada | Huelva | Jaén   | Málaga | Sevilla | ANDALUCIA | ESPAÑA  |
|-----------|---------|--------|---------|---------|--------|--------|--------|---------|-----------|---------|
| 1979 Tot. | 17168   | 154365 | 89457   | 28761   | 25058  | 53644  | 87039  | 78718   | 534210    | 1556649 |
| 1980 Tot. | 32473   | 215530 | 129084  | 58542   | 25611  | 104803 | 77966  | 85343   | 729352    | 1908682 |
| 1981 Tot. | 29371   | 234073 | 123135  | 69311   | 26418  | 80387  | 93478  | 79221   | 735394    | 1966606 |
| 1982 Tot. | 19667   | 110790 | 49997   | 28625   | 32568  | 36132  | 61605  | 77935   | 417319    | 1607137 |
| 1983 Tot. | 26962   | 103382 | 53546   | 29835   | 23793  | 28101  | 61208  | 59445   | 386272    | 1471153 |
| 1984 Tot. | 36879   | 155923 | 82464   | 40903   | 34397  | 41794  | 92395  | 93664   | 578419    | 1829990 |
| 1985 Tot. | 46952   | 199970 | 127985  | 73112   | 43794  | 79631  | 131353 | 155767  | 858564    | 2571459 |
| 1986 Tot. | 55659   | 230937 | 184248  | 76747   | 56329  | 78784  | 142776 | 205748  | 1031225   | 3195777 |
| 1987 Tot. | 72239   | 249279 | 253575  | 78152   | 77652  | 76995  | 160151 | 231186  | 1199229   | 3447895 |
| 1988 Tot. | 82706   | 253762 | 280469  | 84234   | 85019  | 77949  | 179204 | 214446  | 1257789   | 3711844 |
| 1986 Ene. | 4334    | 18470  | 20729   | 4911    | 2822   | 6087   | 11408  | 12585   | 81346     | 216380  |
| Feb.      | 3588    | 13498  | 8326    | 3921    | 3167   | 3684   | 9214   | 14247   | 59645     | 190663  |
| Mar.      | 3544    | 15215  | 8121    | 3917    | 4103   | 3567   | 8576   | 10316   | 57359     | 182816  |
| Abr.      | 2780    | 18488  | 10228   | 4209    | 5629   | 4861   | 13874  | 12716   | 72785     | 238858  |
| May.      | 4171    | 20497  | 13565   | 5882    | 5113   | 6388   | 13646  | 13322   | 82584     | 256534  |
| Jun.      | 4053    | 21535  | 14702   | 7537    | 4294   | 9415   | 13348  | 15627   | 90511     | 281757  |
| Jul.      | 3630    | 18118  | 14573   | 8899    | 4689   | 8823   | 15310  | 19434   | 93476     | 301257  |
| Ago.      | 2706    | 14156  | 10038   | 9114    | 5155   | 6269   | 9974   | 16727   | 74139     | 206780  |
| Sep.      | 6235    | 31799  | 18360   | 6928    | 5058   | 6699   | 11452  | 21886   | 108417    | 289184  |
| Oct.      | 6656    | 23824  | 23909   | 7746    | 5947   | 7816   | 12636  | 27629   | 116163    | 331190  |
| Nov.      | 8315    | 16905  | 19827   | 8009    | 6439   | 7090   | 12611  | 22742   | 101938    | 282652  |
| Dic.      | 5647    | 18432  | 21870   | 5674    | 3910   | 8085   | 10727  | 18517   | 92862     | 234890  |
| 1987 Ene. | 4422    | 17250  | 37049   | 4205    | 4795   | 4376   | 11566  | 17935   | 101598    | 252812  |
| Feb.      | 4972    | 14642  | 21325   | 4302    | 4596   | 3396   | 8310   | 15411   | 76954     | 243792  |
| Mar.      | 4514    | 19333  | 19959   | 3393    | 7190   | 4731   | 12876  | 16439   | 88435     | 256608  |
| Abr.      | 4051    | 21984  | 17488   | 4107    | 5371   | 4994   | 14118  | 14681   | 86794     | 273847  |
| May.      | 4657    | 17516  | 18292   | 6874    | 7895   | 8616   | 14535  | 13817   | 92202     | 292619  |
| Jun.      | 5354    | 22568  | 19968   | 9522    | 9544   | 6719   | 14117  | 18839   | 106631    | 309879  |
| Jul.      | 8303    | 17727  | 14651   | 8230    | 4375   | 6883   | 16289  | 17793   | 94251     | 319544  |
| Ago.      | 4241    | 17268  | 10822   | 7199    | 5776   | 7363   | 13118  | 17657   | 83444     | 238159  |
| Sep.      | 7702    | 36496  | 23763   | 6611    | 6611   | 8417   | 13954  | 26983   | 130537    | 332438  |
| Oct.      | 8793    | 22706  | 21690   | 8261    | 7339   | 7782   | 12942  | 26021   | 115534    | 346365  |
| Nov.      | 9385    | 24306  | 23095   | 8711    | 9479   | 8456   | 15882  | 28162   | 127476    | 334908  |
| Dic.      | 5845    | 17483  | 25473   | 6737    | 4681   | 5262   | 12444  | 17448   | 95373     | 246924  |
| 1988 Ene. | 4260    | 16407  | 36591   | 6191    | 5739   | 7596   | 12537  | 19863   | 109184    | 283361  |
| Feb.      | 4634    | 21679  | 23795   | 5622    | 6312   | 4004   | 17929  | 19085   | 103060    | 316054  |
| Mar.      | 5938    | 17386  | 19971   | 5007    | 9842   | 4416   | 12394  | 14179   | 89133     | 286323  |
| Abr.      | 4226    | 24257  | 20589   | 5203    | 7930   | 5067   | 14873  | 15678   | 97823     | 299186  |
| May.      | 6229    | 19193  | 20087   | 4944    | 6805   | 5904   | 16530  | 17255   | 96947     | 305122  |
| Jun.      | 7590    | 23199  | 19759   | 5264    | 5347   | 6598   | 15511  | 21470   | 104738    | 320163  |
| Jul.      | 4998    | 18149  | 17391   | 8509    | 4492   | 8093   | 15998  | 16327   | 93957     | 314953  |
| Ago.      | 6896    | 16188  | 16329   | 7128    | 5770   | 7633   | 13977  | 16583   | 90504     | 260515  |
| Sep.      | 9261    | 33855  | 21153   | 9225    | 7839   | 7178   | 15089  | 19417   | 123017    | 347039  |
| Oct.      | 9471    | 20415  | 29830   | 10447   | 8183   | 8038   | 14599  | 22024   | 123007    | 367432  |
| Nov.      | 12939   | 21800  | 26829   | 8609    | 9128   | 7712   | 16249  | 18159   | 121425    | 346425  |
| Dic.      | 6264    | 21234  | 28145   | 8085    | 7632   | 5710   | 13518  | 14406   | 104994    | 265271  |

**PERCEPTORES DE PRESTACIONES  
Y COBERTURA DEL SEGURO DE DESEMPLEO. ANDALUCIA**

|           | PRESTACIONES ECONOMICAS            |   |                        |                          |   |                        | COBERTURA                                |                   |                  |
|-----------|------------------------------------|---|------------------------|--------------------------|---|------------------------|--|-------------------|------------------|
|           | Total perceptores<br>(1) = (2 + 7) | Total prestaciones económicas<br>(2) =<br>(3 + 4 + 5 + 6) | BASICAS                |                          |   | Complementarias<br>(6) | Prestaciones médico-farmacéuticas<br>(7) | Tasa bruta<br>(8) | Tasa neta<br>(9) |
|           |                                    |   | Desempleo total<br>(3) | Desempleo parcial<br>(4) | Trabajadores eventuales agrarios<br>(5) |                        |  |                   |                  |
| 1983 Med. | 154415                             | 105109  | 73099                  | 623                      |   | 31387                  | 49306                                    | 23.7              | 33.1             |
| 1984 Med. | 334939                             | 273377  | 76580                  | 385                      | 156141                                  | 40270                  | 61562                                    | 22.8              | 37.5             |
| 1985 Med. | 357108                             | 309479  | 80294                  | 518                      | 149207                                  | 79461                  | 47629                                    | 29.5              | 48.3             |
| 1986 Med. | 412689                             | 351947  | 79204                  | 449                      | 193693                                  | 78601                  | 60741                                    | 26.4              | 45.3             |
| 1987 Med. | 421126                             | 374168  | 72936                  | 381                      | 213875                                  | 84424                  | 46958                                    | 24.4              | 43.0             |
| 1985 Ene. | 325901                             | 275937  | 86624                  | 698                      | 111729                                  | 76886                  | 49964                                    | 29.0              | 47.2             |
| Feb.      | 350365                             | 305148  | 87145                  | 354                      | 139687                                  | 77962                  | 45217                                    | 28.4              | 48.3             |
| Mar.      | 364104                             | 320643  | 81934                  | 531                      | 154168                                  | 84010                  | 43461                                    | 28.5              | 48.8             |
| Abr.      | 387164                             | 344072  | 83054                  | 420                      | 172028                                  | 88570                  | 43092                                    | 29.0              | 51.3             |
| May.      | 404973                             | 362124  | 77947                  | 457                      | 190281                                  | 93439                  | 42849                                    | 30.4              | 52.5             |
| Jun.      | 387793                             | 345241  | 76023                  | 608                      | 179316                                  | 89292                  | 42552                                    | 32.0              | 53.1             |
| Jul.      | 328903                             | 284700  | 70068                  | 648                      | 133721                                  | 80263                  | 44203                                    | 29.9              | 49.4             |
| Ago.      | 347763                             | 308482  | 68506                  | 613                      | 166991                                  | 72372                  | 39281                                    | 29.9              | 46.2             |
| Sep.      | 354855                             | 305213  | 74675                  | 461                      | 159815                                  | 70262                  | 49642                                    | 28.0              | 42.6             |
| Oct.      | 364492                             | 310073  | 81352                  | 431                      | 155515                                  | 72775                  | 54419                                    | 31.9              | 46.6             |
| Nov.      | 352402                             | 294487  | 86143                  | 474                      | 134692                                  | 73178                  | 57915                                    | 28.0              | 46.5             |
| Dic.      | 316596                             | 257639  | 90056                  | 517                      | 92541                                   | 74525                  | 58957                                    | 28.7              | 47.4             |
| 1986 Ene. | 388779                             | 327910  | 86064                  | 426                      | 167258                                  | 74162                  | 60869                                    | 27.4              | 44.8             |
| Feb.      | 415611                             | 354073  | 87309                  | 451                      | 187811                                  | 78502                  | 61538                                    | 28.7              | 47.2             |
| Mar.      | 419042                             | 356521  | 84375                  | 448                      | 191914                                  | 79784                  | 62521                                    | 26.9              | 45.2             |
| Abr.      | 429924                             | 366136  | 80006                  | 503                      | 204140                                  | 81487                  | 36788                                    | 26.8              | 45.7             |
| May.      | 437373                             | 374841  | 79463                  | 432                      | 212089                                  | 82857                  | 62532                                    | 27.8              | 47.6             |
| Jun.      | 431280                             | 369924  | 76104                  | 414                      | 213853                                  | 79553                  | 61356                                    | 27.0              | 46.9             |
| Jul.      | 425505                             | 365104  | 71680                  | 421                      | 214990                                  | 78013                  | 60401                                    | 26.1              | 45.5             |
| Ago.      | 421770                             | 361259  | 70038                  | 453                      | 215058                                  | 75710                  | 60511                                    | 25.2              | 43.9             |
| Sep.      | 418047                             | 359879  | 72364                  | 457                      | 209881                                  | 77177                  | 58168                                    | 25.2              | 44.1             |
| Oct.      | 413732                             | 355191  | 75010                  | 434                      | 202774                                  | 76973                  | 58541                                    | 25.0              | 44.0             |
| Nov.      | 392932                             | 333472  | 84755                  | 462                      | 168117                                  | 80136                  | 59460                                    | 26.0              | 45.3             |
| Dic.      | 358272                             | 299068  | 83290                  | 482                      | 136437                                  | 78859                  | 9204                                     | 25.2              | 43.6             |
| 1987 Ene. | 397520                             | 340644  | 82398                  | 560                      | 175516                                  | 82170                  | 56876                                    | 25.1              | 43.2             |
| Feb.      | 415892                             | 363156  | 80743                  | 364                      | 194661                                  | 80743                  | 52376                                    | 25.6              | 44.5             |
| Mar.      | 425298                             | 375305  | 74581                  | 381                      | 207861                                  | 74581                  | 49993                                    | 25.3              | 44.5             |
| Abr.      | 426112                             | 383848  | 75420                  | 405                      | 210400                                  | 97623                  | 42264                                    | 26.3              | 46.4             |
| May.      | 434120                             | 393602  | 72777                  | 398                      | 222382                                  | 98045                  | 40518                                    | 26.4              | 46.8             |
| Jun.      | 441617                             | 401448  | 74824                  | 375                      | 229313                                  | 96936                  | 40169                                    | 26.8              | 48.0             |
| Jul.      | 435142                             | 394626  | 71329                  | 371                      | 234782                                  | 88144                  | 40516                                    | 25.0              | 44.7             |
| Ago.      | 422270                             | 380270  | 64530                  | 356                      | 235470                                  | 79914                  | 42000                                    | 22.6              | 40.4             |
| Sep.      | 417838                             | 371374  | 61890                  | 355                      | 231515                                  | 77614                  | 46464                                    | 21.7              | 38.7             |
| Oct.      | 433263                             | 383903  | 67258                  | 310                      | 235367                                  | 80968                  | 49360                                    | 22.4              | 39.8             |
| Nov.      | 417760                             | 366540  | 75034                  | 366                      | 209245                                  | 81895                  | 51220                                    | 23.0              | 40.3             |
| Dic.      | 387046                             | 335305  | 74452                  | 332                      | 179993                                  | 74452                  | 51741                                    | 22.4              | 38.7             |

## VI. MERCADO DE TRABAJO

VI - 18

## BENEFICIARIOS DE PRESTACIONES DE DESEMPEÑO POR PROVINCIAS. ANDALUCIA Y ESPAÑA

(a): Beneficiarios de prestaciones básicas por desempleo total y complementarias.  
(b): Trabajadores eventuales agrícolas subsidiados.

|           | Miles de personas |     |       |      |         |      |         |      |        |      |      |      |        |      |         |      |           |       |        |       |
|-----------|-------------------|-----|-------|------|---------|------|---------|------|--------|------|------|------|--------|------|---------|------|-----------|-------|--------|-------|
|           | ALMERIA           |     | CADIZ |      | CORDOBA |      | GRANADA |      | HUELVA |      | JAEN |      | MALAGA |      | SEVILLA |      | ANDALUCIA |       | ESPAÑA |       |
|           | a                 | b   | a     | b    | a       | b    | a       | b    | a      | b    | a    | b    | a      | b    | a       | b    | a         | b     | a      | b     |
| 1983 Med. | 5.3               |     | 17.6  |      | 10.6    |      | 13.0    |      | 7.9    |      | 8.4  |      | 20.1   |      | 25.6    |      | 108.4     |       | 613.3  |       |
| 1984 Med. | 6.1               | 4.8 | 20.5  | 21.9 | 10.3    | 23.0 | 13.8    | 18.2 | 7.6    | 8.4  | 9.0  | 20.0 | 23.2   | 16.2 | 24.5    | 43.6 | 115.1     | 156.1 | 651.7  | 192.3 |
| 1985 Med. | 8.1               | 4.5 | 25.3  | 18.3 | 17.1    | 21.1 | 18.6    | 17.9 | 10.6   | 9.8  | 11.9 | 19.8 | 31.9   | 14.2 | 33.8    | 45.1 | 160.5     | 152.4 | 855.3  | 184.4 |
| 1986 Med. | 7.9               | 7.1 | 23.3  | 21.3 | 16.3    | 27.7 | 17.7    | 24.7 | 10.3   | 14.5 | 12.0 | 24.7 | 30.5   | 17.9 | 39.9    | 55.9 | 159.6     | 191.9 | 868.0  | 232.1 |
| 1987 Med. | 10.1              | 7.3 | 23.2  | 23.0 | 17.0    | 29.8 | 18.8    | 27.9 | 9.7    | 18.3 | 10.2 | 22.9 | 30.0   | 18.8 | 41.0    | 65.9 | 159.9     | 213.9 | 847.0  | 251.9 |
| 1986 Ene. | 7.9               | 5.8 | 23.8  | 18.6 | 16.8    | 25.0 | 20.4    | 21.4 | 10.1   | 12.8 | 12.2 | 16.4 | 31.5   | 18.8 | 37.5    | 48.4 | 160.2     | 167.3 | 867.9  | 206.7 |
| Feb.      | 8.4               | 7.1 | 23.7  | 22.6 | 16.9    | 24.8 | 19.1    | 25.3 | 10.7   | 13.9 | 13.0 | 19.8 | 32.9   | 19.7 | 41.2    | 54.6 | 187.8     | 165.8 | 869.3  | 232.1 |
| Mar.      | 8.2               | 7.5 | 23.6  | 22.9 | 16.4    | 24.9 | 17.8    | 26.4 | 10.8   | 14.1 | 12.4 | 19.6 | 34.2   | 20.0 | 40.8    | 56.4 | 164.2     | 191.9 | 882.2  | 237.7 |
| Abr.      | 7.9               | 7.5 | 23.3  | 24.0 | 17.0    | 26.0 | 18.1    | 27.5 | 11.1   | 13.8 | 11.9 | 23.3 | 33.7   | 20.9 | 38.7    | 61.1 | 161.5     | 204.1 | 880.3  | 250.5 |
| May.      | 8.1               | 7.6 | 23.5  | 24.2 | 17.0    | 27.8 | 17.9    | 28.8 | 10.8   | 13.3 | 11.3 | 26.7 | 32.6   | 21.3 | 41.3    | 62.4 | 162.3     | 212.1 | 873.2  | 257.9 |
| Jun.      | 8.5               | 7.9 | 23.0  | 23.0 | 16.3    | 31.3 | 16.7    | 28.5 | 10.5   | 13.0 | 13.4 | 27.7 | 27.4   | 20.1 | 39.8    | 62.5 | 155.7     | 213.9 | 873.2  | 255.7 |
| Jul.      | 7.0               | 7.7 | 22.7  | 22.6 | 16.2    | 31.5 | 16.0    | 23.7 | 9.8    | 14.1 | 11.2 | 28.9 | 26.9   | 19.4 | 39.9    | 62.0 | 149.7     | 215.0 | 852.6  | 256.2 |
| Ago.      | 6.6               | 7.9 | 23.1  | 22.3 | 15.0    | 31.3 | 15.4    | 28.3 | 9.6    | 15.3 | 11.6 | 29.0 | 27.2   | 19.5 | 37.2    | 61.5 | 145.7     | 215.6 | 836.8  | 254.9 |
| Sep.      | 7.4               | 8.0 | 23.1  | 22.2 | 14.6    | 30.9 | 16.2    | 26.0 | 9.6    | 16.8 | 11.5 | 26.8 | 27.3   | 18.8 | 39.8    | 60.8 | 149.5     | 209.9 | 835.5  | 248.6 |
| Oct.      | 7.6               | 7.4 | 23.1  | 21.5 | 15.5    | 30.3 | 15.8    | 24.8 | 10.0   | 17.1 | 11.4 | 28.6 | 28.5   | 17.0 | 40.1    | 56.2 | 152.0     | 202.8 | 854.0  | 236.1 |
| Nov.      | 8.3               | 5.7 | 24.8  | 18.2 | 16.5    | 26.6 | 19.0    | 17.0 | 10.5   | 15.4 | 12.0 | 27.1 | 31.8   | 10.8 | 41.8    | 47.1 | 164.9     | 168.1 | 885.7  | 192.9 |
| Dic.      | 8.4               | 4.7 | 22.2  | 14.0 | 17.1    | 22.3 | 19.5    | 13.9 | 10.4   | 14.1 | 12.2 | 21.9 | 31.6   | 8.3  | 40.8    | 37.3 | 162.1     | 136.4 | 885.0  | 155.7 |
| 1987 Ene. | 9.0               | 4.5 | 21.4  | 19.1 | 17.1    | 20.0 | 21.8    | 25.4 | 10.5   | 15.2 | 14.5 | 18.9 | 29.9   | 18.0 | 40.5    | 54.5 | 164.1     | 175.5 | 867.1  | 207.0 |
| Feb.      | 10.2              | 5.4 | 22.0  | 21.5 | 18.3    | 26.4 | 21.8    | 27.6 | 11.3   | 17.5 | 10.1 | 17.3 | 31.5   | 18.6 | 43.3    | 60.3 | 168.5     | 194.7 | 895.2  | 230.8 |
| Mar.      | 11.5              | 6.8 | 23.5  | 24.1 | 16.8    | 24.7 | 20.4    | 29.3 | 12.3   | 18.4 | 9.3  | 18.7 | 31.5   | 19.4 | 41.8    | 66.3 | 167.1     | 207.9 | 894.6  | 251.7 |
| Abr.      | 12.5              | 7.7 | 24.7  | 24.2 | 17.9    | 24.6 | 20.2    | 30.2 | 11.9   | 16.0 | 10.2 | 18.6 | 32.8   | 19.6 | 42.8    | 69.5 | 173.0     | 210.4 | 897.3  | 253.8 |
| May.      | 13.3              | 8.2 | 24.4  | 25.0 | 18.3    | 31.0 | 20.1    | 31.2 | 11.6   | 15.2 | 9.4  | 20.6 | 32.2   | 20.9 | 41.8    | 70.3 | 170.8     | 222.4 | 871.3  | 266.8 |
| Jun.      | 14.6              | 8.8 | 24.6  | 25.2 | 17.7    | 32.1 | 18.9    | 31.7 | 8.9    | 15.3 | 9.5  | 22.9 | 30.8   | 21.5 | 46.8    | 71.8 | 171.8     | 229.3 | 863.6  | 272.9 |
| Jul.      | 14.1              | 8.9 | 23.2  | 25.3 | 16.5    | 32.4 | 17.2    | 31.4 | 8.1    | 15.7 | 9.9  | 26.5 | 28.8   | 21.1 | 41.6    | 73.3 | 159.5     | 234.8 | 834.7  | 277.5 |
| Ago.      | 7.3               | 8.8 | 21.5  | 25.0 | 16.8    | 32.5 | 16.0    | 31.4 | 7.8    | 16.0 | 8.9  | 28.0 | 26.1   | 20.9 | 40.3    | 72.9 | 144.4     | 235.5 | 807.9  | 276.8 |
| Sep.      | 7.0               | 8.7 | 21.7  | 24.5 | 15.5    | 32.4 | 15.6    | 28.8 | 7.8    | 19.9 | 8.9  | 24.9 | 26.6   | 20.1 | 36.2    | 72.7 | 139.5     | 231.5 | 791.5  | 271.7 |
| Oct.      | 6.7               | 8.2 | 22.2  | 23.9 | 16.3    | 35.3 | 16.9    | 27.2 | 8.3    | 24.1 | 10.2 | 27.7 | 28.9   | 19.3 | 38.8    | 69.7 | 148.2     | 235.4 | 797.2  | 270.8 |
| Nov.      | 7.5               | 6.5 | 25.0  | 20.7 | 17.4    | 34.7 | 17.9    | 21.8 | 8.7    | 23.7 | 10.9 | 27.3 | 30.3   | 14.5 | 39.2    | 60.0 | 156.9     | 209.2 | 827.6  | 238.4 |
| Dic.      | 7.2               | 5.3 | 24.5  | 17.0 | 15.4    | 31.2 | 18.9    | 19.1 | 8.9    | 22.3 | 10.2 | 23.5 | 30.5   | 11.8 | 39.3    | 49.8 | 155.0     | 180.0 | 816.4  | 204.8 |

## TASAS DE COBERTURA DE LAS PRESTACIONES DE DESEMPLEO POR PROVINCIAS. ANDALUCIA Y ESPAÑA

|           | Porcentajes |      |       |      |         |      |         |      |        |      |       |      |        |      |         |      |           |      |        |      |
|-----------|-------------|------|-------|------|---------|------|---------|------|--------|------|-------|------|--------|------|---------|------|-----------|------|--------|------|
|           | ALMERIA     |      | CADIZ |      | CORDOBA |      | GRANADA |      | HUELVA |      | JAEN  |      | MALAGA |      | SEVILLA |      | ANDALUCIA |      | ESPAÑA |      |
|           | Bruta       | Neta | Bruta | Neta | Bruta   | Neta | Bruta   | Neta | Bruta  | Neta | Bruta | Neta | Bruta  | Neta | Bruta   | Neta | Bruta     | Neta | Bruta  | Neta |
| 1983 Med. | 25.4        | 39.7 | 28.7  | 44.0 | 22.8    | 34.3 | 29.8    | 42.6 | 27.0   | 42.3 | 34.5  | 51.4 | 29.2   | 41.1 | 17.8    | 30.1 | 24.6      | 37.8 | 28.3   | 41.4 |
| 1984 Red. | 25.2        | 40.7 | 27.9  | 42.2 | 17.4    | 29.3 | 27.3    | 42.1 | 26.9   | 41.8 | 27.0  | 44.9 | 28.3   | 41.3 | 15.1    | 27.8 | 22.5      | 36.9 | 26.3   | 39.3 |
| 1985 Med. | 29.8        | 45.9 | 29.8  | 48.6 | 28.0    | 50.5 | 34.5    | 52.2 | 32.0   | 53.7 | 34.7  | 55.2 | 34.6   | 50.3 | 19.5    | 40.0 | 29.5      | 48.3 | 32.4   | 43.8 |
| 1986 Med. | 27.2        | 43.3 | 25.0  | 43.0 | 23.7    | 45.2 | 27.9    | 49.3 | 28.3   | 51.6 | 32.1  | 53.5 | 30.3   | 45.0 | 23.1    | 41.6 | 26.4      | 45.3 | 31.5   | 47.1 |
| 1987 Med. | 32.6        | 52.7 | 21.7  | 39.7 | 22.1    | 44.4 | 26.1    | 48.6 | 22.5   | 45.8 | 23.8  | 39.6 | 26.2   | 39.9 | 24.4    | 43.1 | 24.4      | 43.0 | 29.0   | 44.0 |
| 1986 Ene. | 27.5        | 42.4 | 26.0  | 42.1 | 24.2    | 43.3 | 31.0    | 49.7 | 27.5   | 48.5 | 32.3  | 51.2 | 30.4   | 44.1 | 20.5    | 36.6 | 27.4      | 44.8 | 30.9   | 45.7 |
| Feb.      | 31.6        | 48.7 | 26.1  | 42.7 | 24.2    | 44.0 | 28.6    | 48.0 | 28.8   | 50.7 | 35.5  | 55.7 | 32.5   | 46.9 | 22.7    | 41.1 | 28.7      | 47.2 | 31.6   | 46.8 |
| Mar.      | 30.0        | 47.5 | 25.7  | 42.0 | 23.1    | 42.8 | 27.0    | 45.3 | 29.5   | 53.5 | 33.0  | 52.8 | 33.8   | 49.3 | 22.8    | 41.0 | 26.9      | 45.2 | 31.5   | 46.9 |
| Abr.      | 28.1        | 45.4 | 25.3  | 42.1 | 24.4    | 45.9 | 28.5    | 50.8 | 29.9   | 55.8 | 31.8  | 51.8 | 34.0   | 50.0 | 21.9    | 39.3 | 26.8      | 45.7 | 31.7   | 47.4 |
| May.      | 30.3        | 48.9 | 26.1  | 43.7 | 26.0    | 48.7 | 29.5    | 52.3 | 29.7   | 54.4 | 31.4  | 51.9 | 33.9   | 50.3 | 24.0    | 43.4 | 27.8      | 47.6 | 32.3   | 45.1 |
| Jun.      | 31.5        | 51.5 | 25.7  | 44.2 | 25.0    | 48.1 | 29.1    | 52.4 | 29.2   | 54.6 | 37.9  | 64.8 | 28.4   | 42.5 | 23.6    | 42.9 | 27.0      | 46.9 | 32.9   | 49.8 |
| Jul.      | 23.4        | 36.8 | 25.3  | 43.9 | 25.4    | 49.0 | 28.4    | 51.6 | 27.8   | 51.6 | 37.6  | 55.0 | 28.4   | 42.7 | 23.7    | 43.3 | 26.1      | 45.5 | 32.2   | 48.9 |
| Ago.      | 21.1        | 32.7 | 25.3  | 44.7 | 23.1    | 45.2 | 27.3    | 49.2 | 27.1   | 50.5 | 32.6  | 57.1 | 28.8   | 43.3 | 21.9    | 39.8 | 25.2      | 43.9 | 31.7   | 47.8 |
| Sep.      | 23.6        | 37.4 | 24.3  | 43.5 | 22.0    | 42.9 | 27.3    | 50.4 | 26.2   | 47.0 | 31.7  | 55.4 | 27.7   | 42.0 | 23.4    | 42.6 | 25.2      | 44.1 | 30.8   | 46.9 |
| Oct.      | 24.5        | 40.3 | 23.9  | 42.8 | 22.4    | 44.5 | 24.7    | 45.6 | 27.7   | 50.1 | 30.1  | 51.7 | 27.6   | 41.5 | 23.8    | 43.3 | 28.0      | 44.0 | 30.7   | 46.8 |
| Nov.      | 26.4        | 43.5 | 24.7  | 44.9 | 21.9    | 43.7 | 26.9    | 48.2 | 28.6   | 52.4 | 28.7  | 48.1 | 29.8   | 44.5 | 24.6    | 43.7 | 26.0      | 45.3 | 30.9   | 47.0 |
| Dic.      | 27.9        | 44.9 | 21.5  | 38.9 | 22.6    | 43.7 | 26.7    | 47.9 | 27.5   | 50.4 | 28.6  | 46.9 | 28.5   | 42.5 | 24.0    | 42.7 | 25.2      | 43.6 | 30.5   | 45.7 |
| 1987 Ene. | 29.0        | 46.0 | 19.8  | 35.5 | 22.0    | 43.0 | 29.4    | 52.7 | 26.6   | 50.2 | 35.0  | 55.2 | 26.0   | 38.8 | 23.8    | 42.4 | 25.1      | 43.2 | 29.2   | 43.7 |
| Feb.      | 33.2        | 53.1 | 20.3  | 36.6 | 23.9    | 46.9 | 29.3    | 53.1 | 27.6   | 54.7 | 33.3  | 36.9 | 27.3   | 40.9 | 25.7    | 45.8 | 25.6      | 44.5 | 30.0   | 45.2 |
| Mar.      | 37.5        | 60.9 | 21.7  | 40.0 | 21.7    | 43.2 | 27.4    | 50.3 | 29.0   | 59.4 | 21.3  | 34.6 | 27.4   | 41.2 | 25.0    | 44.4 | 25.3      | 44.5 | 30.1   | 45.5 |
| Abr.      | 40.7        | 68.6 | 23.0  | 42.7 | 23.0    | 46.4 | 27.6    | 51.0 | 27.2   | 56.1 | 23.6  | 39.2 | 28.4   | 43.0 | 25.6    | 45.5 | 26.3      | 46.4 | 30.5   | 46.3 |
| May.      | 43.0        | 70.1 | 23.3  | 43.2 | 23.7    | 49.2 | 28.9    | 53.9 | 27.5   | 56.7 | 22.5  | 38.3 | 28.7   | 42.8 | 25.0    | 44.2 | 26.4      | 46.8 | 30.2   | 46.1 |
| Jun.      | 48.0        | 78.9 | 23.6  | 43.8 | 23.1    | 49.1 | 27.9    | 52.9 | 27.3   | 44.0 | 23.4  | 40.4 | 27.3   | 41.9 | 28.1    | 49.7 | 26.8      | 48.0 | 30.4   | 46.7 |
| Jul.      | 46.6        | 75.1 | 22.5  | 41.7 | 21.8    | 45.6 | 25.8    | 49.7 | 18.7   | 38.6 | 24.1  | 42.4 | 25.6   | 39.6 | 25.0    | 44.3 | 25.0      | 44.7 | 29.6   | 45.3 |
| Ago.      | 24.0        | 37.8 | 20.7  | 38.5 | 22.6    | 46.6 | 24.2    | 46.8 | 17.1   | 35.1 | 21.9  | 37.8 | 23.3   | 36.1 | 24.1    | 42.6 | 22.6      | 40.4 | 28.7   | 43.7 |
| Sep.      | 22.4        | 35.9 | 20.4  | 38.4 | 20.6    | 41.5 | 22.9    | 43.9 | 17.8   | 36.0 | 21.5  | 37.1 | 23.0   | 37.6 | 21.7    | 38.4 | 21.7      | 38.7 | 27.5   | 42.0 |
| Oct.      | 21.0        | 33.8 | 20.3  | 36.9 | 21.4    | 42.6 | 23.3    | 44.0 | 18.4   | 37.3 | 24.0  | 41.0 | 25.1   | 38.9 | 23.0    | 41.0 | 22.4      | 39.8 | 27.0   | 41.2 |
| Nov.      | 23.6        | 37.8 | 22.5  | 40.5 | 21.7    | 42.6 | 22.6    | 41.9 | 19.5   | 40.4 | 23.6  | 38.7 | 25.8   | 39.5 | 22.9    | 40.2 | 23.0      | 40.3 | 27.6   | 41.7 |
| Dic.      | 22.8        | 36.4 | 21.7  | 38.3 | 19.6    | 36.6 | 23.3    | 43.2 | 19.6   | 40.7 | 21.5  | 34.2 | 25.5   | 38.6 | 22.6    | 39.3 | 22.4      | 38.7 | 27.0   | 40.3 |

## MEDIDAS DE FOMENTO DEL EMPLEO

|           | Total  | Contratación temporal | Contratos a tiempo parcial | En prácticas y para la formación | N.º de contrataciones  |                    |                         |                       |  |        | Contratos ordinarios |                     |  |
|-----------|--------|-----------------------|----------------------------|----------------------------------|------------------------|--------------------|-------------------------|-----------------------|--|--------|----------------------|---------------------|--|
|           |        |                       |                            |                                  | De determinados grupos |                    | De carácter territorial |                       | Trabajadores adscritos a la Admon. y Corp. Locales |        |                      | En base a convenios |  |
|           |        |                       |                            |                                  | Minusválidos           | Mayores de 45 años | De colaboración social  | Convenios con el INEM | Empleo rural                                       |        |                      |                     |  |
| 1982 Tot. | 54869  | 17185                 | 4562                       | 2923                             | 26683                  | 1291               | 1060                    | 1162                  |  |        |                      |                     |  |
| 1983 Tot. | 52508  | 18178                 | 5212                       | 3628                             | 13378                  | 6351               | 383                     | 5382                  |  |        |                      |                     |  |
| 1984 Tot. | 108897 | 18834                 | 7235                       | 4435                             | 0                      | 1043               | 3435                    | 39791                 | 34124  | 353032 |                      |                     |  |
| 1985 Tot. | 267576 | 52203                 | 16994                      | 16839                            | 323                    | 814                | 4736                    | 137709                | 38008  | 354768 |                      |                     |  |
| 1986 Tot. | 316340 | 64074                 | 26052                      | 31491                            | 559                    | 1090               | 4572                    | 175399                | 11353  | 418901 |                      |                     |  |
| 1987 Tot. | 338321 | 72000                 | 30942                      | 47544                            | 571                    | 1166               | 4240                    | 165857                | 8041   | 473510 |                      |                     |  |
| 1985 Ene. | 17852  | 4905                  | 1591                       | 1086                             | 27                     | 43                 | 128                     | 5610                  | 4462   | 29368  |                      |                     |  |
| Feb.      | 12714  | 4776                  | 1122                       | 1308                             | 32                     | 67                 | 163                     | 2013                  | 3233   | 23871  |                      |                     |  |
| Mar.      | 11653  | 5044                  | 1503                       | 1574                             | 23                     | 63                 | 193                     | 1516                  | 1717   | 25241  |                      |                     |  |
| Abr.      | 10694  | 5263                  | 1477                       | 1406                             | 17                     | 65                 | 390                     | 411                   | 1665   | 29512  |                      |                     |  |
| May.      | 8327   | 4549                  | 1110                       | 1334                             | 24                     | 49                 | 456                     | 563                   | 542  | 29505  |                      |                     |  |
| Jun.      | 13284  | 3917                  | 1013                       | 1412                             | 7                      | 41                 | 836                     | 4274                  | 1784   | 29099  |                      |                     |  |
| Jul.      | 20350  | 3875                  | 1514                       | 568                              | 15                     | 66                 | 570                     | 9554                  | 4188   | 34788  |                      |                     |  |
| Ago.      | 28526  | 3093                  | 987                        | 1174                             | 19                     | 61                 | 591                     | 17078                 | 5577   | 30264  |                      |                     |  |
| Sep.      | 37276  | 3884                  | 1206                       | 1498                             | 13                     | 162                | 837                     | 22787                 | 6889   | 31482  |                      |                     |  |
| Oct.      | 38941  | 5277                  | 2332                       | 2113                             | 54                     | 74                 | 517                     | 25808                 | 2667   | 35570  |                      |                     |  |
| Nov.      | 37924  | 4267                  | 1792                       | 1873                             | 57                     | 77                 | 195                     | 27534                 | 2129   | 30406  |                      |                     |  |
| Dic.      | 30034  | 3257                  | 1347                       | 1493                             | 35                     | 46                 | 160                     | 20561                 | 3135   | 25662  |                      |                     |  |
| 1986 Ene. | 20107  | 5138                  | 1603                       | 1948                             | 65                     | 99                 | 139                     | 10128                 | 987  | 31288  |                      |                     |  |
| Feb.      | 17721  | 5797                  | 2039                       | 2242                             | 57                     | 100                | 132                     | 6879                  | 475  | 31288  |                      |                     |  |
| Mar.      | 13229  | 5248                  | 1753                       | 1453                             | 80                     | 90                 | 164                     | 4216                  | 225  | 29150  |                      |                     |  |
| Abr.      | 15974  | 6372                  | 1926                       | 2277                             | 58                     | 98                 | 205                     | 4591                  | 447  | 40089  |                      |                     |  |
| May.      | 19342  | 5836                  | 1679                       | 2540                             | 44                     | 140                | 334                     | 8159                  | 610  | 36072  |                      |                     |  |
| Jun.      | 29104  | 5285                  | 1758                       | 2605                             | 47                     | 85                 | 245                     | 18186                 | 893  | 37825  |                      |                     |  |
| Jul.      | 37732  | 4856                  | 2971                       | 3084                             | 42                     | 70                 | 463                     | 25132                 | 1114   | 39520  |                      |                     |  |
| Ago.      | 31486  | 4008                  | 1861                       | 2499                             | 26                     | 64                 | 1066                    | 19932                 | 2030   | 33046  |                      |                     |  |
| Sep.      | 38944  | 5010                  | 2398                       | 2923                             | 25                     | 81                 | 411                     | 26665                 | 1061   | 36109  |                      |                     |  |
| Oct.      | 34578  | 6471                  | 3416                       | 3837                             | 48                     | 95                 | 258                     | 18923                 | 863  | 40834  |                      |                     |  |
| Nov.      | 33967  | 5774                  | 2586                       | 3239                             | 45                     | 92                 | 313                     | 19202                 | 1919   | 35794  |                      |                     |  |
| Dic.      | 24156  | 4279                  | 2062                       | 2844                             | 22                     | 76                 | 842                     | 13386                 | 728  | 27886  |                      |                     |  |
| 1987 Ene. | 19463  | 5748                  | 2129                       | 2793                             | 34                     | 81                 | 230                     | 7313                  | 403  | 35626  |                      |                     |  |
| Feb.      | 18596  | 5987                  | 2269                       | 3287                             | 44                     | 111                | 200                     | 5540                  | 240  | 34500  |                      |                     |  |
| Mar.      | 17628  | 6773                  | 2421                       | 3554                             | 44                     | 112                | 197                     | 3313                  | 136  | 39550  |                      |                     |  |
| Abr.      | 18827  | 6696                  | 2243                       | 3240                             | 37                     | 91                 | 299                     | 5136                  | 373  | 37765  |                      |                     |  |
| May.      | 26854  | 6975                  | 2336                       | 3865                             | 69                     | 96                 | 228                     | 11713                 | 768  | 42404  |                      |                     |  |
| Jun.      | 34891  | 6016                  | 2449                       | 3993                             | 36                     | 114                | 458                     | 20481                 | 796  | 40205  |                      |                     |  |
| Jul.      | 33992  | 5569                  | 2818                       | 4786                             | 65                     | 85                 | 323                     | 19225                 | 459  | 43158  |                      |                     |  |
| Ago.      | 29649  | 4990                  | 2033                       | 3679                             | 48                     | 80                 | 425                     | 17248                 | 842  | 38676  |                      |                     |  |
| Sep.      | 38307  | 5990                  | 2611                       | 4551                             | 28                     | 124                | 325                     | 22855                 | 1175   | 45098  |                      |                     |  |
| Oct.      | 36729  | 6232                  | 3431                       | 5019                             | 90                     | 88                 | 1024                    | 19607                 | 1224   | 41746  |                      |                     |  |
| Nov.      | 40931  | 7097                  | 3761                       | 5950                             | 57                     | 120                | 268                     | 21418                 | 1240   | 46702  |                      |                     |  |
| Dic.      | 22454  | 3927                  | 2441                       | 2827                             | 19                     | 64                 | 263                     | 12008                 | 385  | 28080  |                      |                     |  |

### NEGOCIACION COLECTIVA

Convenios colectivos y arbitrajes

|                    | Almería | Cádiz | Córdoba | Granada | Huelva | Jaén | Málaga | Sevilla | ANDALUCIA | ESPAÑA |
|--------------------|---------|-------|---------|---------|--------|------|--------|---------|-----------|--------|
|                    |         |       |         |         |        |      |        |         | (1)       | (2)    |
| 1983 Tot.          | 41      | 92    | 36      | 51      | 49     | 41   | 108    | 119     | 538       | 3655   |
| 1984 Tot.          | 35      | 86    | 33      | 59      | 46     | 39   | 97     | 127     | 526       | 3796   |
| 1985 Tot.          | 32      | 75    | 24      | 62      | 51     | 47   | 88     | 131     | 516       | 3834   |
| 1986 Tot.          | 37      | 74    | 30      | 55      | 57     | 50   | 85     | 133     | 529       | 3790   |
| 1987 Tot.          | 40      | 101   | 40      | 54      | 60     | 52   | 87     | 132     | 578       | 4077   |
| 1988 Tot.          | 32      | 66    | 35      | 48      | 48     | 40   | 73     | 114     | 471       | 3397   |
| Registrados hasta: |         |       |         |         |        |      |        |         |           |        |
| 1986 Ene.          | 0       | 0     | 3       | 1       | 6      | 4    | 6      | 1       | 21        | 189    |
| Feb.               | 4       | 6     | 3       | 1       | 7      | 5    | 7      | 10      | 43        | 437    |
| Mar.               | 5       | 7     | 4       | 5       | 10     | 9    | 7      | 19      | 66        | 608    |
| Abr.               | 9       | 11    | 4       | 8       | 15     | 19   | 9      | 33      | 108       | 902    |
| May.               | 16      | 16    | 12      | 19      | 22     | 24   | 17     | 55      | 182       | 1192   |
| Jun.               | 20      | 21    | 13      | 19      | 23     | 28   | 41     | 67      | 234       | 1573   |
| Jul.               | 26      | 41    | 20      | 29      | 37     | 36   | 42     | 87      | 323       | 2070   |
| Ago.               | 27      | 51    | 23      | 37      | 39     | 40   | 53     | 102     | 379       | 2505   |
| Sep.               | 29      | 58    | 24      | 40      | 45     | 40   | 53     | 110     | 405       | 2659   |
| Oct.               | 29      | 60    | 25      | 40      | 46     | 41   | 72     | 115     | 435       | 2895   |
| Nov.               | 33      | 63    | 27      | 44      | 48     | 43   | 72     | 119     | 456       | 3013   |
| Dic.               | 34      | 65    | 27      | 47      | 48     | 43   | 75     | 123     | 470       | 3158   |
| Registrados hasta: |         |       |         |         |        |      |        |         |           |        |
| 1987 Ene.          | 1       | 0     | 0       | 0       | 0      | 0    | 1      | 1       | 3         | 16     |
| Feb.               | 1       | 0     | 0       | 1       | 0      | 0    | 1      | 1       | 4         | 54     |
| Mar.               | 2       | 6     | 4       | 4       | 2      | 4    | 5      | 12      | 40        | 267    |
| Abr.               | 2       | 7     | 7       | 5       | 4      | 4    | 7      | 26      | 63        | 567    |
| May.               | 6       | 9     | 8       | 9       | 8      | 4    | 19     | 35      | 99        | 885    |
| Jun.               | 11      | 19    | 13      | 18      | 12     | 12   | 24     | 53      | 166       | 1361   |
| Jul.               | 21      | 53    | 15      | 26      | 22     | 17   | 31     | 72      | 262       | 1918   |
| Ago.               | 27      | 73    | 29      | 39      | 41     | 32   | 41     | 91      | 383       | 2570   |
| Sep.               | 30      | 77    | 31      | 42      | 45     | 34   | 63     | 95      | 427       | 2775   |
| Oct.               | 31      | 81    | 32      | 42      | 46     | 35   | 63     | 99      | 440       | 3070   |
| Nov.               | 32      | 86    | 33      | 44      | 47     | 39   | 70     | 110     | 472       | 3343   |
| Dic.               | 35      | 87    | 35      | 46      | 51     | 46   | 74     | 115     | 500       | 3544   |
| Registrados hasta: |         |       |         |         |        |      |        |         |           |        |
| 1988 Ene.          | 0       | 12    | 4       | 3       | 9      | 5    | 6      | 13      | 54        | 446    |
| Feb.               | 2       | 13    | 4       | 5       | 11     | 5    | 6      | 17      | 65        | 535    |
| Mar.               | 3       | 13    | 5       | 6       | 13     | 9    | 9      | 28      | 89        | 702    |
| Abr.               | 3       | 13    | 8       | 7       | 14     | 12   | 13     | 33      | 108       | 933    |
| May.               | 6       | 19    | 15      | 12      | 14     | 16   | 19     | 47      | 154       | 1280   |
| Jun.               | 8       | 28    | 19      | 25      | 20     | 21   | 35     | 71      | 233       | 1794   |
| Jul.               | 8       | 33    | 24      | 25      | 27     | 21   | 47     | 72      | 268       | 2093   |
| Ago.               | 21      | 43    | 28      | 37      | 32     | 34   | 67     | 95      | 369       | 2519   |
| Sep.               | 28      | 51    | 30      | 44      | 36     | 38   | 67     | 100     | 406       | 2746   |
| Oct.               | 30      | 59    | 34      | 46      | 39     | 39   | 67     | 105     | 433       | 2985   |
| Nov.               | 31      | 66    | 35      | 47      | 46     | 40   | 73     | 113     | 466       | 3224   |
| Dic.               | 32      | 66    | 35      | 48      | 48     | 40   | 73     | 114     | 471       | 3397   |

| NEGOCIACIÓN COLECTIVA  |         |        |         |         |        |        |        |         |           |         |
|------------------------|---------|--------|---------|---------|--------|--------|--------|---------|-----------|---------|
| Trabajadores afectados |         |        |         |         |        |        |        |         |           |         |
|                        | Almería | Cádiz  | Córdoba | Granada | Huelva | Jaén   | Málaga | Sevilla | ANDALUCÍA | ESPAÑA  |
|                        |         |        |         |         |        |        |        |         | (1)       | (2)     |
| 1983 Tot.              | 26740   | 140228 | 37303   | 83806   | 20735  | 24450  | 103397 | 182870  | 622249    | 6226277 |
| 1984 Tot.              | 33967   | 135132 | 29194   | 89652   | 25532  | 129349 | 56249  | 182689  | 683214    | 6181921 |
| 1985 Tot.              | 28311   | 121943 | 93808   | 59167   | 47488  | 29100  | 61779  | 165071  | 608750    | 6131135 |
| 1986 Tot.              | 24661   | 128909 | 21260   | 60686   | 44540  | 126589 | 91643  | 179699  | 690182    | 6275067 |
| 1987 Tot.              | 29551   | 151998 | 116967  | 42169   | 47099  | 128059 | 81550  | 181656  | 781862    | 6619191 |
| 1988 Tot.              | 32411   | 89912  | 29493   | 75385   | 48462  | 18195  | 105592 | 153795  | 570917    | 5553974 |
| Registrados hasta:     |         |        |         |         |        |        |        |         |           |         |
| 1986 Ene.              | 0       | 0      | 1467    | 44      | 23931  | 886    | 1080   | 470     | 27878     | 271664  |
| Feb.                   | 3586    | 12212  | 1467    | 44      | 24051  | 1014   | 1204   | 1558    | 45136     | 783734  |
| Mar.                   | 7086    | 12516  | 4367    | 29353   | 24514  | 3890   | 1204   | 2649    | 85579     | 1202407 |
| Abr.                   | 11739   | 12716  | 4367    | 39835   | 29203  | 9684   | 2554   | 11916   | 122014    | 1756913 |
| May.                   | 16915   | 38129  | 18171   | 41863   | 30816  | 10218  | 27170  | 84261   | 267543    | 2224883 |
| Jun.                   | 20927   | 40725  | 18228   | 44055   | 30837  | 16971  | 60548  | 120729  | 353534    | 2865170 |
| Jul.                   | 21798   | 105295 | 19648   | 51002   | 37270  | 18160  | 60728  | 159072  | 474169    | 3420213 |
| Ago.                   | 21811   | 115280 | 20096   | 53865   | 37766  | 18953  | 67032  | 158844  | 505656    | 4298342 |
| Sep.                   | 21856   | 119255 | 20748   | 54343   | 40373  | 18953  | 67032  | 172804  | 516973    | 4534464 |
| Oct.                   | 21856   | 119790 | 20773   | 54343   | 40430  | 20153  | 85873  | 163962  | 539189    | 4717282 |
| Nov.                   | 24092   | 125405 | 21125   | 57410   | 42491  | 21453  | 85873  | 176404  | 566262    | 4825309 |
| Dic.                   | 24377   | 125737 | 21125   | 57681   | 42491  | 21453  | 86183  | 176582  | 567824    | 4923867 |
| Registrados hasta:     |         |        |         |         |        |        |        |         |           |         |
| 1987 Ene.              | 80      | 0      | 0       | 0       | 0      | 0      | 29     | 51      | 160       | 3996    |
| Feb.                   | 80      | 0      | 0       | 8       | 0      | 0      | 29     | 51      | 168       | 35509   |
| Mar.                   | 4304    | 6810   | 4175    | 714     | 682    | 3699   | 994    | 2846    | 24250     | 375056  |
| Abr.                   | 4304    | 12810  | 16852   | 2214    | 863    | 3699   | 2009   | 27022   | 69799     | 890378  |
| May.                   | 4387    | 12842  | 16938   | 2809    | 1981   | 3699   | 9580   | 30655   | 82917     | 1340392 |
| Jun.                   | 4951    | 17895  | 17853   | 5014    | 2319   | 5446   | 14348  | 36926   | 105927    | 2067139 |
| Jul.                   | 16900   | 120517 | 18929   | 34098   | 8488   | 6538   | 16040  | 133260  | 356192    | 3448878 |
| Ago.                   | 18370   | 140445 | 40525   | 39908   | 40921  | 19023  | 33622  | 152794  | 488220    | 4597429 |
| Sep.                   | 26503   | 141781 | 41361   | 40659   | 41523  | 19672  | 44044  | 153121  | 511276    | 4908568 |
| Oct.                   | 26733   | 145689 | 41443   | 40659   | 42055  | 19681  | 44044  | 153472  | 516441    | 5193088 |
| Nov.                   | 26911   | 149941 | 41893   | 40809   | 42117  | 20031  | 64858  | 158274  | 547499    | 5482533 |
| Dic.                   | 28556   | 150068 | 42140   | 40971   | 42245  | 21632  | 74231  | 158789  | 561297    | 5781431 |
| Registrados hasta:     |         |        |         |         |        |        |        |         |           |         |
| 1988 Ene.              | 0       | 12211  | 3296    | 419     | 26481  | 5754   | 1031   | 4870    | 54613     | 1118832 |
| Feb.                   | 934     | 12229  | 3296    | 28427   | 33568  | 5754   | 1031   | 96083   | 181873    | 1332309 |
| Mar.                   | 938     | 12229  | 3318    | 28613   | 34404  | 7640   | 3830   | 96520   | 188131    | 1480689 |
| Abr.                   | 938     | 12229  | 4056    | 28730   | 34418  | 8444   | 3938   | 101171  | 194878    | 1767727 |
| May.                   | 8895    | 13791  | 13304   | 36794   | 34418  | 9850   | 7948   | 115251  | 241372    | 2497926 |
| Jun.                   | 8964    | 30437  | 24061   | 48737   | 35654  | 11352  | 39684  | 138880  | 338890    | 3212323 |
| Jul.                   | 8964    | 66488  | 26324   | 48737   | 36291  | 11352  | 42500  | 139050  | 396423    | 4225226 |
| Ago.                   | 22109   | 82711  | 28721   | 71972   | 37133  | 17495  | 103960 | 141840  | 523100    | 4724014 |
| Sep.                   | 30345   | 84023  | 28838   | 75031   | 37530  | 19127  | 103960 | 143602  | 539615    | 4960609 |
| Oct.                   | 32195   | 86049  | 29468   | 75248   | 40618  | 18142  | 103960 | 145058  | 548132    | 5195667 |
| Nov.                   | 32226   | 89912  | 29493   | 75373   | 48013  | 18195  | 105592 | 153698  | 570174    | 5391434 |
| Dic.                   | 32411   | 89912  | 29493   | 75385   | 48462  | 18195  | 105592 | 153795  | 570917    | 5553974 |

### NEGOCIACION COLECTIVA

Aumento salarial ponderado

|           | Almería | Cádiz | Córdoba | Granada | Huelva | Jaén | Málaga | Sevilla | ANDALUCIA<br>(1) | ESPAÑA<br>(2) |
|-----------|---------|-------|---------|---------|--------|------|--------|---------|------------------|---------------|
| 1983 Tot. | 10.9    | 11.5  | 11.3    | 11.5    | 11.0   | 10.7 | 9.9    | 11.0    | 11.0             | 11.4          |
| 1984 Tot. | 8.6     | 7.7   | 7.7     | 7.9     | 7.6    | 7.3  | 7.3    | 7.9     | 7.7              | 7.8           |
| 1985 Tot. | 7.9     | 7.7   | 9.5     | 7.9     | 7.8    | 8.0  | 7.6    | 7.8     | 8.0              | 7.9           |
| 1986 Tot. | 8.3     | 8.6   | 8.6     | 8.4     | 8.1    | 6.6  | 8.4    | 8.6     | 8.1              | 8.2           |
| 1987 Tot. | 6.8     | 7.0   | 8.2     | 6.8     | 6.9    | 6.1  | 6.7    | 6.5     | 6.9              | 6.6           |
| 1988 Tot. | 6.1     | 5.9   | 5.6     | 7.9     | 4.5    | 5.1  | 5.5    | 6.1     | 5.9              | 5.3           |
| 1986 Ene. | 0.0     | 0.0   | 7.8     | 6.4     | 7.5    | 7.4  | 8.4    | 8.0     | 7.5              | 7.3           |
| Feb.      | 8.6     | 7.8   | 7.8     | 6.4     | 7.5    | 7.3  | 8.5    | 7.7     | 7.7              | 7.7           |
| Mar.      | 8.4     | 7.9   | 9.6     | 8.1     | 7.5    | 7.6  | 8.5    | 8.4     | 8.1              | 7.8           |
| Abr.      | 8.3     | 7.9   | 9.6     | 8.1     | 7.6    | 8.0  | 8.6    | 8.2     | 8.1              | 8.0           |
| May.      | 8.1     | 8.5   | 8.4     | 8.1     | 7.6    | 8.0  | 8.5    | 9.4     | 8.4              | 8.1           |
| Jun.      | 8.1     | 8.4   | 8.4     | 8.2     | 7.6    | 8.0  | 8.5    | 9.1     | 8.5              | 8.2           |
| Jul.      | 8.1     | 8.3   | 8.4     | 8.2     | 7.7    | 8.0  | 8.5    | 8.6     | 8.4              | 8.2           |
| Ago.      | 8.1     | 8.2   | 8.4     | 8.2     | 7.8    | 8.0  | 8.5    | 8.7     | 8.3              | 8.2           |
| Sep.      | 8.1     | 8.3   | 8.4     | 8.2     | 7.8    | 8.0  | 8.5    | 8.6     | 8.3              | 8.2           |
| Oct.      | 8.1     | 8.3   | 8.4     | 8.2     | 7.8    | 8.0  | 8.4    | 8.6     | 8.3              | 8.2           |
| Nov.      | 8.1     | 8.3   | 8.3     | 8.2     | 7.8    | 8.0  | 8.4    | 8.5     | 8.3              | 8.2           |
| Dic.      | 8.1     | 8.3   | 8.3     | 8.2     | 7.8    | 8.0  | 8.4    | 8.5     | 8.3              | 8.2           |
| 1987 Ene. | 9.0     | 0.0   | 0.0     | 0.0     | 0.0    | 0.0  | 0.0    | 8.0     | 8.5              | 6.5           |
| Feb.      | 9.0     | 0.0   | 0.0     | 13.0    | 0.0    | 0.0  | 8.0    | 8.0     | 8.7              | 6.9           |
| Mar.      | 7.8     | 5.7   | 5.0     | 6.6     | 6.2    | 5.0  | 8.2    | 6.1     | 6.0              | 6.0           |
| Abr.      | 7.8     | 5.4   | 6.5     | 5.3     | 6.4    | 5.0  | 8.0    | 6.1     | 6.1              | 6.6           |
| May.      | 7.8     | 5.4   | 6.5     | 5.3     | 6.2    | 5.0  | 7.2    | 6.2     | 6.2              | 6.8           |
| Jun.      | 7.5     | 6.1   | 6.6     | 6.1     | 6.4    | 5.6  | 6.9    | 6.4     | 6.4              | 6.7           |
| Jul.      | 7.0     | 6.9   | 6.6     | 6.8     | 6.5    | 5.7  | 6.9    | 6.7     | 6.8              | 6.5           |
| Ago.      | 6.9     | 6.9   | 6.7     | 6.8     | 6.8    | 6.7  | 6.9    | 6.6     | 6.8              | 6.6           |
| Sep.      | 6.8     | 6.9   | 6.7     | 6.8     | 6.8    | 6.7  | 7.0    | 6.6     | 6.8              | 6.6           |
| Oct.      | 6.8     | 7.0   | 6.7     | 6.8     | 6.8    | 6.7  | 7.0    | 6.6     | 6.8              | 6.6           |
| Nov.      | 6.8     | 7.0   | 6.7     | 6.8     | 6.8    | 6.7  | 6.6    | 6.6     | 6.8              | 6.5           |
| Dic.      | 6.8     | 7.0   | 6.6     | 6.8     | 6.8    | 6.7  | 6.6    | 6.6     | 6.8              | 6.5           |
| 1988 Ene. | 0.0     | 3.9   | 3.4     | 4.1     | 4.0    | 4.1  | 5.9    | 4.0     | 4.0              | 3.9           |
| Feb.      | 4.0     | 4.0   | 3.4     | 11.5    | 3.9    | 4.1  | 5.9    | 6.1     | 6.3              | 4.3           |
| Mar.      | 4.0     | 4.0   | 3.4     | 11.5    | 3.9    | 4.3  | 7.1    | 6.1     | 6.3              | 4.4           |
| Abr.      | 4.0     | 4.0   | 3.9     | 11.4    | 3.9    | 4.5  | 7.0    | 6.6     | 6.5              | 4.5           |
| May.      | 5.8     | 4.3   | 5.2     | 10.1    | 3.9    | 4.6  | 6.6    | 6.3     | 6.3              | 4.7           |
| Jun.      | 5.8     | 5.2   | 5.5     | 9.0     | 4.0    | 4.7  | 5.9    | 6.1     | 6.1              | 5.0           |
| Jul.      | 5.8     | 5.8   | 5.5     | 9.0     | 4.0    | 4.7  | 5.9    | 6.1     | 6.0              | 5.1           |
| Ago.      | 6.3     | 5.7   | 5.6     | 8.0     | 4.1    | 5.2  | 5.5    | 6.1     | 5.9              | 5.2           |
| Sep.      | 6.1     | 5.7   | 5.6     | 7.9     | 4.1    | 5.1  | 5.5    | 6.1     | 5.9              | 5.3           |
| Oct.      | 6.1     | 5.9   | 5.6     | 7.9     | 4.2    | 5.1  | 5.5    | 6.1     | 5.9              | 5.3           |
| Nov.      | 6.1     | 5.9   | 5.6     | 7.9     | 4.5    | 5.1  | 5.5    | 6.1     | 5.9              | 5.3           |
| Dic.      | 6.1     | 5.9   | 5.6     | 7.9     | 4.5    | 5.1  | 5.5    | 6.1     | 5.9              | 5.3           |

**HUELGAS. JORNADAS LABORALES PERDIDAS**

No se incluyen los datos de España, por discrepancias entre los facilitados por la Consejería de Fomento y Trabajo, y el Ministerio de Trabajo y Seguridad Social.

|           | Almería | Cádiz  | Córdoba | Granada | Huelva | Jaén  | Málaga | Sevilla | ANDALUCÍA | ESPAÑA |
|-----------|---------|--------|---------|---------|--------|-------|--------|---------|-----------|--------|
| 1980 Tot. | 6200    | 223900 | 34600   | 47000   | 35900  | 4200  | 620600 | 578600  | 1551000   |        |
| 1981 Tot. | 9900    | 81900  | 134100  | 40200   | 58300  | 30300 | 19800  | 97100   | 571600    |        |
| 1982 Tot. | 31862   | 84337  | 57464   | 39460   | 4602   | 776   | 33191  | 33718   | 285410    |        |
| 1983 Tot. | 24352   | 272810 | 217082  | 84033   | 20545  | 8355  | 70726  | 63107   | 756809    |        |
| 1984 Tot. | 4876    | 59426  | 215878  | 78659   | 29454  | 2539  | 133851 | 104401  | 629084    |        |
| 1985 Tot. | 12222   | 58053  | 26495   | 46922   | 43814  | 27106 | 146146 | 125617  | 486375    |        |
| 1986 Tot. | 1780    | 61338  | 15218   | 9262    | 72416  | 10023 | 17962  | 51340   | 252747    |        |
| 1987 Tot. | 21934   | 184567 | 97099   | 206813  | 45438  | 29236 | 118691 | 184540  | 904807    |        |
| 1987 Ene. | 740     | 3729   | 101     | 6657    | 886    | 2188  | 4027   | 4508    | 22836     |        |
| Feb.      | 1052    | 13279  | 1514    | 3508    | 7528   | 4415  | 9795   | 14249   | 56340     |        |
| Mar.      | 4580    | 17264  | 11212   | 64553   | 7010   | 6775  | 22783  | 49199   | 188333    |        |
| Abr.      | 1024    | 86034  | 3981    | 87359   | 10656  | 6946  | 32472  | 95995   | 334046    |        |
| May.      | 2921    | 12167  | 6536    | 26580   | 11371  | 2092  | 25632  | 6579    | 93878     |        |
| Jun.      | 4259    | 13675  | 49507   | 16226   | 3006   | 3333  | 21321  | 6435    | 117762    |        |
| Jul.      | 4571    | 1388   | 22709   | 272     | 900    | 253   | 625    | 447     | 31165     |        |
| Ago.      | 1120    | 4699   | 0       | 0       | 196    | 0     | 168    | 1365    | 7548      |        |
| Sep.      | 30      | 28575  | 0       | 60      | 1868   | 1890  | 262    | 673     | 33358     |        |
| Oct.      | 615     | 1202   | 367     | 475     | 155    | 254   | 126    | 505     | 3699      |        |
| Nov.      | 882     | 2397   | 988     | 844     | 1261   | 966   | 64     | 1873    | 9275      |        |
| Dic.      | 140     | 158    | 184     | 279     | 601    | 104   | 1416   | 1712    | 6567      |        |

| REGULACION DE EMPLEO. EXPEDIENTES AUTORIZADOS<br>Y TRABAJADORES AFECTADOS. ANDALUCIA |                           |   |                      |                 |                      |                  |
|--|---------------------------|---|----------------------|-----------------|----------------------|------------------|
| TOTAL  |                           | EFECTOS                                   |                      |                 |                      |                  |
| Expedientes  | Trabajadores<br>afectados | Rescisión de<br>contrato.<br>Trabajadores | SUSPENSION DE EMPLEO |                 | REDUCCION DE JORNADA |                  |
|  |                           |   | Trabajadores         | Días/trabajador | Trabajadores         | Horas/trabajador |
| 1977 Total   | 813                       | 13373                                     | 5591                 | 6941            |                      | 841              |
| 1978 Total   | 919                       | 17334                                     | 5230                 | 11252           |                      | 852              |
| 1979 Total   | 1072                      | 20897                                     | 5117                 | 13563           |                      | 2193             |
| 1980 Total   | 1096                      | 25356                                     | 3956                 | 16538           |                      | 4862             |
| 1981 Total   | 1024                      | 26248                                     | 4814                 | 16112           |                      | 5322             |
| 1982 Total   | 944                       | 26414                                     | 4121                 | 16628           | 156                  | 5665             |
| 1983 Total   | 1202                      | 34725                                     | 4759                 | 26522           | 86                   | 3444             |
| 1984 Total   | 1440                      | 81708                                     | 4481                 | 66381           | 53                   | 10846            |
| 1985 Total   | 1398                      | 77291                                     | 4857                 | 60662           | 74                   | 11772            |
| 1986 Total   | 961                       | 36082                                     | 3227                 | 22831           | 128                  | 10024            |
| 1987 Total   | 857                       | 29865                                     | 3161                 | 26151           | 122                  | 553              |
| 1983 1º Trim.  | 245                       | 5752                                      | 900                  | 3697            | 123                  | 1155             |
| 2º Trim.   | 333                       | 5089                                      | 1050                 | 3992            | 124                  | 47               |
| 3º Trim.   | 313                       | 9811                                      | 1128                 | 7224            | 74                   | 1459             |
| 4º Trim.   | 311                       | 14073                                     | 1681                 | 11609           | 74                   | 783              |
| 1984 1º Trim.  | 381                       | 15370                                     | 1335                 | 13922           | 62                   | 113              |
| 2º Trim.   | 271                       | 21158                                     | 1296                 | 15452           | 54                   | 4410             |
| 3º Trim.   | 223                       | 19474                                     | 431                  | 17476           | 40                   | 1567             |
| 4º Trim.   | 490                       | 22484                                     | 1091                 | 17745           | 54                   | 3648             |
| 1985 1º Trim.  | 436                       | 27235                                     | 1019                 | 22292           | 54                   | 3924             |
| 2º Trim.   | 344                       | 20521                                     | 1291                 | 15184           | 63                   | 4046             |
| 3º Trim.   | 268                       | 16526                                     | 994                  | 13679           | 83                   | 1853             |
| 4º Trim.   | 273                       | 10960                                     | 1103                 | 7939            | 137                  | 1918             |
| 1986 1º Trim.  | 293                       | 11331                                     | 888                  | 10359           | 145                  | 84               |
| 2º Trim.   | 287                       | 7275                                      | 753                  | 2947            | 67                   | 3575             |
| 3º Trim.   | 180                       | 10042                                     | 483                  | 6729            | 147                  | 2830             |
| 4º Trim.   | 201                       | 7434                                      | 1103                 | 2796            | 81                   | 3535             |
| 1987 1º Trim.  | 237                       | 9216                                      | 705                  | 8222            | 131                  | 289              |
| 2º Trim.   | 206                       | 4618                                      | 797                  | 3803            | 117                  | 18               |
| 3º Trim.   | 164                       | 10022                                     | 458                  | 9379            | 127                  | 185              |
| 4º Trim.   | 219                       | 4781                                      | 966                  | 3757            | 111                  | 58               |
| 1988 1º Trim.  | 618                       | 21404                                     | 3938                 | 13202           | 96                   | 4264             |
| 2º Trim.   | 150                       | 3703                                      | 630                  | 2840            | 119                  | 233              |

**REGULACION DE EMPLEO. TRABAJADORES AFECTADOS  
POR SECTORES ECONOMICOS. ANDALUCIA**

|               | AGRICULTURA       |            | INDUSTRIA         |            | CONSTRUCCION      |            | SERVICIOS         |            | TOTAL             |            |
|---------------|-------------------|------------|-------------------|------------|-------------------|------------|-------------------|------------|-------------------|------------|
|               | Todos los efectos | Despedidos | Todos los efectos | Despedidos | Todos los efectos | Despedidos | Todos los efectos | Despedidos | Todos los efectos | Despedidos |
| 1977 Total    | 878               | 640        | 6076              | 2771       | 2239              | 1053       | 4180              | 1127       | 13373             | 5591       |
| 1978 Total    | 730               | 188        | 11876             | 2526       | 1865              | 1146       | 2863              | 1370       | 17334             | 5230       |
| 1979 Total    | 2817              | 275        | 12799             | 2732       | 2164              | 1084       | 3117              | 1049       | 20897             | 5140       |
| 1980 Total    | 1585              | 222        | 16849             | 1920       | 3019              | 853        | 3903              | 961        | 25356             | 3956       |
| 1981 Total    | 3079              | 471        | 17128             | 2441       | 2770              | 872        | 3271              | 1030       | 26248             | 4814       |
| 1982 Total    | 2225              | 376        | 16096             | 2374       | 4946              | 691        | 3147              | 680        | 26414             | 4121       |
| 1983 Total    | 3391              | 221        | 26166             | 3022       | 2064              | 633        | 3104              | 883        | 34725             | 4759       |
| 1984 Total    | 5174              | 208        | 71255             | 2404       | 2300              | 729        | 2979              | 1140       | 81708             | 4481       |
| 1985 Total    | 6303              | 234        | 64921             | 2725       | 1294              | 566        | 2724              | 882        | 75242             | 4407       |
| 1986 Total    | 5378              | 125        | 28246             | 2028       | 457               | 204        | 2001              | 870        | 36082             | 3227       |
| 1987 Total    | 4005              | 121        | 23638             | 2213       | 443               | 155        | 1779              | 672        | 29865             | 3161       |
| 1983 1º Trim. | 740               | 9          | 3729              | 642        | 370               | 87         | 913               | 162        | 5752              | 900        |
| 2º Trim.      | 1089              | 21         | 3247              | 801        | 358               | 83         | 395               | 145        | 5089              | 1050       |
| 3º Trim.      | 903               | 34         | 7373              | 467        | 772               | 355        | 763               | 272        | 9811              | 1128       |
| 4º Trim.      | 659               | 157        | 11817             | 1112       | 564               | 108        | 1033              | 304        | 14073             | 1681       |
| 1984 1º Trim. | 1265              | 58         | 12641             | 827        | 803               | 208        | 661               | 242        | 15370             | 1335       |
| 2º Trim.      | 709               | 12         | 18916             | 620        | 796               | 219        | 737               | 445        | 21158             | 1296       |
| 3º Trim.      | 418               | 32         | 18506             | 125        | 110               | 37         | 440               | 237        | 19474             | 431        |
| 4º Trim.      | 2519              | 62         | 18645             | 710        | 474               | 183        | 846               | 136        | 22484             | 1091       |
| 1985 1º Trim. | 2746              | 48         | 23638             | 756        | 313               | 63         | 538               | 152        | 27235             | 1019       |
| 2º Trim.      | 968               | 38         | 18404             | 833        | 460               | 272        | 689               | 148        | 20521             | 1291       |
| 3º Trim.      | 850               | 67         | 14803             | 507        | 332               | 159        | 541               | 261        | 16526             | 994        |
| 4º Trim.      | 1739              | 81         | 8076              | 629        | 189               | 72         | 956               | 321        | 10960             | 1103       |
| 1986 1º Trim. | 1737              | 20         | 8965              | 553        | 130               | 93         | 499               | 222        | 11331             | 888        |
| 2º Trim.      | 2096              | 42         | 4366              | 327        | 178               | 57         | 635               | 327        | 7275              | 753        |
| 3º Trim.      | 490               | 33         | 9209              | 293        | 96                | 26         | 247               | 131        | 10042             | 483        |
| 4º Trim.      | 1055              | 30         | 5706              | 855        | 53                | 28         | 620               | 190        | 7434              | 1103       |
| 1987 1º Trim. | 1463              | 25         | 7350              | 477        | 156               | 84         | 247               | 119        | 9216              | 705        |
| 2º Trim.      | 1159              | 35         | 3025              | 565        | 168               | 26         | 266               | 171        | 4618              | 797        |
| 3º Trim.      | 659               | 0          | 8951              | 334        | 59                | 27         | 353               | 97         | 10022             | 458        |
| 4º Trim.      | 677               | 48         | 3393              | 767        | 58                | 16         | 653               | 135        | 4781              | 966        |
| 1988 1º Trim. | 5495              | 14         | 13833             | 2157       | 101               | 37         | 1975              | 1730       | 21404             | 3938       |
| 2º Trim.      | 474               | 26         | 2626              | 463        | 111               | 49         | 492               | 92         | 3703              | 630        |

## CONCILIACIONES INDIVIDUALES TERMINADAS EN DESPIDOS

|           | Almería | Cádiz | Córdoba | Granada | Huelva | Jaén | Málaga | Sevilla | ANDALUCÍA | ESPAÑA |
|-----------|---------|-------|---------|---------|--------|------|--------|---------|-----------|--------|
| 1980 Tot. | 2012    | 5093  | 3822    | 4296    | 2272   | 2329 | 7134   | 9967    | 36925     | 317252 |
| 1981 Tot. | 1819    | 5678  | 3942    | 4030    | 2873   | 2329 | 7134   | 9967    | 39742     | 333024 |
| 1982 Tot. | 1788    | 4761  | 3337    | 4456    | 2104   | 2332 | 6263   | 10405   | 35446     | 294030 |
| 1983 Tot. | 2040    | 5145  | 2950    | 3526    | 2694   | 2465 | 5984   | 10371   | 35175     | 283543 |
| 1984 Tot. | 2344    | 4599  | 3199    | 3256    | 2088   | 2574 | 6049   | 9000    | 33109     | 278135 |
| 1985 Tot. | 2018    | 4306  | 2397    | 3043    | 1797   | 2111 | 6023   | 8131    | 29826     | 239674 |
| 1986 Tot. | 2496    | 4311  | 2322    | 3064    | 1694   | 1907 | 5971   | 7451    | 29216     | 221597 |
| 1987 Tot. | 2550    | 4456  | 2653    | 3256    | 1727   | 1885 | 6865   | 7228    | 30620     | 218369 |
| 1986 Ene. | 272     | 430   | 243     | 331     | 172    | 193  | 584    | 732     | 2957      | 21724  |
| Feb.      | 231     | 413   | 175     | 267     | 118    | 188  | 498    | 588     | 2478      | 18870  |
| Mar.      | 247     | 387   | 179     | 313     | 167    | 123  | 463    | 607     | 2486      | 17166  |
| Abr.      | 275     | 356   | 192     | 256     | 159    | 168  | 644    | 514     | 2564      | 20669  |
| May.      | 157     | 320   | 149     | 196     | 138    | 148  | 415    | 529     | 2052      | 17373  |
| Jun.      | 156     | 316   | 191     | 171     | 128    | 154  | 500    | 727     | 2343      | 17865  |
| Jul.      | 210     | 345   | 276     | 195     | 141    | 150  | 424    | 909     | 2650      | 19316  |
| Ago.      | 109     | 389   | 240     | 330     | 113    | 97   | 371    | 386     | 2035      | 14298  |
| Sep.      | 172     | 297   | 141     | 240     | 109    | 230  | 414    | 480     | 2083      | 16340  |
| Oct.      | 241     | 402   | 193     | 341     | 163    | 173  | 666    | 853     | 3032      | 21896  |
| Nov.      | 195     | 350   | 195     | 235     | 147    | 154  | 539    | 520     | 2335      | 18812  |
| Dic.      | 231     | 306   | 148     | 189     | 139    | 129  | 453    | 606     | 2201      | 17268  |
| 1987 Ene. | 241     | 330   | 212     | 303     | 122    | 209  | 519    | 575     | 2511      | 18647  |
| Feb.      | 155     | 321   | 208     | 259     | 120    | 159  | 450    | 714     | 2386      | 17466  |
| Mar.      | 182     | 286   | 199     | 242     | 126    | 148  | 928    | 665     | 2776      | 19158  |
| Abr.      | 264     | 315   | 211     | 260     | 149    | 156  | 888    | 515     | 2758      | 17661  |
| May.      | 201     | 328   | 143     | 239     | 134    | 112  | 465    | 465     | 2087      | 16497  |
| Jun.      | 169     | 398   | 158     | 198     | 152    | 109  | 447    | 658     | 2289      | 17201  |
| Jul.      | 194     | 406   | 223     | 253     | 117    | 143  | 604    | 658     | 2598      | 19650  |
| Ago.      | 190     | 268   | 160     | 199     | 136    | 94   | 378    | 427     | 1852      | 11918  |
| Sep.      | 208     | 341   | 275     | 340     | 169    | 181  | 464    | 553     | 2531      | 16630  |
| Oct.      | 197     | 410   | 170     | 297     | 206    | 170  | 527    | 722     | 2699      | 19958  |
| Nov.      | 298     | 431   | 431     | 316     | 132    | 177  | 422    | 706     | 2913      | 21382  |
| Dic.      | 251     | 622   | 263     | 350     | 164    | 227  | 773    | 570     | 3220      | 22201  |
| 1988 Ene. | 275     | 405   | 201     | 334     | 251    | 270  | 713    | 888     | 3337      | 22884  |
| Feb.      | 261     | 466   | 187     | 362     | 137    | 117  | 693    | 675     | 2898      | 20883  |
| Mar.      | 150     | 319   | 182     | 210     | 112    | 182  | 533    | 677     | 2365      | 20157  |
| Abr.      | 182     | 359   | 191     | 292     | 192    | 166  | 468    | 541     | 2391      | 17446  |
| May.      | 205     | 294   | 224     | 321     | 140    | 173  | 562    | 612     | 2531      | 20603  |
| Jun.      | 131     | 433   | 195     | 235     | 153    | 158  | 453    | 617     | 2375      | 18289  |
| Jul.      | 197     | 363   | 235     | 327     | 195    | 133  | 464    | 655     | 2569      | 18959  |
| Ago.      | 183     | 325   | 114     | 255     | 116    | 191  | 457    | 496     | 2137      | 13199  |
| Sep.      | 201     | 365   | 154     | 239     | 134    | 157  | 393    | 521     | 2164      |        |
| Oct.      | 314     | 258   | 163     | 331     | 111    | 257  | 585    | 813     | 2832      |        |
| Nov.      | 238     | 395   | 168     | 259     | 184    | 244  | 517    | 645     | 2650      |        |

## MAGISTRATURAS DE TRABAJO. DESPIDOS.

Total asuntos resueltos

ESPAÑA EN MILES

|           | Almería | Cádiz | Córdoba | Granada | Huelva | Jaén | Málaga | Sevilla | ANDALUCIA | ESPAÑA |
|-----------|---------|-------|---------|---------|--------|------|--------|---------|-----------|--------|
| 1980 Tot. | 493     | 1454  | 1174    | 1265    | 691    | 783  | 2231   | 3418    | 11509     | 90.3   |
| 1981 Tot. | 455     | 1471  | 1089    | 1501    | 689    | 793  | 1787   | 2426    | 10211     | 84.8   |
| 1982 Tot. | 620     | 1688  | 1123    | 2165    | 580    | 742  | 2390   | 2827    | 12135     | 83.8   |
| 1983 Tot. | 581     | 1391  | 1253    | 1584    | 672    | 898  | 2239   | 2879    | 11497     | 84.4   |
| 1984 Tot. | 512     | 1246  | 1092    | 1523    | 718    | 742  | 2152   | 2885    | 10870     | 78.6   |
| 1985 Tot. | 457     | 1053  | 839     | 1104    | 526    | 702  | 1954   | 1722    | 8357      | 54.9   |
| 1986 Tot. | 437     | 1068  | 501     | 952     | 383    | 664  | 1807   | 1543    | 7355      | 50.1   |
| 1987 Tot. | 399     | 940   | 572     | 1031    | 446    | 387  | 1504   | 1423    | 6705      | 42.3   |
| 1986 Ene. | 92      | 115   | 88      | 62      | 31     | 58   | 161    | 113     | 720       | 4.5    |
| Feb.      | 38      | 86    | 25      | 93      | 31     | 50   | 174    | 130     | 627       | 4.7    |
| Mar.      | 28      | 81    | 31      | 52      | 22     | 35   | 102    | 118     | 469       | 3.8    |
| Abr.      | 31      | 71    | 40      | 157     | 47     | 73   | 164    | 132     | 715       | 4.8    |
| May.      | 78      | 96    | 29      | 62      | 47     | 36   | 88     | 138     | 574       | 4.3    |
| Jun.      | 28      | 63    | 35      | 123     | 37     | 40   | 106    | 160     | 592       | 4.5    |
| Jul.      | 45      | 103   | 58      | 76      | 42     | 90   | 245    | 163     | 822       | 5.2    |
| Ago.      | 0       | 1     | 0       | 0       | 0      | 0    | 0      | 0       | 1         | 0.2    |
| Sep.      | 37      | 94    | 54      | 74      | 37     | 62   | 272    | 151     | 781       | 4.4    |
| Oct.      | 32      | 161   | 54      | 108     | 21     | 67   | 161    | 148     | 752       | 5.3    |
| Nov.      | 23      | 100   | 56      | 78      | 27     | 87   | 182    | 151     | 704       | 4.4    |
| Dic.      | 5       | 97    | 31      | 67      | 41     | 66   | 152    | 139     | 598       | 4.0    |
| 1987 Ene. | 75      | 87    | 21      | 93      | 24     | 32   | 194    | 125     | 651       | 3.9    |
| Feb.      | 39      | 70    | 39      | 51      | 23     | 23   | 101    | 109     | 455       | 3.7    |
| Mar.      | 37      | 72    | 53      | 82      | 39     | 33   | 128    | 153     | 597       | 3.7    |
| Abr.      | 25      | 63    | 59      | 41      | 32     | 50   | 125    | 96      | 491       | 3.5    |
| May.      | 20      | 73    | 58      | 63      | 58     | 57   | 125    | 104     | 558       | 3.7    |
| Jun.      | 37      | 64    | 96      | 48      | 47     | 36   | 68     | 109     | 505       | 3.4    |
| Jul.      | 31      | 121   | 78      | 82      | 44     | 41   | 128    | 148     | 673       | 4.2    |
| Ago.      | 0       | 0     | 4       | 0       | 0      | 0    | 0      | 0       | 4         | 0.1    |
| Sep.      | 20      | 120   | 28      | 116     | 56     | 30   | 128    | 131     | 629       | 3.9    |
| Oct.      | 70      | 107   | 59      | 85      | 59     | 20   | 163    | 135     | 698       | 4.4    |
| Nov.      | 25      | 100   | 36      | 118     | 32     | 51   | 177    | 158     | 697       | 4.2    |
| Dic.      | 20      | 63    | 41      | 252     | 32     | 14   | 167    | 155     | 747       | 3.7    |
| 1988 Ene. | 39      | 59    | 61      | 85      | 37     | 37   | 114    | 175     | 607       | 3.9    |
| Feb.      | 29      | 139   | 69      | 117     | 26     | 32   | 89     | 151     | 652       | 3.9    |
| Mar.      | 182     | 100   | 112     | 198     | 26     | 32   | 107    | 133     | 890       | 4.6    |
| Abr.      | 53      | 124   | 106     | 140     | 132    | 58   | 96     | 139     | 848       | 4.1    |
| May.      | 30      | 64    | 29      | 164     | 72     | 52   | 102    | 146     | 659       | 4.1    |
| Jun.      | 23      | 67    | 31      | 71      | 84     | 62   | 245    | 123     | 706       | 4.1    |
| Jul.      | 22      | 108   | 69      | 135     | 20     | 26   | 124    | 117     | 621       | 4.0    |
| Ago.      | 0       | 0     | 0       | 0       | 0      | 0    | 0      | 0       | 0         | 0.0    |
| Sep.      | 33      | 159   | 45      | 72      | 113    | 58   | 119    | 110     | 709       |        |

## MAGISTRATURAS DE TRABAJO. DESPIDOS

Cantidades por despido reconocidas a trabajadores

MILLONES DE PESETAS

|           | Almería | Cádiz | Córdoba | Granada | Huelva | Jaén  | Málaga | Sevilla | ANDALUCIA | ESPAÑA  |
|-----------|---------|-------|---------|---------|--------|-------|--------|---------|-----------|---------|
| 1980 Tot. | 62.5    | 222.9 | 158.6   | 190.9   | 46.8   | 113.3 | 224.4  | 602.1   | 1621.4    | 16764.3 |
| 1981 Tot. | 16.0    | 300.7 | 173.3   | 304.4   | 24.2   | 326.9 | 183.6  | 760.3   | 2089.6    | 23565.5 |
| 1982 Tot. | 38.5    | 435.3 | 240.6   | 815.8   | 19.3   | 104.4 | 314.8  | 1181.5  | 3150.2    | 25609.2 |
| 1983 Tot. | 35.1    | 343.1 | 263.7   | 858.5   | 37.0   | 179.8 | 354.9  | 1591.0  | 3663.1    | 31824.4 |
| 1984 Tot. | 37.9    | 250.2 | 286.9   | 796.9   | 31.6   | 189.6 | 383.8  | 1661.9  | 3830.3    | 30409.5 |
| 1985 Tot. | 18.1    | 274.8 | 281.9   | 479.2   | 21.0   | 259.4 | 618.3  | 936.7   | 2866.4    | 25020.8 |
| 1986 Tot. | 0.0     | 269.4 | 156.5   | 312.0   | 21.2   | 215.7 | 850.1  | 1213.2  | 3038.1    | 26168.1 |
| 1986 Ene. | 0.0     | 23.9  | 19.6    | 12.8    | 0.6    | 12.9  | 119.3  | 43.8    | 232.9     | 2290.6  |
| Feb.      | 0.0     | 16.5  | 6.1     | 29.4    | 2.5    | 11.1  | 67.3   | 76.4    | 209.3     | 2988.8  |
| Mar.      | 0.0     | 40.2  | 19.2    | 21.5    | 2.4    | 4.4   | 67.1   | 52.7    | 207.5     | 2564.6  |
| Abr.      | 0.0     | 19.2  | 9.3     | 18.1    | 2.2    | 8.7   | 30.9   | 51.0    | 139.4     | 1917.5  |
| May.      | 0.0     | 29.4  | 12.1    | 19.9    | 3.4    | 16.2  | 88.8   | 43.7    | 213.5     | 1960.7  |
| Jun.      | 0.0     | 21.6  | 17.4    | 13.4    | 0.7    | 11.9  | 104.3  | 69.8    | 239.1     | 2666.4  |
| Jul.      | 0.0     | 19.1  | 18.9    | 94.9    | 2.6    | 17.8  | 195.8  | 163.7   | 512.8     | 3109.2  |
| Ago.      | 0.0     | 0.0   | 0.0     | 0.0     | 0.0    | 0.0   | 0.0    | 0.0     | 0.0       | 109.4   |
| Sep.      | 0.0     | 25.7  | 7.3     | 20.4    | 1.4    | 19.1  | 110.1  | 107.2   | 291.2     | 2275.2  |
| Oct.      | 0.0     | 23.1  | 11.4    | 45.9    | 2.6    | 52.5  | 11.3   | 95.7    | 242.5     | 2358.4  |
| Nov.      | 0.0     | 29.9  | 28.4    | 25.3    | 1.4    | 49.6  | 25.4   | 416.3   | 576.3     | 2074.2  |
| Dic.      | 0.0     | 20.8  | 6.8     | 10.4    | 1.4    | 11.5  | 29.8   | 92.9    | 173.6     | 1852.9  |
| 1987 Ene. | 0.0     | 16.2  | 8.9     | 8.3     | 1.2    | 8.3   | 13.6   | 69.0    | 125.5     | 1693.4  |
| Feb.      | 0.0     | 36.4  | 29.9    | 16.3    | 1.3    | 9.8   | 8.6    | 73.5    | 175.8     | 1829.2  |
| Mar.      | 0.0     | 15.2  | 17.6    | 24.7    | 0.0    | 7.9   | 14.0   | 69.2    | 148.6     | 1655.8  |
| Abr.      | 0.0     | 29.6  | 26.8    | 24.9    | 1.2    | 6.8   | 51.1   | 34.5    | 174.9     | 1433.6  |
| May.      | 0.0     | 14.8  | 23.1    | 24.7    | 5.2    | 50.1  | 17.0   | 193.2   | 328.1     | 1733.5  |
| Jun.      | 0.0     | 7.3   | 30.5    | 6.3     | 3.0    | 3.4   | 6.5    | 54.6    | 111.6     | 1257.5  |
| Jul.      | 0.0     | 27.6  | 27.1    | 12.2    | 2.5    | 16.5  | 13.6   | 141.5   | 241.0     | 2926.4  |
| Ago.      | 0.0     | 0.0   | 0.0     | 0.0     | 0.0    | 0.0   | 0.0    | 0.0     | 0.0       | 79.8    |
| Sep.      | 0.0     | 34.0  | 20.2    | 9.4     | 0.0    | 8.8   | 12.5   | 62.4    | 147.3     | 1633.8  |
| Oct.      | 3.5     | 30.0  | 63.0    | 4.0     | 0.0    | 4.1   | 15.8   | 94.3    | 214.7     | 1619.1  |
| Nov.      | 0.3     | 35.9  | 17.4    | 40.7    | 0.0    | 7.0   | 28.2   | 86.0    | 215.6     | 1893.2  |
| Dic.      | 0.1     | 38.0  | 39.8    | 50.7    | 0.0    | 5.4   | 33.6   | 63.6    | 231.2     | 1445.8  |
| 1988 Ene. | 0.0     | 17.9  | 18.7    | 46.4    | 0.0    | 19.7  | 11.8   | 61.0    | 175.7     | 1904.2  |
| Feb.      | 0.0     | 48.5  | 48.3    | 18.4    | 0.0    | 9.3   | 21.4   | 79.4    | 225.4     | 2030.0  |
| Mar.      | 4.0     | 33.4  | 27.1    | 11.0    | 0.0    | 1.6   | 21.6   | 47.4    | 146.0     | 1830.1  |
| Abr.      | 3.4     | 42.7  | 17.6    | 18.7    | 0.0    | 3.6   | 12.7   | 79.4    | 178.1     | 1596.1  |
| May.      | 1.1     | 11.5  | 7.2     | 33.5    | 0.0    | 15.9  | 21.2   | 76.0    | 166.4     | 2044.7  |
| Jun.      | 5.5     | 13.4  | 9.3     | 23.7    | 0.0    | 12.7  | 11.6   | 54.3    | 130.5     | 1654.3  |
| Jul.      | 0.3     | 20.9  | 43.1    | 13.6    | 0.0    | 20.7  | 23.2   | 35.4    | 157.2     | 2568.0  |
| Ago.      | 0.0     | 0.0   | 0.0     | 0.0     | 0.0    | 0.0   | 0.0    | 0.0     | 0.0       | 27.0    |
| Sep.      | 6.7     | 48.3  | 48.0    | 23.9    | 0.0    | 12.6  | 8.5    | 48.9    | 197.0     |         |

## TRABAJADORES AFILIADOS EN ALTA A LA SEGURIDAD SOCIAL. ANDALUCIA

|           | Total regimenes | REGIMEN GENERAL | Minería del carbón | REGIMEN ESPECIAL AGRARIO |              |               | R. E. Ferroviarios | R. E. Empleados de hogar |
|-----------|-----------------|-----------------|--------------------|--------------------------|--------------|---------------|--------------------|--------------------------|
|           |                 |                 |                    | Total                    | Cuenta ajena | Cuenta propia |                    |                          |
| 1983 Med. | 1268868         | 704178          | 197                | 478988                   | 414727       | 64261         | 11299              | 74197                    |
| 1984 Med. | 1277053         | 700215          | 143                | 495091                   | 430764       | 64327         | 10844              | 70686                    |
| 1985 Med. | 1282713         | 713455          | 157                | 500117                   | 438038       | 62079         | 9960               | 59004                    |
| 1986 Med. | 1329997         | 761499          | 155                | 509539                   | 449702       | 59004         | 10047              | 49670                    |
| 1987 Med. | 1379271         | 810592          | 149                | 513258                   | 458568       | 55023         | 9629               | 43400                    |
| 1987 Med. | 1379271         | 810592          | 149                | 513258                   | 458568       | 55023         | 9629               | 43400                    |
| 1986 Ene. | 1283957         | 716586          | 149                | 504182                   | 444019       | 60163         | 10105              | 52932                    |
| Feb.      | 1295327         | 728534          | 144                | 504420                   | 444609       | 59811         | 10113              | 52116                    |
| Mar.      | 1300075         | 732628          | 144                | 506052                   | 446328       | 59724         | 10104              | 51291                    |
| Abr.      | 1311625         | 744616          | 147                | 505887                   | 446410       | 59477         | 10089              | 50886                    |
| May.      | 1326117         | 757554          | 151                | 507877                   | 448412       | 59465         | 10041              | 50494                    |
| Jun.      | 1335480         | 766515          | 152                | 509105                   | 449789       | 59316         | 10022              | 49838                    |
| Jul.      | 1363868         | 784357          | 166                | 520361                   | 451125       | 59230         | 10006              | 49144                    |
| Ago.      | 1360832         | 790674          | 168                | 511307                   | 452211       | 59096         | 10003              | 48848                    |
| Sep.      | 1341803         | 783600          | 155                | 509816                   | 451346       | 58470         | 9991               | 48232                    |
| Oct.      | 1345742         | 778538          | 159                | 509208                   | 451162       | 58046         | 10056              | 47781                    |
| Nov.      | 1349096         | 778446          | 142                | 513201                   | 455348       | 57853         | 10035              | 47414                    |
| Dic.      | 1346043         | 775931          | 179                | 513052                   | 455661       | 57391         | 9999               | 47061                    |
| 1987 Ene. | 1321114         | 759338          | 147                | 505257                   | 448884       | 56373         | 9851               | 46521                    |
| Feb.      | 1331877         | 769802          | 144                | 506370                   | 450371       | 55999         | 9821               | 45740                    |
| Mar.      | 1339397         | 754533          | 145                | 502979                   | 447567       | 55412         | 9844               | 44974                    |
| Abr.      | 1346739         | 788083          | 140                | 504173                   | 448832       | 55341         | 9754               | 44589                    |
| May.      | 1371581         | 810258          | 141                | 507371                   | 452324       | 55047         | 9752               | 44059                    |
| Jun.      | 1381474         | 818835          | 147                | 509275                   | 458418       | 54857         | 9727               | 43490                    |
| Jul.      | 1396230         | 830735          | 166                | 512591                   | 457753       | 54838         | 9731               | 43007                    |
| Ago.      | 1408696         | 840061          | 166                | 516224                   | 461367       | 54857         | 9715               | 42530                    |
| Sep.      | 1406556         | 835270          | 145                | 519625                   | 465146       | 54479         | 9686               | 41830                    |
| Oct.      | 1413688         | 839245          | 148                | 523114                   | 468765       | 54349         | 9648               | 41533                    |
| Nov.      | 1418686         | 842489          | 151                | 525572                   | 471199       | 54373         | 9156               | 41318                    |
| Dic.      | 1415213         | 838449          | 150                | 526541                   | 472195       | 54346         | 8864               | 41209                    |
| 1988 Ene. | 1443130         | 978327          | 190                | 413543                   | 370045       | 43498         | 12784              | 38286                    |
| Feb.      | 1370133         | 794459          | 0                  | 527475                   | 473576       | 53899         | 8372               | 39827                    |
| Mar.      | 1431888         | 844603          | 1252               | 538268                   | 476097       | 53782         | 8389               | 39376                    |
| Abr.      | 1458238         | 871005          | 1255               | 528995                   | 477092       | 53515         | 8388               | 38595                    |
| May.      | 1461554         | 870223          | 1241               | 543489                   | 481703       | 53393         | 8393               | 38208                    |
| Jun.      | 1474016         | 880420          | 1244               | 546356                   | 484701       | 53244         | 8411               | 37585                    |
| Jul.      | 1482224         | 896484          | 1237               | 538820                   | 485814       | 53006         | 8422               | 37261                    |
| Ago.      | 1489965         | 903724          | 1240               | 539696                   | 486829       | 52867         | 8391               | 36914                    |
| Sep.      | 1489947         | 902325          | 1241               | 541477                   | 488571       | 52906         | 8415               | 36489                    |
| Oct.      | 1494520         | 905522          | 1242               | 543140                   | 490550       | 52590         | 8418               | 36198                    |

Datos provisionales a partir de Febrero de 1988.

## PENSIONES DE LA SEGURIDAD SOCIAL. ANDALUCIA

Miles de pensiones  
Miles de pts./mes

|           | TOTAL  |               | INVALIDEZ |               | JUBILACION |               | VIUDEDAD |               | ORFANDAD (A favor de familiares y otras) |               |
|-----------|--------|---------------|-----------|---------------|------------|---------------|----------|---------------|--|---------------|
|           | Número | Pensión media | Número    | Pensión media | Número     | Pensión media | Número   | Pensión media | Número                                   | Pensión media |
| 1981 Med. | 654.2  | 16.6          |           |               |            |               |          |               |  |               |
| 1982 Med. | 688.7  | 18.6          | 208.8     | 21.1          | 286.6      | 20.2          | 162.3    | 13.6          | 31.0                                     | 13.4          |
| 1983 Med. | 732.0  | 21.6          | 235.6     | 24.8          | 290.1      | 23.5          | 173.7    | 15.7          | 32.6                                     | 15.2          |
| 1984 Med. | 773.6  | 24.0          | 260.4     | 27.4          | 295.3      | 26.1          | 184.1    | 17.1          | 33.9                                     | 16.5          |
| 1985 Med. | 798.5  | 26.4          | 274.8     | 29.8          | 296.9      | 29.2          | 192.3    | 18.5          | 34.5                                     | 17.7          |
| 1986 Med. | 823.9  | 29.2          | 286.8     | 32.9          | 300.4      | 32.9          | 201.2    | 20.7          | 35.3                                     | 19.2          |
| 1986 Ene. | 812.9  | 29.0          | 281.8     | 32.7          | 298.8      | 32.4          | 197.4    | 20.1          | 34.9                                     | 19.1          |
| Feb.      | 814.1  | 29.0          | 282.7     | 32.7          | 298.8      | 32.5          | 197.8    | 20.2          | 34.9                                     | 19.2          |
| Mar.      | 815.4  | 29.1          | 283.4     | 32.8          | 298.8      | 32.6          | 198.4    | 20.2          | 35.0                                     | 19.2          |
| Abr.      | 817.3  | 29.1          | 284.4     | 32.8          | 299.0      | 32.7          | 199.0    | 20.2          | 35.0                                     | 19.2          |
| May.      | 819.6  | 29.2          | 285.3     | 32.9          | 299.3      | 32.8          | 199.9    | 20.2          | 35.1                                     | 19.2          |
| Jun.      | 822.1  | 29.2          | 286.5     | 32.9          | 299.5      | 32.9          | 200.8    | 20.3          | 35.3                                     | 19.2          |
| Jul.      | 824.8  | 29.3          | 287.7     | 33.0          | 299.9      | 33.0          | 201.7    | 20.3          | 35.4                                     | 19.2          |
| Ago.      | 827.9  | 29.3          | 289.0     | 33.0          | 300.9      | 33.1          | 202.5    | 20.3          | 35.5                                     | 19.2          |
| Sep.      | 830.8  | 29.4          | 290.0     | 33.0          | 301.9      | 33.1          | 203.3    | 20.3          | 35.6                                     | 19.2          |
| Oct.      | 831.1  | 29.4          | 290.1     | 33.1          | 301.7      | 33.2          | 203.8    | 20.3          | 35.5                                     | 19.2          |
| Nov.      | 833.5  | 29.4          | 290.6     | 33.1          | 302.7      | 33.3          | 204.6    | 20.4          | 35.6                                     | 19.2          |
| Dic.      | 836.5  | 29.5          | 291.5     | 33.1          | 303.9      | 33.3          | 205.4    | 20.4          | 35.7                                     | 19.2          |
| 1987 Ene. | 839.3  | 31.2          | 292.5     | 35.1          | 304.9      | 35.2          | 206.2    | 21.6          | 35.8                                     | 20.3          |
| Feb.      | 840.8  | 31.2          | 293.2     | 35.1          | 305.3      | 35.3          | 206.6    | 21.6          | 35.7                                     | 20.3          |
| Mar.      | 842.0  | 31.3          | 293.3     | 35.1          | 305.7      | 35.4          | 207.2    | 21.6          | 35.7                                     | 20.3          |
| Abr.      | 843.7  | 31.3          | 293.8     | 35.2          | 306.3      | 35.5          | 207.9    | 21.6          | 35.7                                     | 20.4          |
| May.      | 845.6  | 31.4          | 294.3     | 35.2          | 307.0      | 35.6          | 208.7    | 21.6          | 35.6                                     | 20.4          |
| Jun.      | 848.6  | 31.4          | 294.9     | 35.2          | 308.1      | 35.7          | 209.9    | 21.7          | 35.7                                     | 20.4          |
| Jul.      | 850.7  | 31.5          | 295.4     | 35.3          | 308.9      | 35.8          | 210.5    | 21.7          | 35.8                                     | 20.4          |
| Ago.      | 865.3  | 31.7          | 296.3     | 35.3          | 316.8      | 36.3          | 215.7    | 21.8          | 36.5                                     | 20.4          |
| Sep.      | 866.9  | 31.7          | 296.9     | 35.4          | 317.3      | 36.4          | 216.2    | 21.8          | 36.4                                     | 20.4          |
| Oct.      | 868.2  | 31.8          | 297.1     | 35.4          | 317.9      | 36.5          | 216.8    | 21.8          | 36.3                                     | 20.4          |
| Nov.      | 869.3  | 31.8          | 297.2     | 35.4          | 318.4      | 36.6          | 217.4    | 21.8          | 36.3                                     | 20.4          |
| Dic.      | 872.0  | 31.9          | 297.6     | 35.5          | 319.6      | 36.7          | 218.4    | 21.9          | 36.4                                     | 20.5          |
| 1988 Ene. | 874.6  | 33.7          | 298.3     | 37.3          | 320.6      | 38.7          | 219.2    | 23.6          | 36.5                                     | 21.6          |
| Feb.      | 875.6  | 33.7          | 298.6     | 37.3          | 321.0      | 38.7          | 219.6    | 23.6          | 36.4                                     | 21.6          |
| Mar.      | 876.4  | 33.8          | 298.5     | 37.4          | 321.2      | 38.8          | 220.2    | 23.7          | 36.5                                     | 21.6          |
| Abr.      | 876.8  | 33.9          | 298.7     | 37.4          | 321.5      | 38.9          | 220.2    | 23.7          | 36.5                                     | 21.6          |
| May.      | 877.5  | 33.8          | 299.0     | 37.5          | 320.7      | 38.7          | 221.2    | 23.7          | 36.6                                     | 21.6          |
| Jun.      | 880.8  | 33.9          | 299.7     | 37.6          | 321.8      | 38.8          | 222.6    | 23.8          | 36.7                                     | 21.6          |
| Jul.      | 880.8  | 33.9          | 300.5     | 37.6          | 320.8      | 38.9          | 222.7    | 23.8          | 36.8                                     | 21.6          |



## VII. PRECIOS

VII-2

## INDICE DE PRECIOS DE CONSUMO POR GRUPOS. ANDALUCIA

Ø 1983 = 100

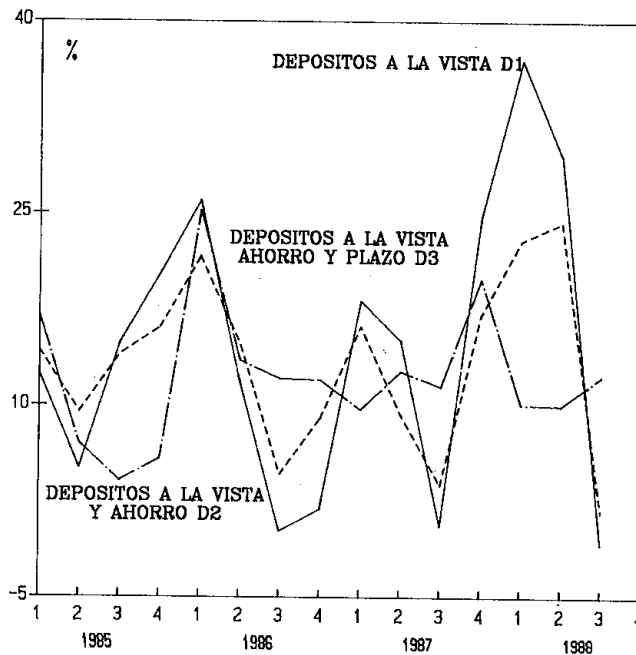
|           | General | Alimentación | No Alimentación | Vestido | Vivienda | Menaje | Medicina | Transportes | Cultura | Otros |
|-----------|---------|--------------|-----------------|---------|----------|--------|----------|-------------|---------|-------|
| 1980 Med. | 66.9    | 69.7         | 65.7            | 68.6    | 66.0     | 67.1   | 61.0     | 66.7        | 67.2    | 63.1  |
| 1981 Med. | 77.2    | 79.2         | 76.1            | 78.4    | 78.2     | 76.0   | 70.5     | 76.7        | 77.6    | 73.8  |
| 1982 Med. | 88.6    | 91.4         | 87.1            | 88.4    | 88.9     | 87.2   | 82.8     | 86.2        | 98.9    | 85.5  |
| 1983 Med. | 99.1    | 100.5        | 98.4            | 97.8    | 98.5     | 98.6   | 92.5     | 99.2        | 100.6   | 100.2 |
| 1984 Med. | 110.5   | 113.9        | 108.7           | 108.8   | 108.0    | 109.6  | 102.8    | 109.1       | 109.7   | 112.0 |
| 1985 Med. | 120.0   | 124.7        | 117.5           | 119.4   | 115.2    | 119.3  | 111.4    | 115.8       | 119.0   | 121.2 |
| 1986 Med. | 131.5   | 138.3        | 127.9           | 131.3   | 123.3    | 131.2  | 110.2    | 122.2       | 129.7   | 140.1 |
| 1987 Med. | 138.4   | 144.6        | 135.1           | 142.7   | 128.4    | 138.2  | 125.7    | 128.8       | 136.5   | 148.3 |
| 1986 Ene. | 127.1   | 132.5        | 124.3           | 126.2   | 120.7    | 125.6  | 115.3    | 120.2       | 127.8   | 133.3 |
| Feb.      | 128.5   | 134.3        | 125.4           | 127.0   | 121.6    | 127.2  | 116.7    | 120.6       | 128.3   | 136.5 |
| Mar.      | 129.4   | 135.6        | 126.1           | 128.5   | 121.8    | 129.7  | 117.4    | 120.3       | 128.5   | 137.9 |
| Abr.      | 129.7   | 135.0        | 126.9           | 129.2   | 122.6    | 130.6  | 117.9    | 121.3       | 128.5   | 139.2 |
| May.      | 129.9   | 134.7        | 127.4           | 129.6   | 123.1    | 130.9  | 118.0    | 121.8       | 128.4   | 139.8 |
| Jun.      | 131.4   | 138.2        | 127.8           | 130.5   | 123.5    | 131.8  | 118.7    | 122.4       | 128.3   | 139.9 |
| Jul.      | 132.5   | 140.7        | 128.2           | 130.6   | 123.8    | 132.1  | 118.7    | 123.1       | 128.6   | 140.3 |
| Ago.      | 133.2   | 142.1        | 128.5           | 130.8   | 123.8    | 132.5  | 119.8    | 123.3       | 128.7   | 142.1 |
| Sep.      | 134.0   | 142.9        | 129.3           | 133.1   | 124.2    | 133.0  | 119.4    | 123.4       | 131.2   | 142.2 |
| Oct.      | 134.3   | 142.5        | 130.0           | 134.8   | 124.7    | 133.2  | 119.9    | 123.5       | 132.4   | 142.5 |
| Nov.      | 134.0   | 140.5        | 130.6           | 137.3   | 124.8    | 133.6  | 120.3    | 123.2       | 133.0   | 143.3 |
| Dic.      | 134.3   | 140.8        | 130.9           | 138.0   | 125.0    | 134.1  | 120.6    | 123.4       | 133.2   | 143.7 |
| 1987 Ene. | 135.7   | 143.6        | 131.5           | 138.5   | 125.8    | 134.9  | 122.9    | 124.1       | 134.0   | 144.1 |
| Feb.      | 136.8   | 144.4        | 132.8           | 138.9   | 127.5    | 135.5  | 122.9    | 126.1       | 134.3   | 145.2 |
| Mar.      | 138.1   | 146.8        | 133.5           | 139.8   | 127.9    | 136.9  | 123.8    | 126.8       | 134.4   | 146.1 |
| Abr.      | 138.4   | 145.9        | 134.4           | 140.6   | 128.2    | 137.7  | 125.0    | 128.5       | 135.5   | 147.1 |
| May.      | 137.7   | 143.1        | 134.9           | 141.4   | 128.3    | 138.2  | 125.2    | 128.7       | 135.7   | 148.1 |
| Jun.      | 137.6   | 142.4        | 135.1           | 142.0   | 128.4    | 138.6  | 125.3    | 128.8       | 135.5   | 148.8 |
| Jul.      | 138.7   | 144.8        | 135.5           | 142.3   | 128.6    | 138.7  | 125.7    | 129.6       | 135.9   | 149.2 |
| Ago.      | 138.9   | 145.0        | 135.7           | 142.5   | 128.7    | 138.9  | 126.6    | 129.9       | 136.3   | 149.4 |
| Sep.      | 139.7   | 146.3        | 136.2           | 143.7   | 128.8    | 139.3  | 127.3    | 130.2       | 137.9   | 150.0 |
| Oct.      | 140.0   | 145.8        | 136.9           | 145.7   | 129.2    | 139.6  | 127.6    | 130.6       | 138.6   | 150.3 |
| Nov.      | 139.5   | 143.3        | 137.5           | 148.0   | 129.4    | 139.9  | 127.8    | 130.7       | 139.7   | 150.6 |
| Dic.      | 140.1   | 144.3        | 137.9           | 149.4   | 129.5    | 140.1  | 127.9    | 131.1       | 139.6   | 151.1 |
| 1988 Ene. | 141.3   | 146.3        | 138.7           | 149.7   | 130.9    | 140.6  | 130.1    | 131.7       | 140.6   | 151.9 |
| Feb.      | 142.1   | 146.6        | 139.7           | 150.8   | 132.2    | 141.0  | 130.4    | 132.6       | 140.6   | 153.4 |
| Mar.      | 143.3   | 148.7        | 140.5           | 151.7   | 132.6    | 141.9  | 130.7    | 133.1       | 143.1   | 154.4 |

## INDICE DE PRECIOS DE CONSUMO POR GRUPOS. ESPAÑA

∅ 1983 = 100

|           | General | Alimentación | No<br>Alimentación | Vestido | Vivienda | Menaje | Medicina | Transportes | Cultura | Otros |
|-----------|---------|--------------|--------------------|---------|----------|--------|----------|-------------|---------|-------|
| 1980 Med. | 67.4    | 69.4         | 66.4               | 68.6    | 67.7     | 68.9   | 63.2     | 65.8        | 68.0    | 63.6  |
| 1981 Med. | 77.2    | 78.9         | 76.4               | 78.0    | 79.6     | 77.1   | 72.1     | 76.8        | 77.7    | 73.1  |
| 1982 Med. | 88.3    | 90.7         | 87.1               | 87.9    | 90.5     | 88.1   | 83.2     | 86.3        | 89.0    | 85.0  |
| 1983 Med. | 99.1    | 100.4        | 98.5               | 98.5    | 99.4     | 99.1   | 94.2     | 98.8        | 100.2   | 99.7  |
| 1984 Med. | 110.3   | 113.0        | 109.0              | 109.6   | 108.4    | 110.0  | 105.5    | 108.6       | 109.5   | 112.1 |
| 1985 Med. | 120.0   | 123.7        | 118.2              | 121.6   | 115.4    | 119.7  | 115.1    | 115.7       | 119.6   | 122.8 |
| 1986 Med. | 130.5   | 136.9        | 127.3              | 134.1   | 122.1    | 131.5  | 123.8    | 121.3       | 129.5   | 137.9 |
| 1987 Med. | 137.4   | 143.8        | 134.2              | 146.5   | 126.2    | 137.5  | 131.3    | 127.8       | 135.3   | 147.0 |
| 1986 Ene. | 127.1   | 133.1        | 124.1              | 128.7   | 120.4    | 126.3  | 121.0    | 118.9       | 128.0   | 132.5 |
| Feb.      | 127.7   | 133.0        | 125.1              | 129.5   | 121.0    | 127.7  | 122.3    | 119.6       | 128.2   | 134.6 |
| Mar.      | 128.1   | 133.1        | 125.6              | 131.1   | 121.0    | 129.8  | 122.7    | 119.4       | 128.1   | 135.7 |
| Abr.      | 128.4   | 132.5        | 126.4              | 132.2   | 121.5    | 130.7  | 123.0    | 120.4       | 128.5   | 136.7 |
| May.      | 128.8   | 132.7        | 126.9              | 132.7   | 122.0    | 131.1  | 123.1    | 121.0       | 128.6   | 137.1 |
| Jun.      | 129.9   | 135.1        | 127.3              | 133.4   | 122.3    | 131.9  | 123.8    | 121.6       | 128.9   | 137.8 |
| Jul.      | 131.3   | 138.1        | 127.9              | 133.7   | 122.6    | 132.3  | 124.1    | 122.4       | 129.3   | 138.6 |
| Ago.      | 131.6   | 138.8        | 128.0              | 133.9   | 122.7    | 132.5  | 124.5    | 122.5       | 129.4   | 139.4 |
| Sep.      | 133.0   | 141.8        | 128.7              | 135.4   | 122.9    | 133.2  | 124.7    | 122.6       | 130.6   | 139.9 |
| Oct.      | 133.5   | 142.0        | 129.3              | 137.1   | 123.5    | 133.7  | 125.1    | 122.9       | 131.3   | 140.5 |
| Nov.      | 133.2   | 140.7        | 129.5              | 140.4   | 122.7    | 134.1  | 125.7    | 122.1       | 131.6   | 140.7 |
| Dic.      | 133.8   | 141.7        | 129.9              | 141.3   | 122.9    | 134.5  | 126.1    | 122.2       | 131.8   | 141.4 |
| 1987 Ene. | 134.8   | 143.4        | 130.6              | 141.7   | 123.7    | 134.9  | 127.8    | 122.8       | 132.7   | 142.3 |
| Feb.      | 135.4   | 142.4        | 131.9              | 142.3   | 125.0    | 135.4  | 129.3    | 125.2       | 133.0   | 144.2 |
| Mar.      | 136.1   | 143.7        | 132.4              | 143.1   | 125.3    | 136.4  | 129.9    | 125.6       | 133.6   | 144.9 |
| Abr.      | 136.4   | 142.9        | 133.2              | 144.0   | 125.6    | 136.8  | 130.5    | 127.5       | 134.2   | 145.5 |
| May.      | 136.3   | 141.4        | 133.8              | 145.2   | 126.0    | 137.2  | 130.8    | 127.8       | 134.6   | 146.0 |
| Jun.      | 136.3   | 140.9        | 134.0              | 146.0   | 126.3    | 137.6  | 131.0    | 127.8       | 134.4   | 146.6 |
| Jul.      | 137.7   | 143.9        | 134.6              | 146.4   | 126.7    | 137.8  | 131.4    | 128.8       | 134.7   | 147.5 |
| Ago.      | 137.6   | 143.3        | 134.8              | 146.6   | 126.8    | 138.0  | 132.2    | 129.0       | 134.9   | 148.0 |
| Sep.      | 138.9   | 146.1        | 135.3              | 147.6   | 126.9    | 138.3  | 132.6    | 129.2       | 136.3   | 149.0 |
| Oct.      | 139.7   | 147.1        | 136.1              | 149.8   | 127.2    | 138.6  | 133.0    | 129.6       | 138.2   | 149.5 |
| Nov.      | 139.4   | 144.8        | 136.7              | 152.4   | 127.5    | 139.1  | 133.4    | 129.8       | 138.6   | 149.9 |
| Dic.      | 139.9   | 145.6        | 137.1              | 153.2   | 128.0    | 139.4  | 133.5    | 129.9       | 138.7   | 150.4 |
| 1988 Ene. | 140.8   | 146.5        | 138.0              | 153.8   | 129.2    | 139.7  | 135.9    | 130.4       | 139.2   | 151.7 |
| Feb.      | 141.2   | 145.6        | 139.0              | 154.4   | 130.7    | 140.3  | 136.5    | 131.6       | 139.7   | 152.8 |
| Mar.      | 142.2   | 147.0        | 139.8              | 155.2   | 131.3    | 141.3  | 137.3    | 132.3       | 140.5   | 154.3 |

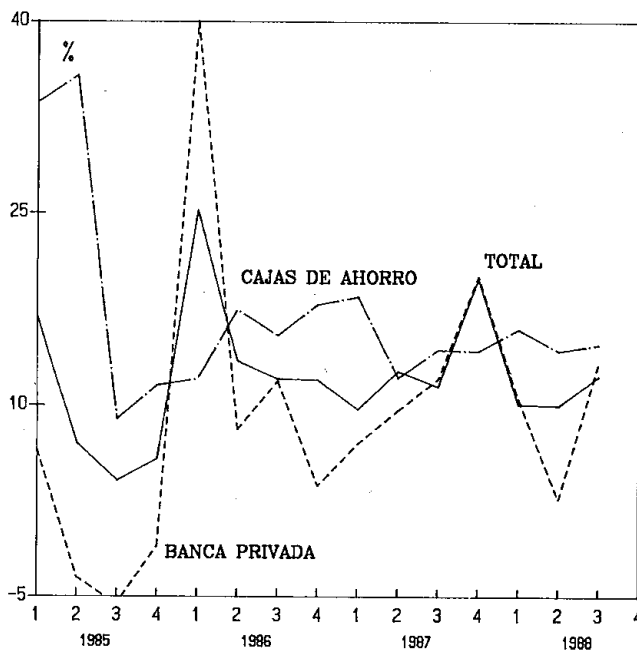
| DEPOSITOS DEL SECTOR PRIVADO EN LA BANCA PRIVADA<br>Y CAJAS DE AHORROS DE ANDALUCIA |                          |   |                |                          |   |                |                          |   |      |
|---|--------------------------|---|----------------|--------------------------|---|----------------|--------------------------|---|------|
| Miles de millones de ptas.  |                          |   |                |                          |   |                |                          |   |      |
| D <sub>1</sub>  |                          |   | D <sub>2</sub> |                          |   | D <sub>3</sub> |                          |   |      |
| Serie original  | Serie desestacionalizada | T <sub>3</sub><br>Sobre serie desestacionalizada<br>(*) | Serie original | Serie desestacionalizada | T <sub>3</sub><br>Sobre serie desestacionalizada<br>(*) | Serie original | Serie desestacionalizada | T <sub>3</sub><br>Sobre serie desestacionalizada<br>(*) |      |
| 1981 4Q Trim.   | 317.8                    | 297.9   | 15.3           | 717.2                    | 682.8   | 20.4           | 1197.6                   | 1169.8  | 20.6 |
| 1982 4Q Trim.   | 358.3                    | 336.1   | 6.0            | 811.6                    | 773.9   | 10.0           | 1410.1                   | 1379.9  | 15.4 |
| 1983 4Q Trim.   | 352.8                    | 331.6   | -1.1           | 838.7                    | 802.2   | 4.2            | 1554.7                   | 1525.4  | 14.5 |
| 1984 4Q Trim.   | 376.4                    | 354.3   | 14.2           | 895.6                    | 859.2   | 10.8           | 1744.1                   | 1715.4  | 13.6 |
| 1985 4Q Trim.   | 424.8                    | 400.7   | 20.3           | 1013.3                   | 974.7   | 16.1           | 1886.5                   | 1858.8  | 5.8  |
| 1986 4Q Trim.   | 464.6                    | 438.7   | 1.9            | 1136.6                   | 1094.6  | 9.0            | 2178.2                   | 2148.1  | 12.0 |
| 1987 4Q Trim.   | 530.7                    | 501.7   | 24.8           | 1266.2                   | 1220.1  | 17.1           | 2468.5                   | 2435.0  | 19.9 |
| 1985 1Q Trim.   | 344.7                    | 364.9   | 12.5           | 858.4                    | 888.4   | 14.3           | 1758.1                   | 1784.1  | 17.0 |
| 2Q Trim.  | 358.3                    | 369.5   | 5.1            | 888.0                    | 908.8   | 9.5            | 1800.9                   | 1814.5  | 7.0  |
| 3Q Trim.  | 391.4                    | 382.5   | 14.9           | 952.6                    | 939.0   | 14.0           | 1842.0                   | 1832.6  | 4.1  |
| 4Q Trim.  | 424.8                    | 400.7   | 20.3           | 1013.3                   | 974.7   | 16.1           | 1886.5                   | 1858.8  | 5.8  |
| 1986 1Q Trim.   | 102.2                    | 424.5   | 26.0           | 992.4                    | 1023.5  | 21.6           | 1942.4                   | 1966.2  | 25.2 |
| 2Q Trim.  | 123.8                    | 436.5   | 11.8           | 1036.2                   | 1059.4  | 14.8           | 2016.4                   | 2029.3  | 13.5 |
| 3Q Trim.  | 445.7                    | 436.6   | 0.2            | 1084.7                   | 1071.3  | 4.6            | 2094.7                   | 2087.9  | 12.1 |
| 4Q Trim.  | 464.6                    | 438.7   | 1.9            | 1136.6                   | 1094.6  | 9.0            | 2178.2                   | 2148.1  | 12.0 |
| 1987 1Q Trim.   | 434.5                    | 457.5   | 18.2           | 1103.8                   | 1136.5  | 16.2           | 2174.5                   | 2198.2  | 9.7  |
| 2Q Trim.  | 460.5                    | 473.9   | 15.1           | 1137.6                   | 1162.0  | 9.3            | 2252.0                   | 2264.7  | 12.7 |
| 3Q Trim.  | 483.9                    | 474.7   | 0.6            | 1186.2                   | 1172.9  | 3.8            | 2332.4                   | 2327.2  | 11.5 |
| 4Q Trim.  | 530.7                    | 501.7   | 24.8           | 1266.2                   | 1220.1  | 17.1           | 2468.5                   | 2435.0  | 19.9 |
| 1988 1Q Trim.   | 516.1                    | 542.7   | 37.0           | 1248.7                   | 1284.7  | 22.9           | 2469.3                   | 2494.2  | 10.1 |
| 2Q Trim.  | 562.7                    | 578.9   | 29.5           | 1318.5                   | 1356.5  | 24.3           | 2541.6                   | 2554.3  | 10.0 |
| 3Q Trim.  | 588.7                    | 577.7   | -0.8           | 1377.1                   | 1362.1  | 1.7            | 2634.8                   | 2629.5  | 12.3 |



**DEPOSITOS DEL SECTOR PRIVADO EN LA BANCA PRIVADA  
Y CAJAS DE AHORROS DE ANDALUCIA**

Miles de millones de ptas.

|               | BANCA PRIVADA  |                          |   | CAJAS DE AHORRO |                          |   | TOTAL          |                          |   |
|---------------|----------------|--------------------------|---|-----------------|--------------------------|---|----------------|--------------------------|---|
|               | Serie original | Serie desestacionalizada | T <sup>3</sup><br>Sobre serie desestacionalizada<br>(*) | Serie original  | Serie desestacionalizada | T <sup>3</sup><br>Sobre serie desestacionalizada<br>(*) | Serie original | Serie desestacionalizada | T <sup>3</sup><br>Sobre serie desestacionalizada<br>(*) |
| 1981 4Q Trim. | 790.8          | 773.5                    | 16.7  | 406.8           | 401.6                    | 35.5  | 1197.6         | 1169.8                   | 20.6  |
| 1982 4Q Trim. | 915.5          | 896.2                    | 13.1  | 494.6           | 488.5                    | 24.0  | 1410.1         | 1379.9                   | 15.4  |
| 1983 4Q Trim. | 953.9          | 934.8                    | 12.8  | 600.8           | 593.7                    | 18.8  | 1554.7         | 1525.4                   | 14.5  |
| 1984 4Q Trim. | 1044.4         | 1023.8                   | 5.4   | 699.7           | 691.2                    | 25.5  | 1744.1         | 1715.4                   | 13.6  |
| 1985 4Q Trim. | 1033.8         | 1013.5                   | -1.0  | 852.7           | 842.4                    | 11.6  | 1886.5         | 1858.8                   | 5.8   |
| 1986 4Q Trim. | 1190.7         | 1166.9                   | 3.7   | 987.5           | 975.0                    | 17.9  | 2178.2         | 2148.1                   | 12.0  |
| 1987 4Q Trim. | 1334.7         | 1307.8                   | 20.1  | 1133.8          | 111.9                    | 14.3  | 2468.5         | 2435.0                   | 19.9  |
| 1985 1Q Trim. | 1021.2         | 1040.1                   | -6.5  | 736.9           | 743.3                    | 33.7  | 1758.1         | 1784.1                   | 17.0  |
| 2Q Trim.      | 1021.7         | 1030.9                   | -3.5  | 779.2           | 802.4                    | 35.8  | 1800.9         | 1814.5                   | 7.0   |
| 3Q Trim.      | 1022.5         | 1016.1                   | -5.6  | 819.5           | 819.6                    | 8.9   | 1842.0         | 1832.6                   | 4.1   |
| 4Q Trim.      | 1033.8         | 1013.5                   | -1.0  | 852.7           | 842.4                    | 11.6  | 1886.5         | 1858.8                   | 5.8   |
| 1986 1Q Trim. | 1082.9         | 1102.5                   | 40.0  | 859.5           | 866.7                    | 12.1  | 1942.4         | 1966.2                   | 25.2  |
| 2Q Trim.      | 1116.8         | 1124.3                   | 8.1   | 899.6           | 902.4                    | 17.5  | 2016.4         | 2029.3                   | 13.5  |
| 3Q Trim.      | 1160.3         | 1156.3                   | 11.9  | 934.4           | 935.6                    | 15.5  | 2094.7         | 2087.9                   | 12.1  |
| 4Q Trim.      | 1190.7         | 1166.9                   | 3.7   | 987.5           | 975.0                    | 17.9  | 2178.2         | 2148.1                   | 12.0  |
| 1987 1Q Trim. | 1166.1         | 1186.7                   | 7.0   | 1008.4          | 101.7                    | 18.5  | 2174.5         | 2198.2                   | 9.7   |
| 2Q Trim.      | 1207.4         | 1214.1                   | 9.6   | 1044.6          | 104.7                    | 12.2  | 2252.0         | 2264.7                   | 12.7  |
| 3Q Trim.      | 1251.8         | 1249.2                   | 12.1  | 1080.6          | 108.3                    | 14.4  | 2332.4         | 2327.2                   | 11.5  |
| 4Q Trim.      | 1334.7         | 1307.8                   | 20.1  | 1133.8          | 111.9                    | 14.3  | 2468.5         | 2435.0                   | 19.9  |
| 1988 1Q Trim. | 1317.9         | 1340.7                   | 10.5  | 1151.3          | 1161.8                   | 16.0  | 2469.3         | 2494.2                   | 10.1  |
| 2Q Trim.      | 1342.6         | 1349.4                   | 2.6   | 1198.9          | 1201.3                   | 14.3  | 2541.6         | 2554.3                   | 10.0  |
| 3Q Trim.      | 1393.9         | 1392.5                   | 13.4  | 1240.9          | 1243.4                   | 14.8  | 2634.8         | 2629.5                   | 12.3  |



| DISTRIBUCION POR PROVINCIAS DE LOS DEPOSITOS DEL<br>SECTOR PRIVADO DEL SISTEMA FINANCIERO EN ANDALUCIA |         |        |         |         |        |        |        |         |           |          |                                      |
|--|---------|--------|---------|---------|--------|--------|--------|---------|-----------|----------|--------------------------------------|
|  | ALMERIA | CADIZ  | CORDOBA | GRANADA | HUELVA | JAEN   | MALAGA | SEVILLA | ANDALUCIA | ESPAÑA   | Andalucía-España<br>(en porcentajes) |
| DEPOSITOS DE BANCA PRIVADA   |         |        |         |         |        |        |        |         |           |          |                                      |
| 1982 4º Trim.  | 4770    | 136643 | 94533   | 93158   | 47189  | 68240  | 172323 | 255446  | 915502    | 9752380  | 9.4                                  |
| 1983 4º Trim.  | 50075   | 127531 | 105700  | 102626  | 48114  | 75775  | 168465 | 275602  | 953888    | 10608936 | 9.0                                  |
| 1984 4º Trim.  | 53798   | 137754 | 113752  | 113937  | 53221  | 78972  | 180274 | 312689  | 1044397   | 11707110 | 8.9                                  |
| 1985 4º Trim.  | 54340   | 136947 | 112393  | 111486  | 51924  | 81184  | 181161 | 304329  | 1033364   | 11407975 | 9.1                                  |
| 1986 4º Trim.  | 57789   | 152291 | 121735  | 131845  | 62141  | 92055  | 211235 | 361608  | 1190699   | 12939783 | 9.2                                  |
| 1987 4º Trim.  | 66948   | 170294 | 137586  | 142072  | 70999  | 95126  | 256893 | 394757  | 1334675   | 14706624 | 9.1                                  |
| 1987 1º Trim.  | 59847   | 148108 | 123085  | 129687  | 63051  | 91718  | 208914 | 341703  | 1166133   | 12909066 | 9.0                                  |
| 2º Trim.   | 63954   | 152675 | 124411  | 133980  | 67689  | 88334  | 215404 | 340904  | 1207351   | 13504419 | 8.9                                  |
| 3º Trim.   | 59861   | 164433 | 129718  | 137305  | 69671  | 91741  | 224700 | 374375  | 1251804   | 14072536 | 8.9                                  |
| 4º Trim.   | 66948   | 170294 | 137586  | 142072  | 70999  | 95126  | 256893 | 394757  | 1334675   | 14706624 | 9.1                                  |
| 1988 1º Trim.  | 68219   | 168952 | 138153  | 143536  | 71501  | 96123  | 235451 | 395990  | 1317925   | 14641730 | 9.0                                  |
| 2º Trim.   | 70133   | 169803 | 138432  | 142809  | 73703  | 96972  | 247270 | 403492  | 1342614   | 14893307 | 9.0                                  |
| 3º Trim.   | 71100   | 179000 | 141400  | 145300  | 73400  | 98200  | 257900 | 427600  | 1393900   | 15301700 | 9.1                                  |
| DEPOSITOS DE CAJAS DE AHORRO   |         |        |         |         |        |        |        |         |           |          |                                      |
| 1982 4º Trim.  | 29011   | 72051  | 74484   | 59523   | 30657  | 50514  | 95648  | 82708   | 494595    | 5203048  | 9.5                                  |
| 1983 4º Trim.  | 34674   | 89283  | 72735   | 72735   | 35131  | 63875  | 116153 | 99954   | 600776    | 6032894  | 10.0                                 |
| 1984 4º Trim.  | 38805   | 112081 | 101924  | 84752   | 43159  | 71562  | 133852 | 113533  | 695668    | 6852221  | 10.2                                 |
| 1985 4º Trim.  | 47721   | 132670 | 121172  | 103333  | 50019  | 84282  | 168580 | 142956  | 852732    | 7924673  | 10.8                                 |
| 1986 4º Trim.  | 57180   | 166299 | 139746  | 118181  | 56976  | 99701  | 187221 | 162234  | 987538    | 9067147  | 10.9                                 |
| 1987 4º Trim.  | 64851   | 189141 | 159010  | 136769  | 67818  | 114366 | 217003 | 184831  | 1133789   | 10142205 | 11.2                                 |
| 1987 1º Trim.  | 59447   | 168609 | 143151  | 119172  | 58469  | 101901 | 190947 | 166679  | 1008375   | 9162062  | 11.0                                 |
| 2º Trim.   | 63146   | 174997 | 148396  | 123709  | 61992  | 103267 | 199386 | 169751  | 1044644   | 9395704  | 11.1                                 |
| 3º Trim.   | 61198   | 184383 | 152023  | 128390  | 64808  | 106518 | 209185 | 174074  | 1080579   | 9700790  | 11.1                                 |
| 4º Trim.   | 64851   | 189141 | 159010  | 136769  | 67818  | 114366 | 217003 | 184831  | 1133789   | 10142205 | 11.2                                 |
| 1988 1º Trim.  | 67793   | 191420 | 161446  | 139582  | 69050  | 116799 | 219336 | 185922  | 1151348   | 10413881 | 11.1                                 |
| 2º Trim.   | 72288   | 201380 | 167114  | 144625  | 72622  | 120253 | 227365 | 193291  | 1198938   | 10952707 | 10.9                                 |
| 3º Trim.   | 73000   | 208700 | 168100  | 151800  | 77300  | 121900 | 240100 | 200000  | 1240900   | 11466800 | 10.8                                 |

## VIII. INDICADORES MONETARIOS Y FINANCIEROS VIII - 3. Continuación

| DISTRIBUCION POR PROVINCIAS DE LOS DEPOSITOS DEL<br>SECTOR PRIVADO DEL SISTEMA FINANCIERO EN ANDALUCIA |         |       |         |         |        |       |        |         |           |         |                                     |
|--|---------|-------|---------|---------|--------|-------|--------|---------|-----------|---------|-------------------------------------|
|  |         |       |         |         |        |       |        |         |           |         | Millones de ptas.                   |
|  | ALMERIA | CADIZ | CORDOBA | GRANADA | HUELVA | JAEN  | MALAGA | SEVILLA | ANDALUCIA | ESPAÑA  | Andalucía-España<br>(en porcentaje) |
| <b>DEPOSITOS DE CAJAS RURALES</b>  |         |       |         |         |        |       |        |         |           |         |                                     |
| 1982 4º Trim.  | 19136   | 6934  | 8420    | 9989    | 13848  | 7675  | 8462   | 23799   | 99263     | 477366  | 20.8                                |
| 1983 4º Trim.  | 24400   | 7773  | 11807   | 12241   | 15602  | 10839 | 9555   | 23682   | 115899    | 555947  | 20.8                                |
| 1984 4º Trim.  | 29798   | 7509  | 12770   | 14566   | 17916  | 11257 | 11459  | 27783   | 133058    | 651503  | 20.4                                |
| 1985 4º Trim.  | 34867   | 8060  | 15251   | 17709   | 21856  | 16094 | 14004  | 32667   | 160509    | 777943  | 20.6                                |
| 1986 4º Trim.  | 45274   | 0     | 16960   | 21215   | 26814  | 19661 | 15583  | 36923   | 182430    | 825917  | 22.1                                |
| 1987 4º Trim.  | 55307   | 0     | 21035   | 24025   | 31015  | 20421 | 18394  | 41809   | 212006    | 919372  | 23.1                                |
| 1987 1º Trim.  | 50224   | 0     | 17768   | 21980   | 27399  | 17961 | 16070  | 36256   | 187658    | 853115  | 22.0                                |
| 2º Trim.   | 55517   | 0     | 17558   | 22864   | 28488  | 18104 | 16940  | 38174   | 197645    | 874304  | 22.6                                |
| 3º Trim.   | 53108   | 0     | 19093   | 23809   | 29469  | 19114 | 17708  | 38884   | 201185    | 888920  | 22.6                                |
| 4º Trim.   | 55307   | 0     | 21035   | 24025   | 31015  | 20421 | 18394  | 41809   | 212006    | 919372  | 23.1                                |
| 1988 1º Trim.  | 59950   | 0     | 21952   | 25038   | 31845  | 20115 | 18553  | 40581   | 218034    | 1213706 | 18.0                                |
| 2º Trim.   | 65685   | 0     | 20962   | 26753   | 34269  | 19694 | 19379  | 42844   | 229586    | 1195004 | 19.2                                |
| 3º Trim.   | 64100   | 0     | 22300   | 29600   | 36300  | 21200 | 20800  | 44900   | 239100    | 1243200 | 19.2                                |
| <b>DEPOSITOS DE CAJA POSTAL</b>  |         |       |         |         |        |       |        |         |           |         |                                     |
| 1982 4º Trim.  | 4055    | 7659  | 1900    | 5376    | 1599   | 3806  | 5734   | 5720    | 35849     |         |                                     |
| 1983 4º Trim.  | 4462    | 9057  | 2553    | 6404    | 1893   | 4642  | 7800   | 7056    | 45067     |         |                                     |
| 1984 4º Trim.  | 4551    | 9469  | 2722    | 7403    | 2226   | 4877  | 8058   | 7214    | 46519     |         |                                     |
| 1985 4º Trim.  | 5747    | 11569 | 3344    | 9320    | 2611   | 5763  | 10217  | 8610    | 57180     | 450253  | 12.7                                |
| 1986 4º Trim.  | 5461    | 12123 | 3905    | 10854   | 3055   | 6660  | 10085  | 10177   | 62120     | 523793  | 11.9                                |
| 1987 4º Trim.  | 6248    | 14706 | 4835    | 11918   | 3786   | 8285  | 11705  | 11834   | 73317     | 598847  | 12.2                                |
| 1987 1º Trim.  | 5775    | 12644 | 4151    | 11366   | 3135   | 7237  | 10517  | 10282   | 65107     | 503446  | 12.9                                |
| 2º Trim.   | 6223    | 13554 | 4595    | 12596   | 3374   | 7724  | 11864  | 10886   | 70816     | 527162  | 13.4                                |
| 3º Trim.   | 6201    | 13746 | 4443    | 11504   | 3535   | 7743  | 12052  | 10941   | 70165     | 518821  | 13.5                                |
| 4º Trim.   | 6248    | 14706 | 4835    | 11918   | 3786   | 8285  | 11705  | 11834   | 73317     | 598847  | 12.2                                |
| 1988 1º Trim.  | 6098    | 14226 | 4666    | 11765   | 3555   | 8037  | 12113  | 11468   | 71928     | 666056  | 10.8                                |
| 2º Trim.   | 6823    | 15978 | 5587    | 12683   | 3866   | 9369  | 12566  | 12934   | 79795     | 664302  | 12.0                                |
| 3º Trim.   | 6459    | 15739 | 5292    | 11717   | 3797   | 9112  | 12423  | 12634   | 77173     | 612162  | 12.6                                |

VIII. INDICADORES MONETARIOS Y FINANCIEROS

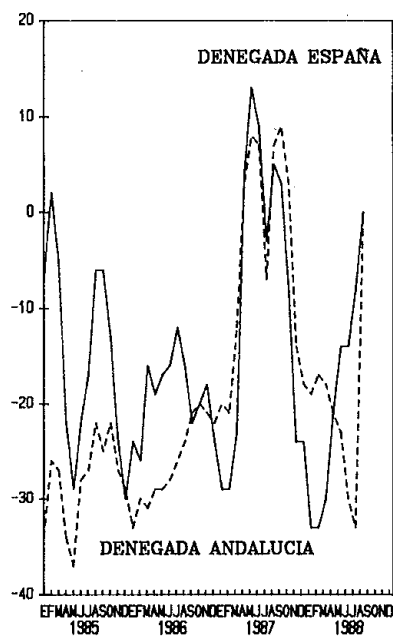
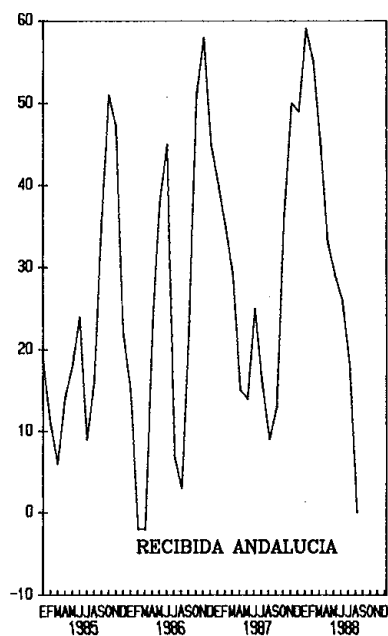
VIII - 4

|               |       | BANCA PRIVADA  |         |                |        | CAJAS DE AHORRO |        |                |               | CAJAS RURALES |                | Total créditos ANDALUCÍA | Total créditos ESPAÑA | ANDALUCÍA en porcentaje |
|---------------|-------|----------------|---------|----------------|--------|-----------------|--------|----------------|---------------|---------------|----------------|--------------------------|-----------------------|-------------------------|
|               |       | Sector público |         | Sector privado |        | Sector público  |        | Sector privado |               | TOTAL         | TOTAL          | Millones de ptas.        |                       |                         |
|               |       | 1              | 2       | 3              | 4      | 5               | 6      | 7              | 8 = 3 + 6 + 7 | 9             | 10 = 8/9 x 100 |                          |                       |                         |
| 1983 Med.     | 7361  | 714093         | 721454  | 16060          | 300998 | 317058          | 93055  | 1131567        | 13818749      | 8.2           |                |                          |                       |                         |
| 1984 Med.     | 8131  | 716042         | 724172  | 19353          | 341295 | 360648          | 89425  | 1174245        | 14352037      | 8.2           |                |                          |                       |                         |
| 1985 Med.     | 11381 | 720232         | 731613  | 25262          | 381234 | 406496          | 93241  | 1231349        | 15115878      | 8.1           |                |                          |                       |                         |
| 1986 Med.     | 15698 | 801040         | 816738  | 35564          | 452464 | 488028          | 105524 | 1410290        | 16713745      | 8.4           |                |                          |                       |                         |
| 1987 Med.     | 23790 | 985023         | 1008812 | 44035          | 598243 | 642278          | 132220 | 1783310        | 18692750      | 9.5           |                |                          |                       |                         |
| 1984 1º Trim. | 8131  | 737887         | 746018  | 19158          | 330227 | 349384          | 95472  | 1190874        | 14257348      | 8.4           |                |                          |                       |                         |
| 2º Trim.      | 7859  | 737538         | 745397  | 17789          | 314231 | 332021          | 94160  | 1171577        | 14506603      | 8.1           |                |                          |                       |                         |
| 3º Trim.      | 8019  | 685145         | 693164  | 18707          | 340700 | 359407          | 82706  | 1136278        | 14055848      | 8.1           |                |                          |                       |                         |
| 4º Trim.      | 8513  | 703596         | 712109  | 21757          | 380023 | 401780          | 85360  | 1199249        | 14588347      | 8.2           |                |                          |                       |                         |
| 1985 1º Trim. | 9964  | 688227         | 698191  | 22008          | 358044 | 380052          | 88605  | 1166848        | 14540757      | 8.0           |                |                          |                       |                         |
| 2º Trim.      | 11429 | 724088         | 735517  | 25997          | 379165 | 405162          | 91696  | 1232375        | 15046703      | 8.2           |                |                          |                       |                         |
| 3º Trim.      | 10809 | 714475         | 725284  | 23882          | 382922 | 406804          | 94308  | 1226396        | 15023413      | 8.2           |                |                          |                       |                         |
| 4º Trim.      | 13321 | 754137         | 767458  | 29160          | 404804 | 433964          | 98354  | 1299776        | 15852640      | 8.2           |                |                          |                       |                         |
| 1986 1º Trim. | 13354 | 754830         | 768184  | 32487          | 404448 | 436935          | 99380  | 1304499        | 15949081      | 8.2           |                |                          |                       |                         |
| 2º Trim.      | 15255 | 778790         | 794045  | 39595          | 431256 | 470851          | 101146 | 1366042        | 16671666      | 8.2           |                |                          |                       |                         |
| 3º Trim.      | 16432 | 793820         | 810252  | 35921          | 465294 | 501215          | 108331 | 1419798        | 16765055      | 8.5           |                |                          |                       |                         |
| 4º Trim.      | 17750 | 876720         | 894470  | 34254          | 508857 | 543111          | 113239 | 1550820        | 17469177      | 8.9           |                |                          |                       |                         |
| 1987 1º Trim. | 17786 | 908491         | 926277  | 36344          | 538861 | 575205          | 120372 | 1621854        | 17123339      | 9.5           |                |                          |                       |                         |
| 2º Trim.      | 22639 | 959702         | 982341  | 48118          | 584838 | 632955          | 126701 | 1741997        | 18521185      | 9.4           |                |                          |                       |                         |
| 3º Trim.      | 23595 | 967940         | 991535  | 46540          | 613184 | 659724          | 137577 | 1788836        | 19005341      | 9.4           |                |                          |                       |                         |
| 4º Trim.      | 31138 | 1103958        | 1135096 | 45137          | 656089 | 701226          | 144229 | 1980551        | 20121135      | 9.8           |                |                          |                       |                         |
| 1988 1º Trim. | 30293 | 1090648        | 1120941 | 48279          | 700515 | 748794          | 145086 | 2014821        | 20364612      | 9.9           |                |                          |                       |                         |
| 2º Trim.      | 44761 | 1142051        | 1186812 | 67118          | 745950 | 813068          | 145325 | 2145205        | 21209679      | 10.1          |                |                          |                       |                         |
| 3º Trim.      | 45700 | 1139500        | 1259600 | 55200          | 785400 | 854400          | 156800 | 2270800        | 22388800      | 10.1          |                |                          |                       |                         |

## ENCUESTA DE DEMANDA DE CREDITO DEL BANCO DE BILBAO

Porcentajes netos

|           | ANDALUCIA       |                 |                 |   |   |   | ESPAÑA          |                 |   |  |
|-----------|-----------------|-----------------|-----------------|---|---|---|-----------------|-----------------|---|--|
|           | Recibida<br>(1) | Atendida<br>(2) | Denegada<br>(3) | Recibida<br>MM <sub>3</sub> de (1)<br>(4) (*) | Atendida<br>MM <sub>3</sub> de (2)<br>(5) | Denegada<br>MM <sub>3</sub> de (3)<br>(6) (*) | Recibida<br>(7) | Denegada<br>(8) | Recibida<br>MM <sub>3</sub> de (7)<br>(9) | Denegada<br>MM <sub>3</sub> de (8)<br>(10) (*) |
| 1982 Dic. | 33              | -37             | 45              | 22  | -12                                       | 28  | 25              | 16              | 18  | 8  |
| 1983 Dic. | 45              | -14             | 52              | 20  | -10                                       | 33  | 29              | 18              | 28  | 23   |
| 1984 Dic. | 46              | 76              | -28             | 25  | 48  | -22   | 37              | -51             | 27  | -39  |
| 1985 Dic. | 46              | 40              | -25             | 22  | 28  | -30   | 41              | -36             | 18  | -29  |
| 1986 Dic. | 50              | 48              | -30             | 45  | 45  | -24   | 33              | -24             | 13  | -22  |
| 1987 Dic. | 54              | 41              | -25             | 49  | 48  | -24   | 44              | -23             | 31  | -18  |
| 1987 Ene. | 35              | 16              | -28             | 40  | 24  | -29   | -19             | -22             | 13  | -20  |
| Feb.      | 35              | 9               | -30             | 35  | 18  | -29   | 26              | -13             | 11  | -21  |
| Mar.      | 35              | 30              | -30             | 29  | 14  | -23   | 27              | -29             | 26  | -12  |
| Abr.      | 17              | 4               | -8              | 15  | -1  | 4   | 24              | -5              | 18  | 3  |
| May.      | -8              | -38             | 51              | 14  | 2   | 13  | 3               | 44              | 10  | 8  |
| Jun.      | 33              | 41              | -3              | 25  | 13  | 9   | 3               | -15             | 23  | 7  |
| Jul.      | 49              | 36              | -22             | 16  | 12  | -3  | 63              | -9              | 10  | -7   |
| Ago.      | -34             | -42             | 15              | 9   | -7  | 5   | -35             | 4               | 20  | 7  |
| Sep.      | 13              | -14             | 21              | 13  | -2  | 3   | 31              | 26              | 0   | 9  |
| Oct.      | 59              | 50              | -27             | 36  | 29  | -8  | 5               | -3              | 21  | 3  |
| Nov.      | 37              | 50              | -19             | 50  | 47  | -24   | 28              | -15             | 26  | -14  |
| Dic.      | 54              | 41              | -25             | 49  | 48  | -24   | 44              | -23             | 31  | -18  |
| 1988 Ene. | 56              | 54              | -28             | 59  | 55  | -33   | 21              | -17             | 27  | -19  |
| Feb.      | 68              | 69              | -46             | 55  | 53  | -33   | 16              | -18             | 21  | -17  |
| Mar.      | 40              | 36              | -26             | 45  | 44  | -30   | 26              | -17             | 25  | -18  |
| Abr.      | 26              | 28              | -18             | 33  | 40  | -21   | 32              | -20             | 20  | -21  |
| May.      | 34              | 57              | -19             | 29  | 35  | -14   | 2               | -26             | 21  | -23  |
| Jun.      | 28              | 19              | -5              | 26  | 40  | -14   | 30              | -23             | 21  | -30  |
| Jul.      | 15              | 43              | -19             | 18  | 16  | -8  | 32              | -42             | 9   | -33  |
| Ago.      | 10              | 13              |                 |   |   |   | -35             | -35             |   |  |



## QUIEBRAS, SUSPENSIONES DE PAGOS Y PROTESTOS. ANDALUCIA

|           | QUIEBRAS            |        |        | SUSPENSIONES DE PAGOS |        |        | PROTESTOS LETRAS DE CAMBIO   |                |
|-----------|---------------------|--------|--------|-----------------------|--------|--------|------------------------------|----------------|
|           | Millones de pesetas |        | Número | Millones de pesetas   |        | Número | Miles de millones de pesetas | Número (miles) |
|           | Activo              | Pasivo |        | Activo                | Pasivo |        |                              |                |
| 1981 Tot. | 179                 | 190    | 7      | 9676                  | 6430   | 45     | 173.9                        | 969.0          |
| 1982 Tot. | 514                 | 532    | 10     | 21802                 | 14179  | 79     | 190.4                        | 1032.2         |
| 1983 Tot. | 2215                | 1988   | 15     | 15160                 | 9899   | 65     | 207.9                        | 1012.2         |
| 1984 Tot. | 908                 | 1784   | 18     | 15358                 | 10128  | 77     | 193.1                        | 969.4          |
| 1985 Tot. | 416                 | 656    | 14     | 5740                  | 3556   | 32     | 133.8                        | 730.7          |
| 1986 Tot. | 0                   | 164    | 3      | 1915                  | 1390   | 11     | 89.3                         | 506.8          |
| 1987 Tot. | 0                   | 140    | 5      | 4358                  | 3608   | 21     | 60.2                         | 303.8          |
| 1986 Ene. | 0                   | 0      | 0      | 0                     | 0      | 0      | 10.3                         | 54.8           |
| Feb.      | 0                   | 0      | 0      | 252                   | 204    | 2      | 7.0                          | 41.4           |
| Mar.      | 0                   | 0      | 0      | 64                    | 60     | 1      | 9.4                          | 54.0           |
| Abr.      | 0                   | 0      | 1      | 0                     | 0      | 0      | 7.7                          | 44.4           |
| May.      | 0                   | 0      | 1      | 922                   | 651    | 3      | 8.3                          | 47.7           |
| Jun.      | 0                   | 0      | 0      | 0                     | 0      | 0      | 6.5                          | 37.8           |
| Jul.      | 0                   | 0      | 0      | 0                     | 0      | 0      | 8.3                          | 47.0           |
| Ago.      | 0                   | 0      | 0      | 0                     | 0      | 0      | 6.3                          | 35.7           |
| Sep.      | 0                   | 0      | 0      | 491                   | 357    | 2      | 6.4                          | 36.7           |
| Oct.      | 0                   | 164    | 1      | 96                    | 56     | 1      | 7.2                          | 39.1           |
| Nov.      | 0                   | 0      | 0      | 53                    | 42     | 1      | 5.1                          | 30.2           |
| Dic.      | 0                   | 0      | 0      | 37                    | 20     | 1      | 6.8                          | 38.1           |
| 1987 Ene. | 0                   | 0      | 0      | 0                     | 0      | 0      | 5.9                          | 30.9           |
| Feb.      | 0                   | 0      | 0      | 29                    | 22     | 1      | 4.1                          | 24.0           |
| Mar.      | 0                   | 139    | 2      | 1726                  | 1531   | 5      | 5.3                          | 30.9           |
| Abr.      | 0                   | 0      | 0      | 119                   | 84     | 1      | 4.9                          | 25.0           |
| May.      | 0                   | 0      | 1      | 202                   | 141    | 1      | 5.0                          | 26.8           |
| Jun.      | 0                   | 0      | 0      | 122                   | 39     | 2      | 4.7                          | 24.9           |
| Jul.      | 0                   | 0      | 1      | 199                   | 146    | 1      | 5.8                          | 27.6           |
| Ago.      | 0                   | 0      | 0      | 0                     | 0      | 0      | 4.6                          | 22.9           |
| Sep.      | 0                   | 0      | 0      | 0                     | 0      | 0      | 4.8                          | 22.5           |
| Oct.      | 0                   | 0      | 0      | 949                   | 764    | 5      | 5.5                          | 24.6           |
| Nov.      | 0                   | 1      | 1      | 339                   | 276    | 2      | 4.2                          | 19.4           |
| Dic.      | 0                   | 0      | 0      | 673                   | 605    | 3      | 5.4                          | 24.3           |
| 1988 Ene. | 0                   | 0      | 0      | 622                   | 522    | 2      | 4.9                          | 20.9           |
| Feb.      | 0                   | 1      | 1      | 0                     | 0      | 0      | 4.2                          | 20.0           |
| Mar.      | 0                   | 0      | 0      | 1206                  | 595    | 2      | 4.2                          | 19.3           |
| Abr.      | 0                   | 0      | 0      | 297                   | 91     | 4      | 4.5                          | 19.6           |
| May.      | 0                   | 0      | 0      | 168                   | 64     | 1      | 4.3                          | 19.2           |
| Jun.      | 11                  | 23     | 1      | 90                    | 48     | 1      | 4.2                          | 16.9           |
| Jul.      | 0                   | 0      | 0      | 0                     | 0      | 0      | 4.3                          | 17.5           |
| Ago.      | 0                   | 0      | 0      | 0                     | 0      | 0      | 4.6                          | 19.0           |
| Sep.      | 13                  | 17     | 1      | 748                   | 193    | 2      | 4.0                          | 15.8           |
| Oct.      | 0                   | 0      | 1      | 50                    | 48     | 1      | 0.0                          | 0.0            |

## MOVIMIENTO DE SOCIEDADES EN EL REGISTRO MERCANTIL

|           | ANDALUCÍA |                 |           |                 | ESPAÑA  |                 |           |                 |
|-----------|-----------|-----------------|-----------|-----------------|---------|-----------------|-----------|-----------------|
|           | CREADAS   |                 | DISUELTAS |                 | CREADAS |                 | DISUELTAS |                 |
|           | Número    | Capital Nominal | Número    | Capital Nominal | Número  | Capital Nominal | Número    | Capital Nominal |
| 1980 Tot. | 1641      | 7778416         | 112       | 754997          | 15182   | 68162024        | 971       | 16641760        |
| 1981 Tot. | 2182      | 9065251         | 73        | 830477          | 15096   | 74038999        | 726       | 8714871         |
| 1982 Tot. | 2651      | 12794267        | 71        | 803138          | 20154   | 95624986        | 812       | 63296677        |
| 1983 Tot. | 3788      | 17598901        | 77        | 433782          | 25844   | 123410087       | 901       | 29211724        |
| 1984 Tot. | 3871      | 14612276        | 90        | 228003          | 28719   | 95705415        | 1136      | 12683724        |
| 1985 Tot. | 3952      | 18053305        | 90        | 14123751        | 32736   | 190917710       | 1143      | 32682615        |
| 1986 Tot. | 5552      | 23408788        | 88        | 13423127        | 37660   | 173463705       | 986       | 35896107        |
| 1987 Tot. | 6451      | 30135814        | 59        | 277527          | 39854   | 185061669       | 907       | 19799075        |
| 1986 Ene. | 460       | 3587325         | 4         | 12827044        | 3814    | 20690585        | 65        | 14416222        |
| Feb.      | 457       | 2218847         | 4         | 1300            | 3874    | 18220780        | 95        | 2815973         |
| Mar.      | 567       | 2791316         | 8         | 7000            | 3287    | 16361038        | 106       | 570679          |
| Abr.      | 573       | 1937567         | 2         | 1500            | 3737    | 16060432        | 89        | 1483277         |
| May.      | 541       | 1911937         | 8         | 83310           | 3687    | 13981489        | 91        | 634302          |
| Jun.      | 487       | 1621931         | 12        | 59500           | 3086    | 17986130        | 80        | 427631          |
| Jul.      | 386       | 2112467         | 10        | 35316           | 2562    | 12846089        | 77        | 1386138         |
| Ago.      | 346       | 1474928         | 4         | 148400          | 2165    | 7325246         | 55        | 466235          |
| Sep.      | 375       | 1055680         | 8         | 32623           | 2396    | 9980597         | 67        | 4867259         |
| Oct.      | 500       | 1453160         | 5         | 934             | 3250    | 13169553        | 85        | 1872411         |
| Nov.      | 445       | 1527377         | 13        | 3150            | 2893    | 12315632        | 98        | 303251          |
| Dic.      | 415       | 1716253         | 10        | 223050          | 2909    | 14526134        | 78        | 6652729         |
| 1987 Ene. | 535       | 1906896         | 7         | 40200           | 3208    | 14824646        | 86        | 8367314         |
| Feb.      | 609       | 2207463         | 9         | 130614          | 3488    | 14390096        | 87        | 950493          |
| Mar.      | 532       | 2318888         | 3         | 0               | 3687    | 16083214        | 88        | 418168          |
| Abr.      | 467       | 2940565         | 6         | 0               | 3235    | 15316174        | 96        | 687968          |
| May.      | 634       | 4370443         | 4         | 22721           | 3678    | 16822905        | 72        | 465820          |
| Jun.      | 554       | 1749682         | 6         | 17780           | 3246    | 13507126        | 84        | 3032268         |
| Jul.      | 543       | 1992939         | 3         | 3621            | 3422    | 16095325        | 67        | 751283          |
| Ago.      | 387       | 1773452         | 1         | 3780            | 2764    | 13517435        | 40        | 448725          |
| Sep.      | 523       | 2152000         | 1         | 250             | 3014    | 15157586        | 37        | 846858          |
| Oct.      | 535       | 2248217         | 4         | 19000           | 3187    | 14163871        | 78        | 2616183         |
| Nov.      | 562       | 2410991         | 7         | 1649            | 3463    | 15623522        | 96        | 888108          |
| Dic.      | 570       | 4064278         | 8         | 37912           | 3462    | 19559769        | 76        | 325887          |
| 1988 Ene. | 648       | 3096370         | 10        | 8000            | 3648    | 21992001        | 95        | 650789          |
| Feb.      | 729       | 2710131         | 11        | 106966          | 4272    | 24789998        | 98        | 1609162         |
| Mar.      | 831       | 3584568         | 11        | 117210          | 4473    | 26992519        | 87        | 296279          |
| Abr.      | 733       | 5960883         | 9         | 210421          | 4245    | 21962166        | 96        | 1052085         |
| May.      | 853       | 4120000         | 6         | 2300            | 4607    | 24083357        | 77        | 688821          |
| Jun.      | 753       | 3629381         | 6         | 62920           | 4184    | 22766020        | 127       | 1972115         |
| Jul.      | 586       | 3015695         | 4         | 1500            | 3460    | 19079318        | 89        | 513349          |
| Ago.      | 496       | 2690661         | 5         | 2200            | 3199    | 18290783        | 78        | 2934442         |
| Sep.      | 513       | 2964826         | 5         | 22200           | 3316    | 17865496        | 78        | 359191          |